



THE HARMONY OF SEA AND SAIL

INTRODUCING  
**BAYFRONT**  
MARINA RESIDENCES


Life unfolds with ease, surrounded by water, greenery, and moments that feel naturally elevated. Set along the marina, your home offers breathtaking views of a tranquil lagoon that soothe and inspire. A vibrant promenade lines the waterfront, dotted with street cafés and restaurants, inviting you to pause, taste, and linger. Just steps away, a golf course offers lush open spaces and leisurely escapes beneath wide blue skies. A luxury retail mall and hotel bring world-class fashion, fine dining, and indulgent experiences within easy reach — balancing relaxation with refinement. At Bayfront Marina Residences, life moves at your rhythm — unhurried, inspired, and effortlessly connected to everything that matters.





## A PLACE TO FEEL ALIVE

Wander along the promenade where street cafés buzz with warmth, and every turn brings a new delight. Just steps away, the yacht club calls for spontaneous sails, while a luxury mall and hotel promise indulgence at a moment's notice. Every detail is designed to stir the senses.



## SERENITY AT HOME

### AN EMBRACE YOU LONG FOR

As the call of flamingos echoes softly in the distance, peaceful mornings take on a renewed sense of joy. With every turn of the page in your favourite book, the open sea unfolds before you, its gentle waves setting the perfect rhythm to your day.

This is more than just a moment - it's a sense of belonging, where the beauty of the sea and the calm of your surroundings create a comforting embrace. Rediscover the simple pleasure of a home that feels uniquely and truly yours.







## AMENITIES PODIUM

Whether you seek adventure in the water, relaxation on the sand, or simply a quiet moment to connect with yourself, Marina Residences at Sobha Siniya Island promises a perfect retreat.



# AMENITIES PODIUM

## AMENITIES WITH A VIEW

Picture yourself standing on a sunlit podium, the salty sea breeze playfully flowing through your hair while flamingos glide gracefully across the sky, their pink hues painting a breathtaking scene against the shimmering waters.

This is no ordinary setting—it's a place where the extraordinary becomes part of your everyday.







# AMENITIES PODIUM

## AMENITY-RICH PODIUMS

As you explore the dedicated podiums at Marina Residences, a world of possibilities unfolds before you. Dive into the crystal-clear infinity pools that seem to blend seamlessly with the horizon or find your rhythm at the state-of-the-art fitness centres overlooking the marina. Cozy lounges invite you to relax and reconnect, while vibrant outdoor play areas offer boundless joy for your toddlers.

With the sea as your constant companion, every moment feels like a story waiting to be written - one filled with serenity, energy, and the endless charm of life by the water.



# LUSH PARKS & LANDSCAPED GARDENS

## NATURE'S EMBRACE – LUSH GREENERY TO SOOTHE YOUR SOUL

Walk through pathways framed by colourful blooms while every little giggle and tiny eager steps of your toddlers bring you endless joy. Watch these precious moments unfold while you reconnect with nature in the lush parks and beautifully landscaped gardens.

The lush green spaces are more than just a visual treat; they're a sanctuary that nurtures your well-being.





# LOCATION ON MASTER PLAN

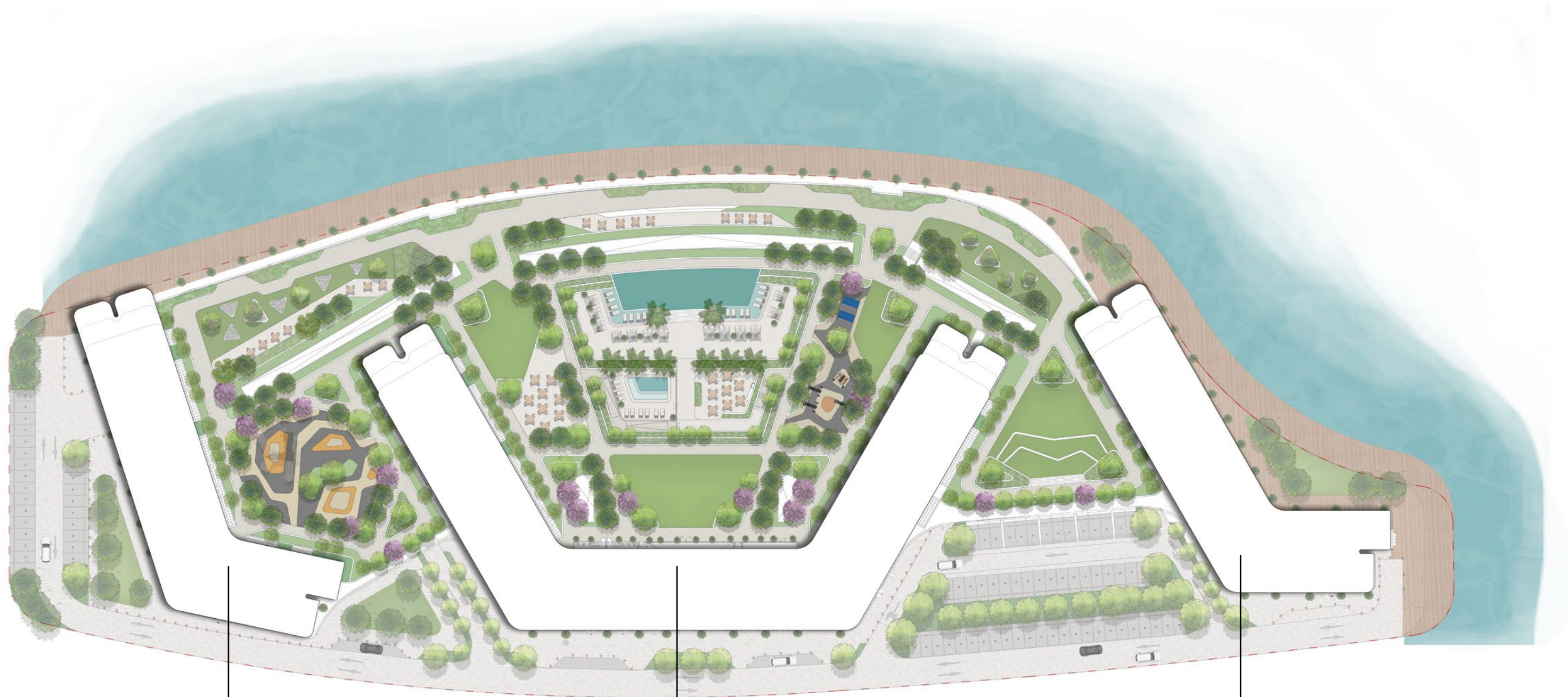




# BAYFRONT

MARINA RESIDENCES

SITE PLAN



• **TOWER A**  
FULLY FURNISHED  
RESIDENCE

• **TOWER B**

• **TOWER C**



# YOUR FULLY FURNISHED RETREAT AWAITS



Experience effortless luxury at Tower A - Marina Residences. Each unit is fully furnished, with every detail meticulously crafted for immediate comfort and style. Simply pack your bags and start enjoying a life of sophistication and ease from day one.



## BEDROOM



## BATHROOM



# EFFORTLESS PROPERTY MANAGEMENT

## STAY CONFIDENT

For the first time, Marina Residences at Sobha Siniya Island proudly offers post-handover property management services, designed to simplify your life and secure your investment with Stay by Latinem.

At Stay by Latinem, property management is effortless, allowing you to maximize your investment returns without lifting a finger. From the moment you decide to list your property, every aspect of the process is handled, ensuring a smooth and profitable experience.





# STAY BY LATINEM



## LEAVE THE DETAILS TO US

A comprehensive property management solution that takes care of everything, from onboarding to day-to-day operations.

### TYPES OF SERVICES WE PROVIDE TO HOMEOWNERS

- Owner dashboard and app
- Professional photography of apartment
- Payment of tourism tax
- Monthly reports
- Daily pricing
- Applicable authority registration
- Housekeeping & upkeep
- Organizing maintenance
- Client relationship manager
- Guest vetting

### TYPES OF SERVICES WE PROVIDE TO GUESTS

- World class community stay
- Luxury linens and towels
- Premium amenities
- Quick communication
- Personalized Check-in/Check-Out

Stay by Latinem, commits on delivering exceptional service to both property owners and guests, ensuring that every stay is a memorable one.





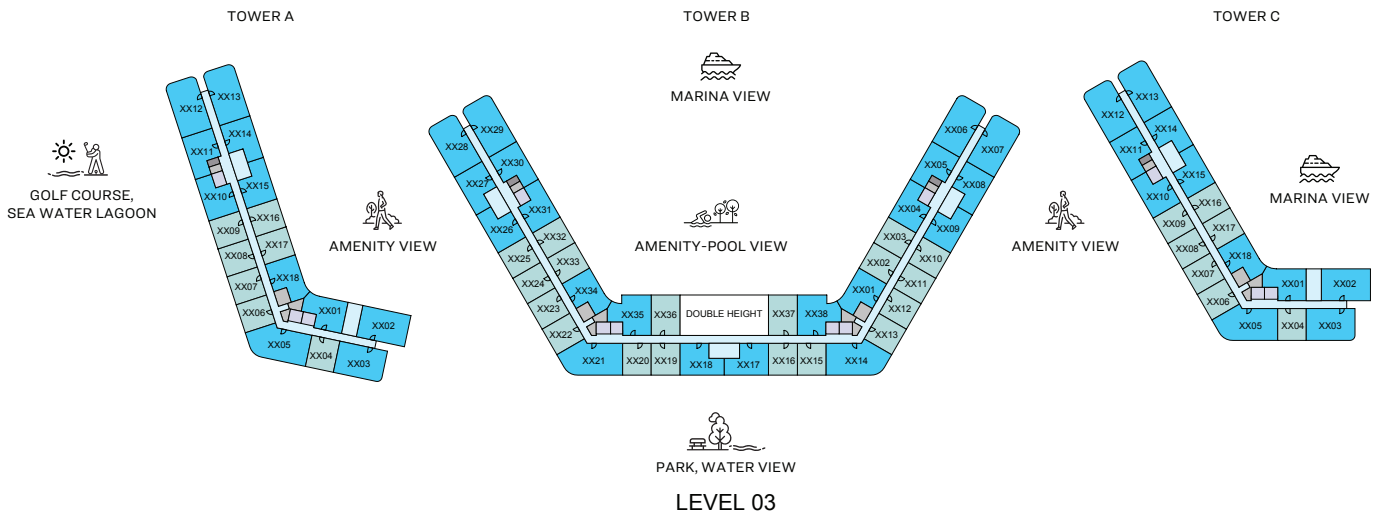
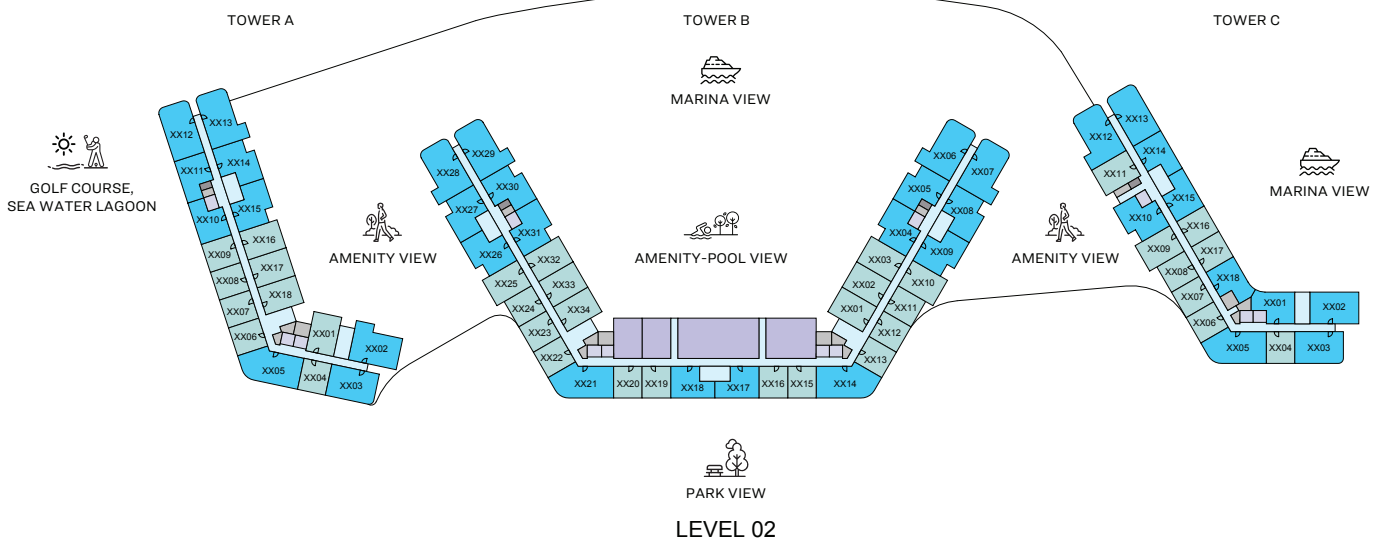
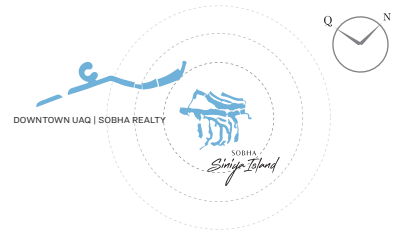
FLOOR AND UNIT PLANS

# BAYFRONT

MARINA RESIDENCES

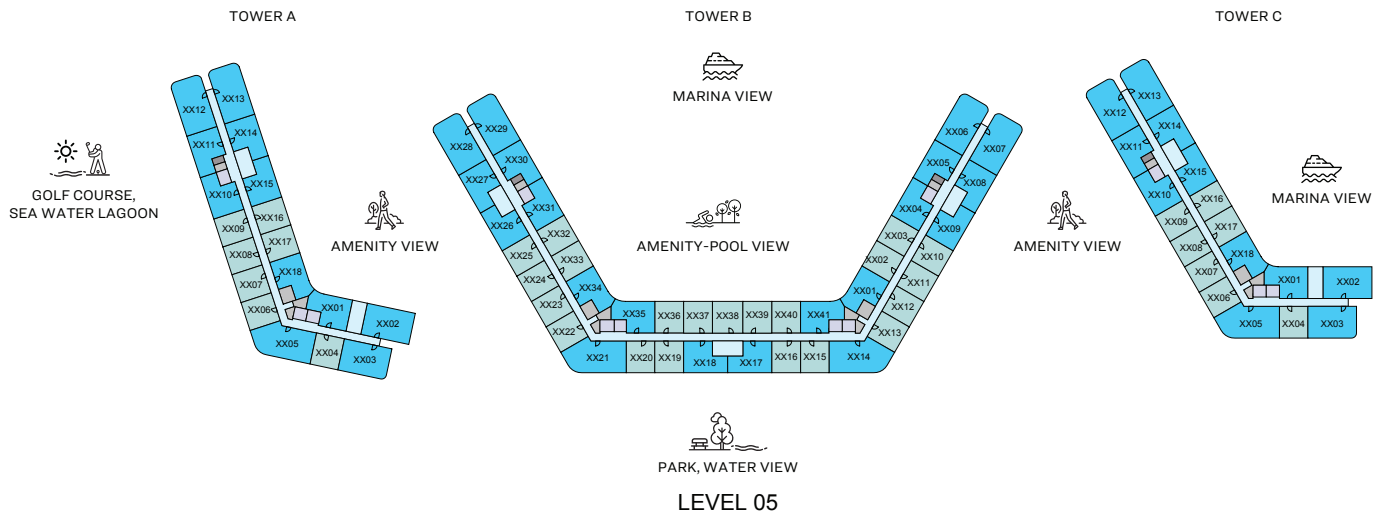
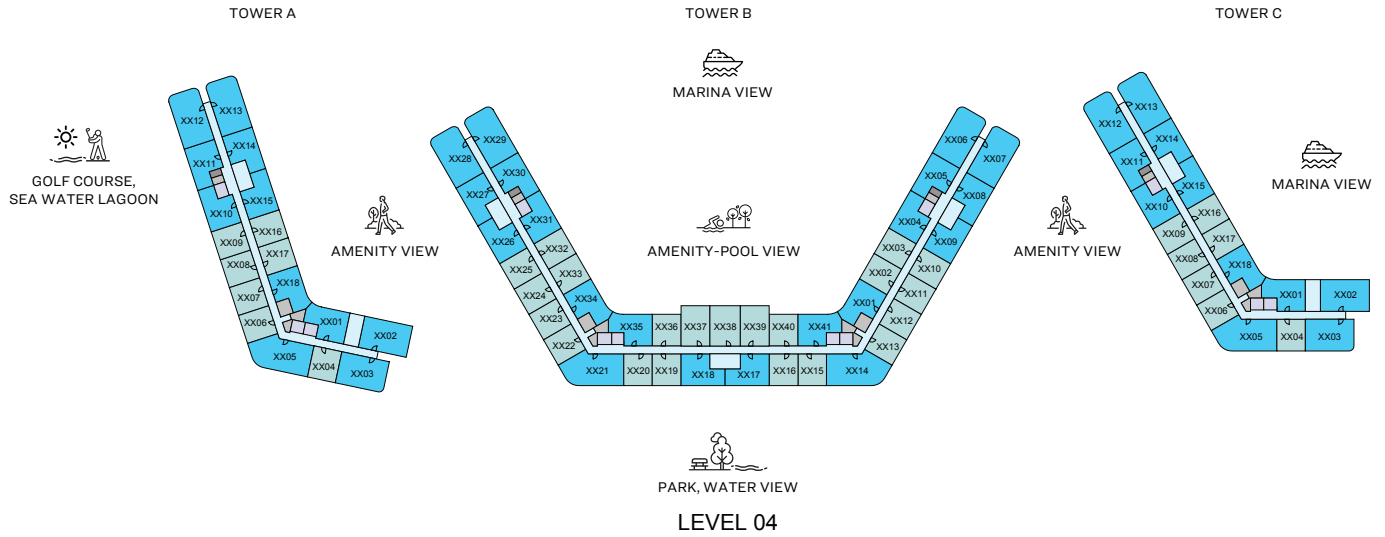
ACD: SEPTEMBER 2029





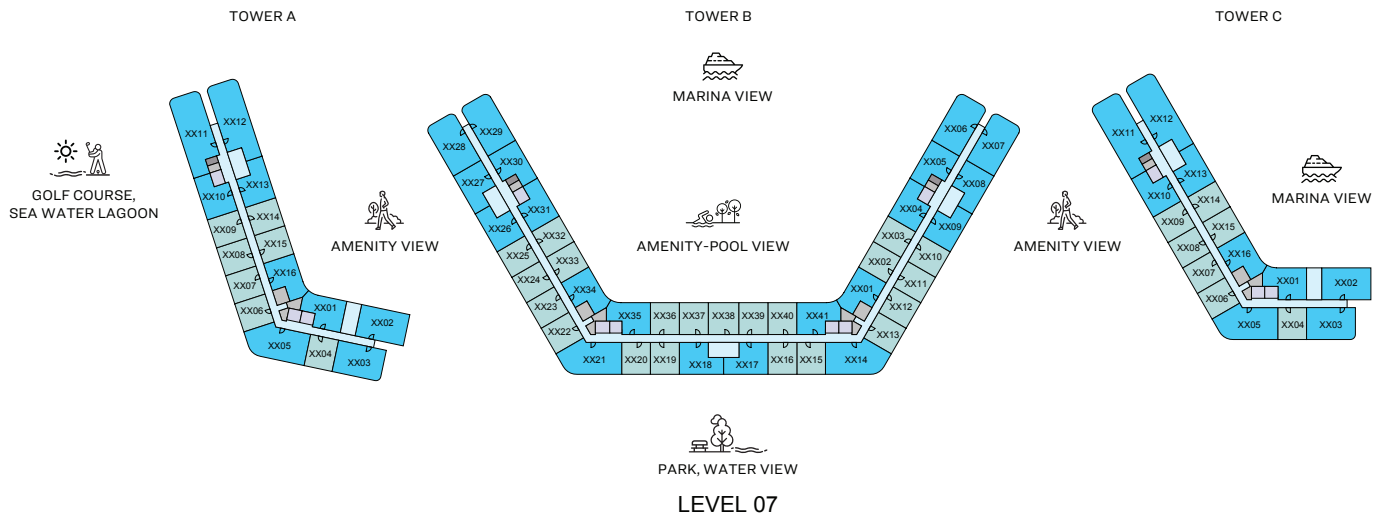
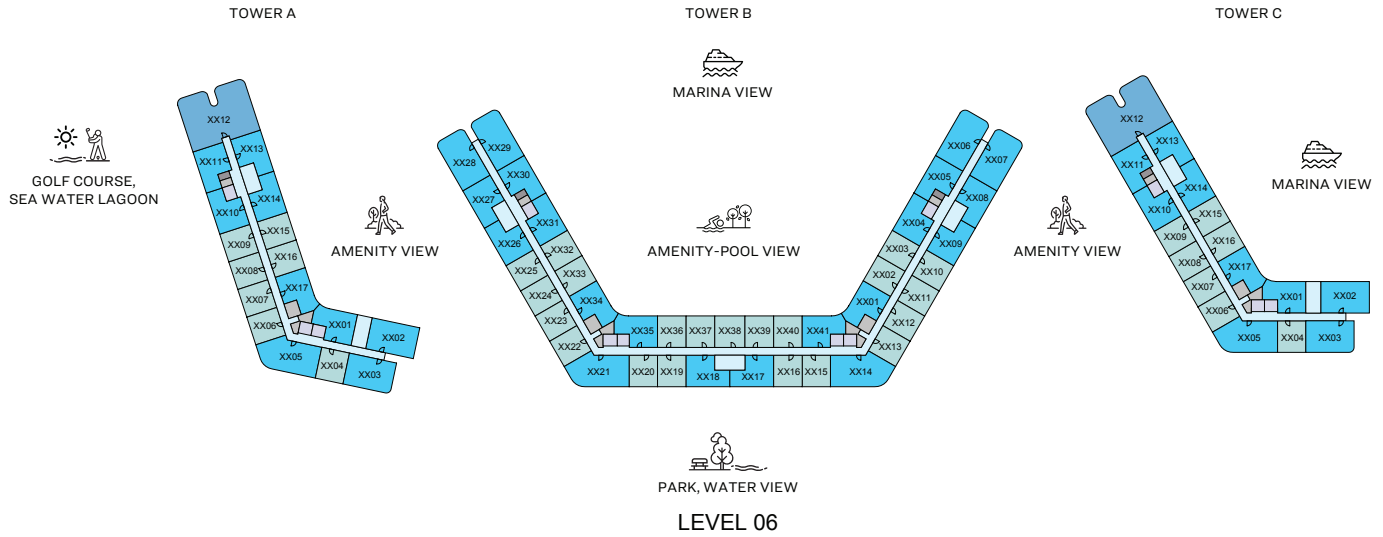
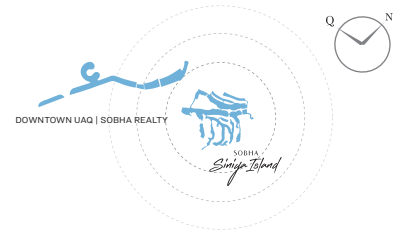
1 BED UNIT	PARKING	GARBAGE	LIFT
2 BED UNIT	CIRCULATION	SERVICES	AMENITIES





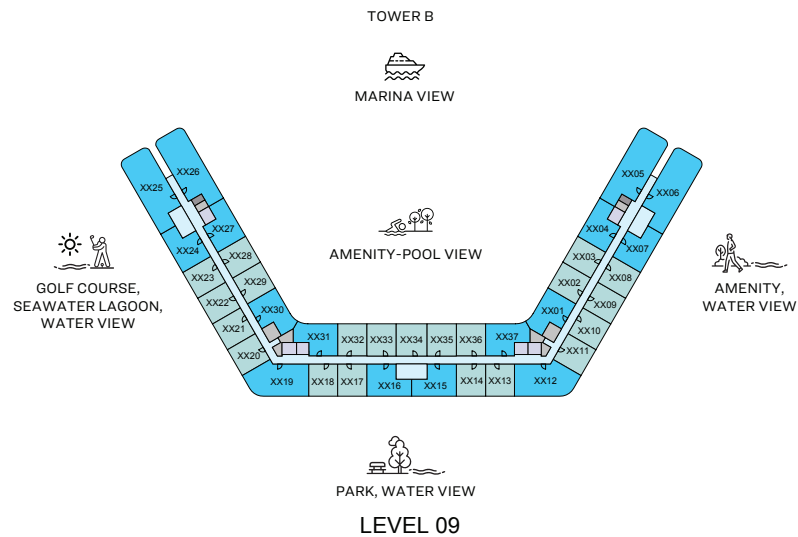
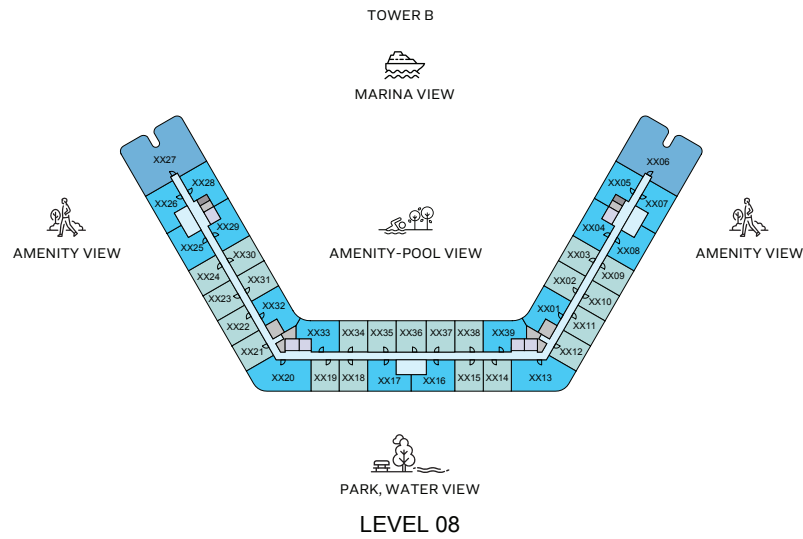
1 BED UNIT	PARKING	GARBAGE	LIFT
2 BED UNIT	CIRCULATION	SERVICES	





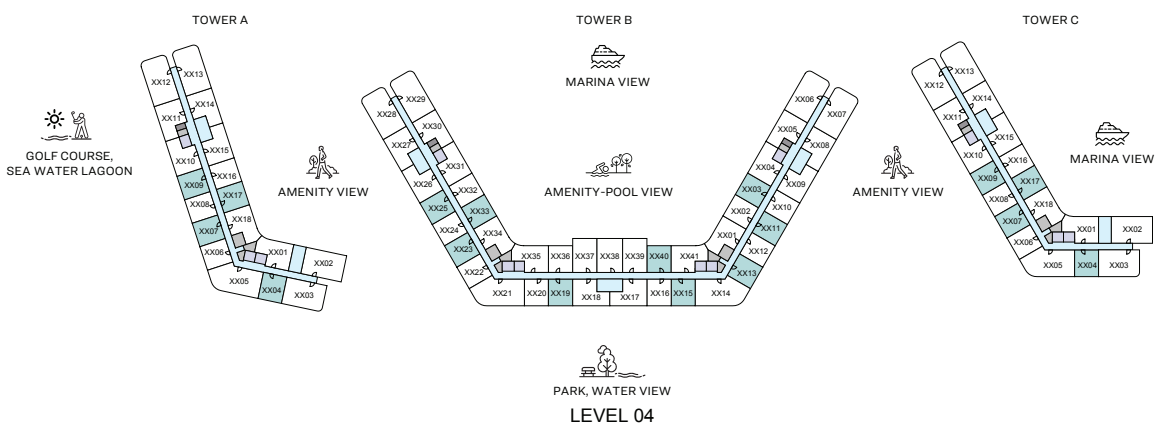
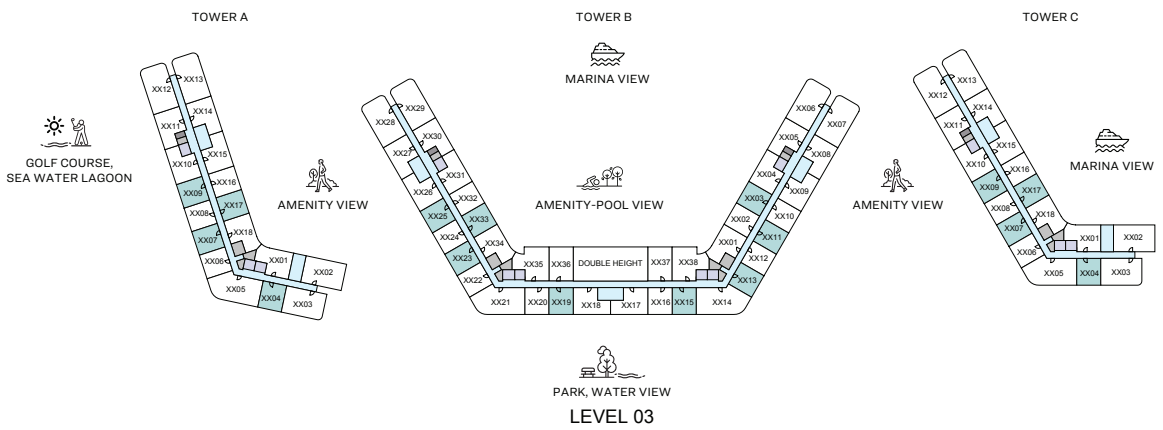
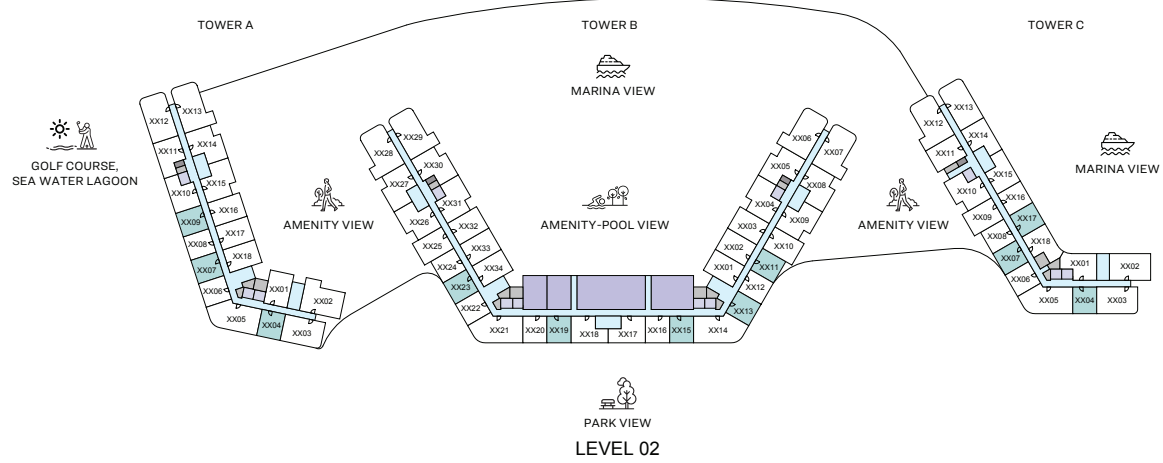
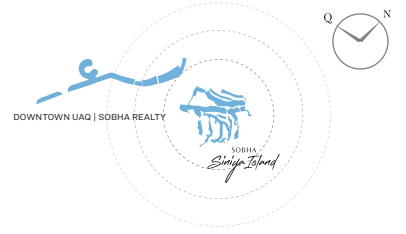
1 BED UNIT	3 BED UNIT	CIRCULATION	SERVICES
2 BED UNIT	PARKING	GARBAGE	LIFT





1 BED UNIT	3 BED UNIT	CIRCULATION	SERVICES
2 BED UNIT	PARKING	GARBAGE	LIFT





1  
BEDROOM  
APARTMENT

## TYPE A

(with powder room + balcony)

**TOTAL SALEABLE AREA**  
SUITE RANGE = 462.74 - 467.26 SQ.FT.  
BALCONY = 47.79 SQ.FT.  
TOTAL RANGE = 510.53 - 515.05 SQ.FT.

List of unit numbers with this unit plan:

### VIEWS

Amenity View  
A-317, A-417

Amenity, Pool View  
B-303

Amenity, Pool, Marina View  
B-333, B-403, B-433, B-440, B-503, B-533, B-537,  
B-538, B-540, B-603, B-633, B-637, B-638, B-640,  
B-703, B-733, B-737, B-738, B-740, B-803, B-831, B-835,  
B-836, B-838, B-903, B-929, B-933, B-934, B-936

Golf Course, park, Water View  
B-921

Golf Course, Sea Water Lagoon View  
A-207, A-209, A-307, A-309, A-407, A-409, A-507,  
A-509, A-607, A-609, A-707, A-709

Golf Course, Seawater Lagoon, Amenity, Water View  
B-923

Marina View  
C-217, C-317, C-417,  
C-517, C-616, C-715

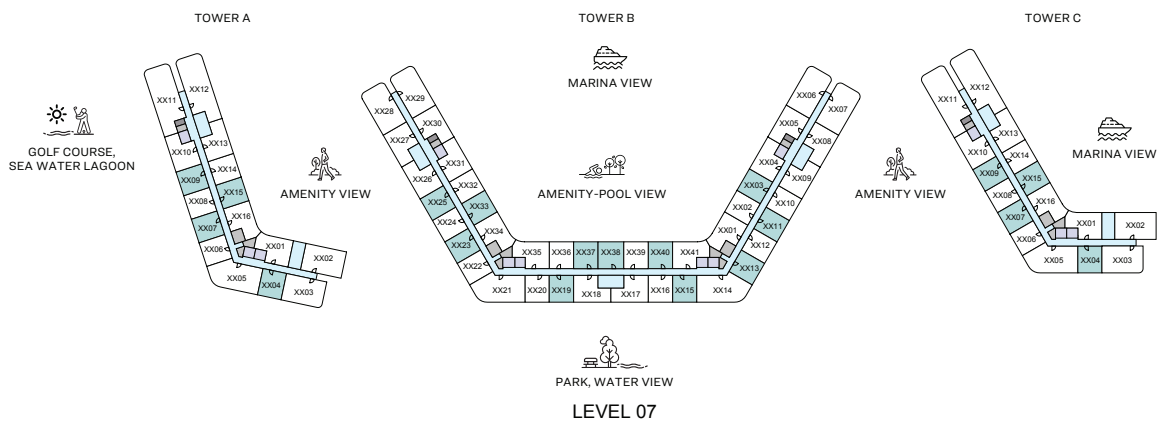
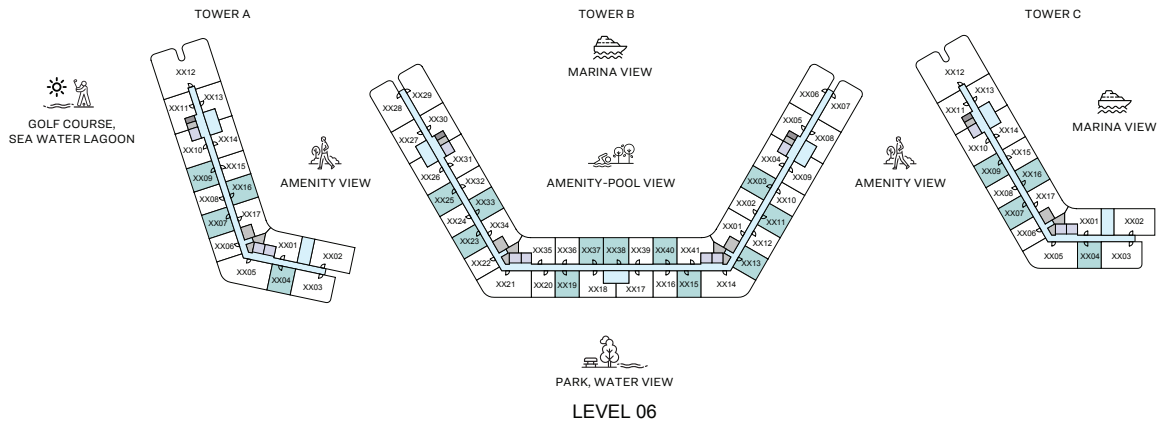
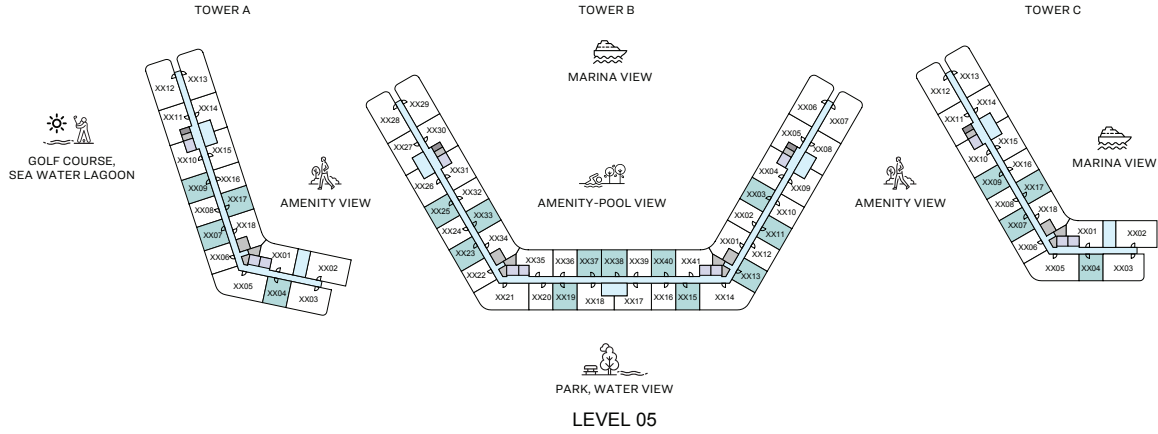
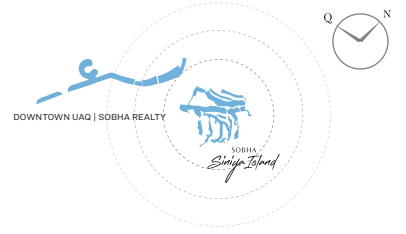
Marina, Amenity View  
A-517, A-616, A-715

Park  
A-204, B-211, B-213,  
B-215, B-219, B-223,  
C-204, C-207

Water, Amenity View  
B-325, C-309, B-425, C-409,  
B-525, C-509, B-625, C-609,  
B-725, C-709, B-824

Park, Water View  
A-304, B-311, B-313, B-315, B-319, B-323, C-304, C-307,  
A-404, B-411, B-413, B-415, B-419, B-423, C-404, C-407,  
A-504, B-511, B-513, B-515, B-519, B-523, C-504, C-507,  
A-604, B-611, B-613, B-615, B-619, B-623, C-604, C-607,  
A-704, B-711, B-713, B-715, B-719, B-723, C-704, C-707,  
B-810, B-812, B-814, B-818, B-822, B-909, B-911, B-913, B-917





1  
BEDROOM  
APARTMENT

## TYPE A

(with powder room + balcony)

**TOTAL SALEABLE AREA**  
SUITE RANGE = 462.74 - 467.26 SQ.FT.  
BALCONY = 47.79 SQ.FT.  
TOTAL RANGE = 510.53 - 515.05 SQ.FT.

List of unit numbers with this unit plan:

### VIEWS

Amenity View  
A-317, A-417

Amenity, Pool View  
B-303

Amenity, Pool, Marina View  
B-333, B-403, B-433, B-440, B-503, B-533, B-537,  
B-538, B-540, B-603, B-633, B-637, B-638, B-640,  
B-703, B-733, B-737, B-738, B-740, B-803, B-831, B-835,  
B-836, B-838, B-903, B-929, B-933, B-934, B-936

Golf Course, park, Water View  
B-921

Golf Course, Sea Water Lagoon View  
A-207, A-209, A-307, A-309, A-407, A-409, A-507,  
A-509, A-607, A-609, A-707, A-709

Golf Course, Seawater Lagoon, Amenity, Water View  
B-923

Marina View  
C-217, C-317, C-417,  
C-517, C-616, C-715

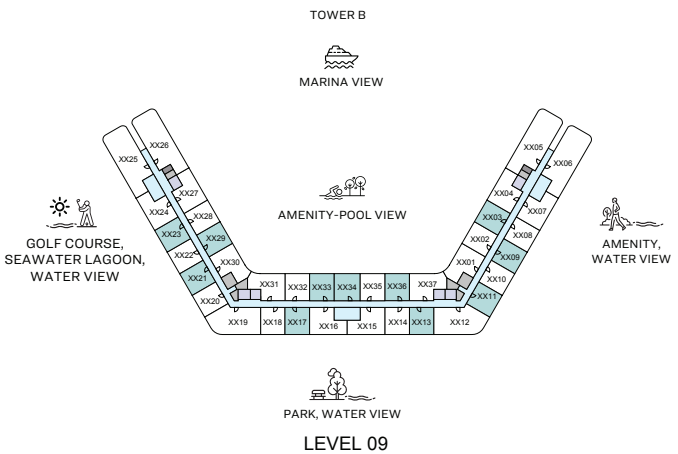
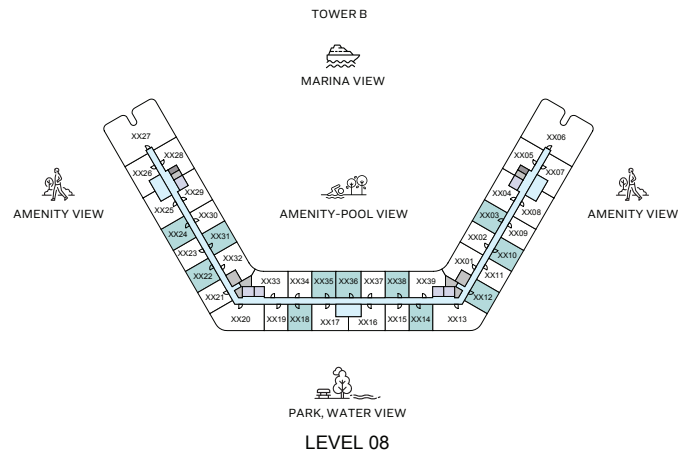
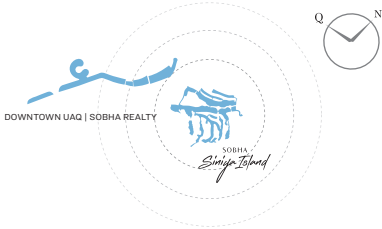
Marina, Amenity View  
A-517, A-616, A-715

Park  
A-204, B-211, B-213,  
B-215, B-219, B-223,  
C-204, C-207

Water, Amenity View  
B-325, C-309, B-425, C-409,  
B-525, C-509, B-625, C-609,  
B-725, C-709, B-824

Park, Water View  
A-304, B-311, B-313, B-315, B-319, B-323, C-304, C-307,  
A-404, B-411, B-413, B-415, B-419, B-423, C-404, C-407,  
A-504, B-511, B-513, B-515, B-519, B-523, C-504, C-507,  
A-604, B-611, B-613, B-615, B-619, B-623, C-604, C-607,  
A-704, B-711, B-713, B-715, B-719, B-723, C-704, C-707,  
B-810, B-812, B-814, B-818, B-822, B-909, B-911, B-913, B-917





# 1

BEDROOM  
APARTMENT

## TYPE A

(with powder room + balcony)

**TOTAL SALEABLE AREA**  
SUITE RANGE = 462.74 - 467.26 SQ.FT.  
BALCONY = 47.79 SQ.FT.  
TOTAL RANGE = 510.53 - 515.05 SQ.FT.

List of unit numbers with this unit plan:

### VIEWS

Amenity View  
A-317, A-417

Amenity, Pool View  
B-303

Amenity, Pool, Marina View  
B-333, B-403, B-433, B-440, B-503, B-533, B-537,  
B-538, B-540, B-603, B-633, B-637, B-638, B-640,  
B-703, B-733, B-737, B-738, B-740, B-803, B-831, B-835,  
B-836, B-838, B-903, B-929, B-933, B-934, B-936

Golf Course, park, Water View  
B-921

Golf Course, Sea Water Lagoon View  
A-207, A-209, A-307, A-309, A-407, A-409, A-507,  
A-509, A-607, A-609, A-707, A-709

Golf Course, Seawater Lagoon, Amenity, Water View  
B-923

Marina View  
C-217, C-317, C-417,  
C-517, C-616, C-715

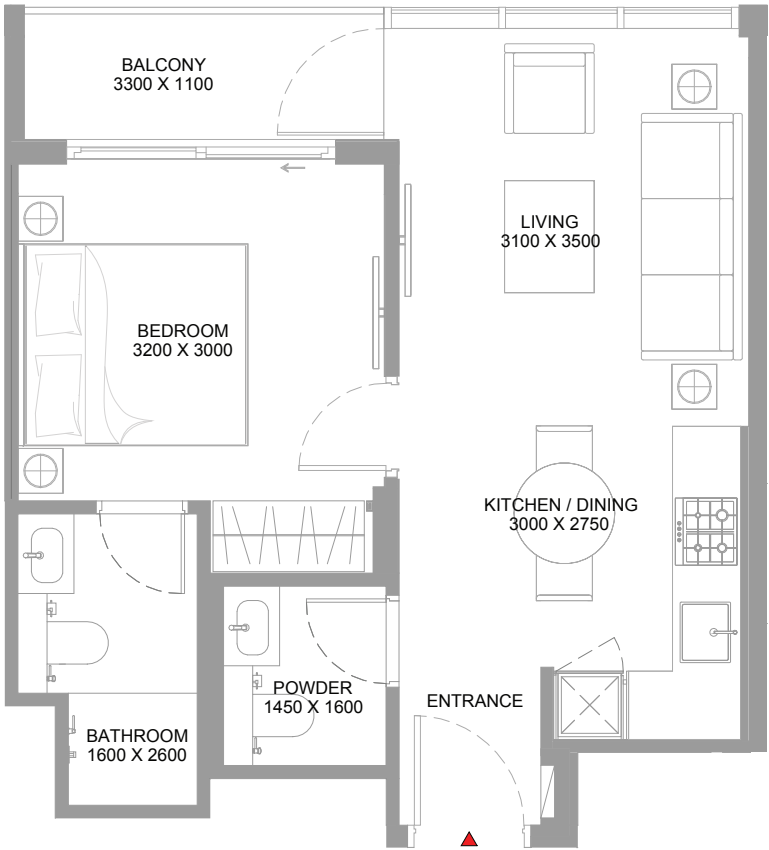
Marina, Amenity View  
A-517, A-616, A-715

Park  
A-204, B-211, B-213,  
B-215, B-219, B-223,  
C-204, C-207

Water, Amenity View  
B-325, C-309, B-425, C-409,  
B-525, C-509, B-625, C-609,  
B-725, C-709, B-824

Park, Water View  
A-304, B-311, B-313, B-315, B-319, B-323, C-304, C-307,  
A-404, B-411, B-413, B-415, B-419, B-423, C-404, C-407,  
A-504, B-511, B-513, B-515, B-519, B-523, C-504, C-507,  
A-604, B-611, B-613, B-615, B-619, B-623, C-604, C-607,  
A-704, B-711, B-713, B-715, B-719, B-723, C-704, C-707,  
B-810, B-812, B-814, B-818, B-822, B-909, B-911, B-913, B-917





1  
BEDROOM  
APARTMENT

TYPE A  
(with powder room + balcony)

TOTAL SALEABLE AREA  
SUITE RANGE = 462.74 - 467.26 SQ.FT.  
BALCONY = 47.79 SQ.FT.  
TOTAL RANGE = 510.53 - 515.05 SQ.FT.

List of unit numbers with this unit plan:

VIEWS

- Amenity View  
A-317, A-417

Amenity, Pool View  
B-303
- Amenity, Pool, Marina View  
B-333, B-403, B-433, B-440, B-503, B-533, B-537,  
B-538, B-540, B-603, B-633, B-637, B-638, B-640,  
B-703, B-733, B-737, B-738, B-740, B-803, B-831, B-835,  
B-836, B-838, B-903, B-929, B-933, B-934, B-936

Golf Course, park, Water View  
B-921

Golf Course, Sea Water Lagoon View  
A-207, A-209, A-307, A-309, A-407, A-409, A-507,  
A-509, A-607, A-609, A-707, A-709

- Golf Course, Seawater Lagoon, Amenity, Water View  
B-923

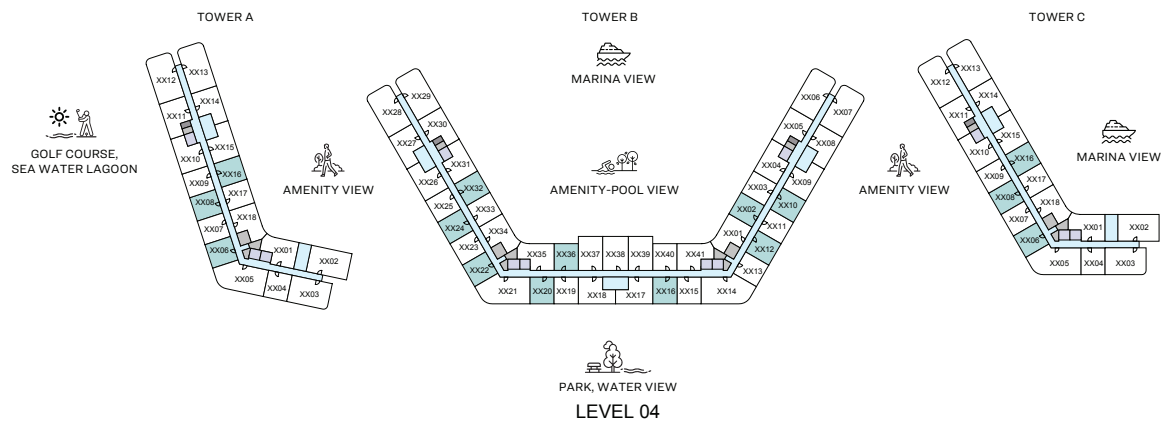
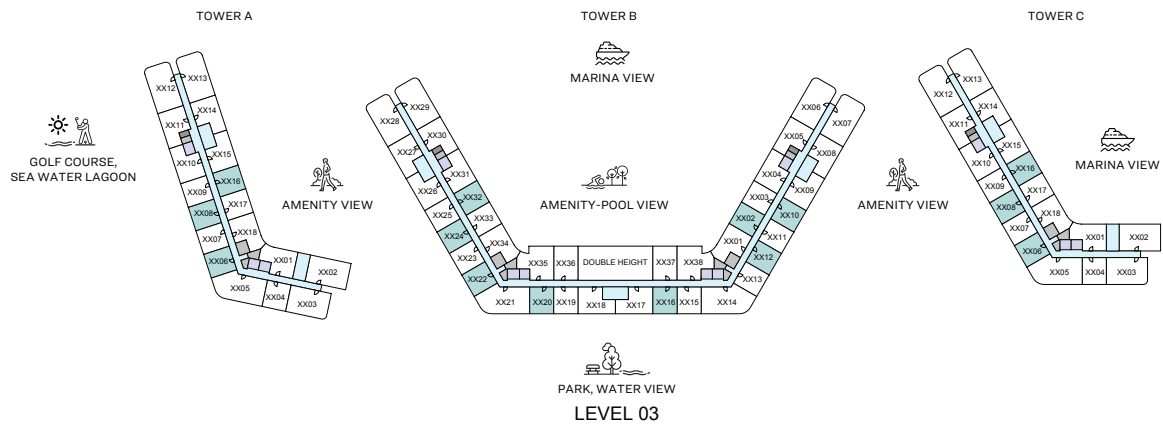
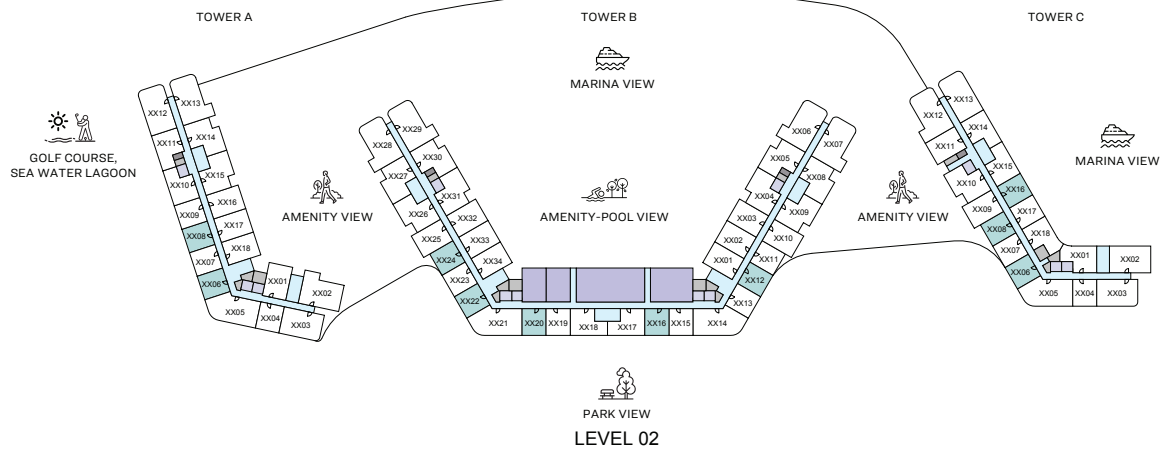
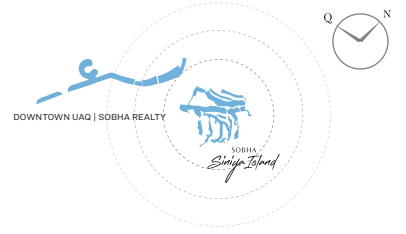
Marina View  
C-217, C-317, C-417,  
C-517, C-616, C-715

Park  
A-204, B-211, B-213,  
B-215, B-219, B-223,  
C-204, C-207

Park, Water View  
A-304, B-311, B-313, B-315, B-319, B-323, C-304, C-307,  
A-404, B-411, B-413, B-415, B-419, B-423, C-404, C-407,  
A-504, B-511, B-513, B-515, B-519, B-523, C-504, C-507,  
A-604, B-611, B-613, B-615, B-619, B-623, C-604, C-607,  
A-704, B-711, B-713, B-715, B-719, B-723, C-704, C-707,  
B-810, B-812, B-814, B-818, B-822, B-909, B-911, B-913, B-917
- Marina, Amenity View  
A-517, A-616, A-715

Water, Amenity View  
B-325, C-309, B-425, C-409,  
B-525, C-509, B-625, C-609,  
B-725, C-709, B-824





1  
BEDROOM  
APARTMENT

## TYPE A VARIANT 1

(with powder room + balcony)

**TOTAL SALEABLE AREA**  
SUITE RANGE = 462.85 - 466.72 SQ.FT.  
BALCONY RANGE = 47.25 - 47.79 SQ.FT.  
TOTAL RANGE = 510.64 - 514.51 SQ.FT.

List of unit numbers with this unit plan:

### VIEWS

Amenity View  
A-316, A-416

Amenity, Pool View  
B-302

Amenity, Pool, Marina View  
B-332, B-402, B-432, B-436, B-502, B-532, B-536,  
B-539, B-602, B-632, B-636, B-639, B-702, B-732, B-736,  
B-739, B-802, B-830, B-834, B-837, B-902, B-928,  
B-932, B-935

Golf Course, park, Water View  
B-920

Golf Course, Sea Water Lagoon View  
A-206, A-208, A-306, A-308, A-406, A-408, A-506,  
A-508, A-606, A-608, A-706, A-708

Golf Course, Seawater Lagoon, Amenity, Water View  
B-922

Marina View  
C-216, C-316, C-416,  
C-516, C-615, C-714

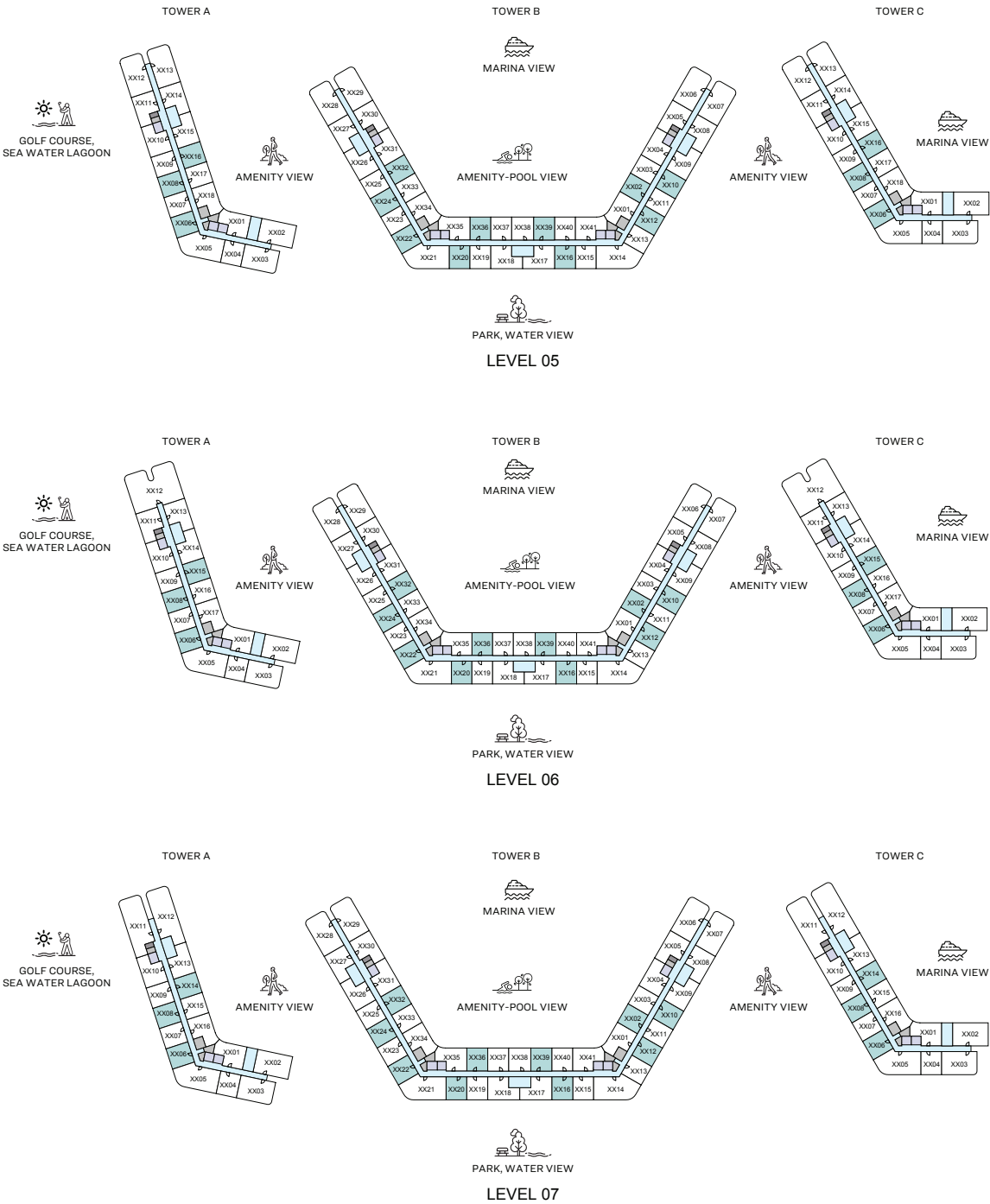
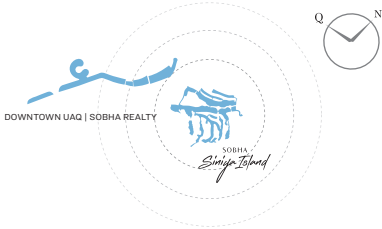
Marina, Amenity View  
A-516, A-615, A-714

Park  
B-212, B-216, B-220,  
B-222, B-224, C-206,  
C-208

Water, Amenity View  
B-908

Park, Water View  
B-310, B-312, B-316, B-320, B-322, B-324, C-306, C-308,  
B-410, B-412, B-416, B-420, B-422, B-424, C-406, C-408,  
B-510, B-512, B-516, B-520, B-522, B-524, C-506, C-508,  
B-610, B-612, B-616, B-620, B-622, B-624, C-606, C-608,  
B-710, B-712, B-716, B-720, B-722, B-724, C-706, C-708,  
B-809, B-811, B-815, B-819, B-821, B-823, B-910, B-918





1  
BEDROOM  
APARTMENT

## TYPE A VARIANT 1

(with powder room + balcony)

**TOTAL SALEABLE AREA**  
SUITE RANGE = 462.85 - 466.72 SQ.FT.  
BALCONY RANGE = 47.25 - 47.79 SQ.FT.  
TOTAL RANGE = 510.64 - 514.51 SQ.FT.

List of unit numbers with this unit plan:

### VIEWS

Amenity View  
A-316, A-416

Amenity, Pool View  
B-302

Amenity, Pool, Marina View  
B-332, B-402, B-432, B-436, B-502, B-532, B-536,  
B-539, B-602, B-632, B-636, B-639, B-702, B-732, B-736,  
B-739, B-802, B-830, B-834, B-837, B-902, B-928,  
B-932, B-935

Golf Course, park, Water View  
B-920

Golf Course, Sea Water Lagoon View  
A-206, A-208, A-306, A-308, A-406, A-408, A-506,  
A-508, A-606, A-608, A-706, A-708

Golf Course, Seawater Lagoon, Amenity, Water View  
B-922

Marina View  
C-216, C-316, C-416,  
C-516, C-615, C-714

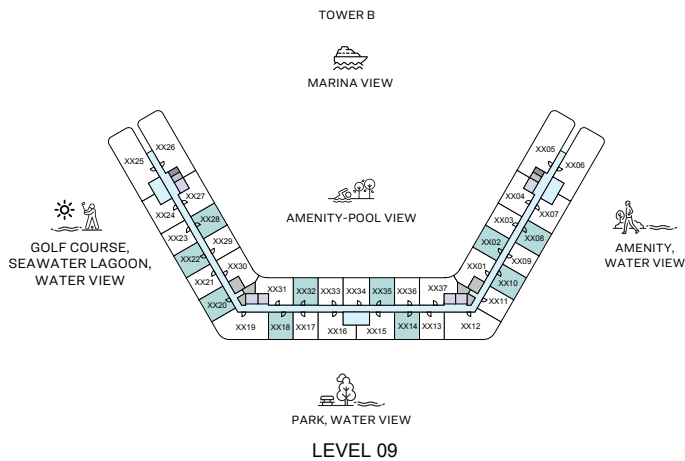
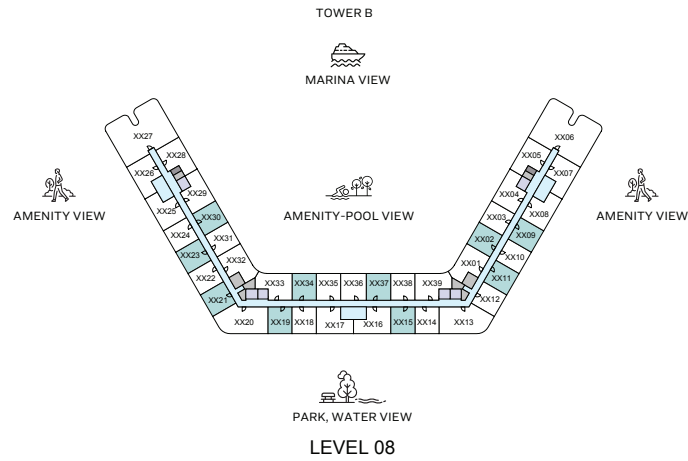
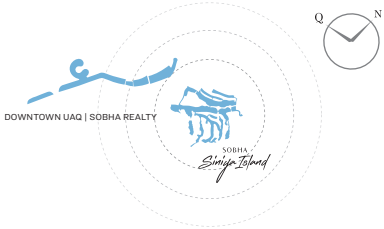
Marina, Amenity View  
A-516, A-615, A-714

Park  
B-212, B-216, B-220,  
B-222, B-224, C-206,  
C-208

Water, Amenity View  
B-908

Park, Water View  
B-310, B-312, B-316, B-320, B-322, B-324, C-306, C-308,  
B-410, B-412, B-416, B-420, B-422, B-424, C-406, C-408,  
B-510, B-512, B-516, B-520, B-522, B-524, C-506, C-508,  
B-610, B-612, B-616, B-620, B-622, B-624, C-606, C-608,  
B-710, B-712, B-716, B-720, B-722, B-724, C-706, C-708,  
B-809, B-811, B-815, B-819, B-821, B-823, B-910, B-918





1  
BEDROOM  
APARTMENT

## TYPE A VARIANT 1

(with powder room + balcony)

**TOTAL SALEABLE AREA**  
SUITE RANGE = 462.85 - 466.72 SQ.FT.  
BALCONY RANGE = 47.25 - 47.79 SQ.FT.  
TOTAL RANGE = 510.64 - 514.51 SQ.FT.

List of unit numbers with this unit plan:

### VIEWS

Amenity View  
A-316, A-416

Amenity, Pool View  
B-302

Amenity, Pool, Marina View  
B-332, B-402, B-432, B-436, B-502, B-532, B-536,  
B-539, B-602, B-632, B-636, B-639, B-702, B-732, B-736,  
B-739, B-802, B-830, B-834, B-837, B-902, B-928,  
B-932, B-935

Golf Course, park, Water View  
B-920

Golf Course, Sea Water Lagoon View  
A-206, A-208, A-306, A-308, A-406, A-506, A-508,  
A-606, A-608, A-706, A-708

Golf Course, Seawater Lagoon, Amenity, Water View  
B-922

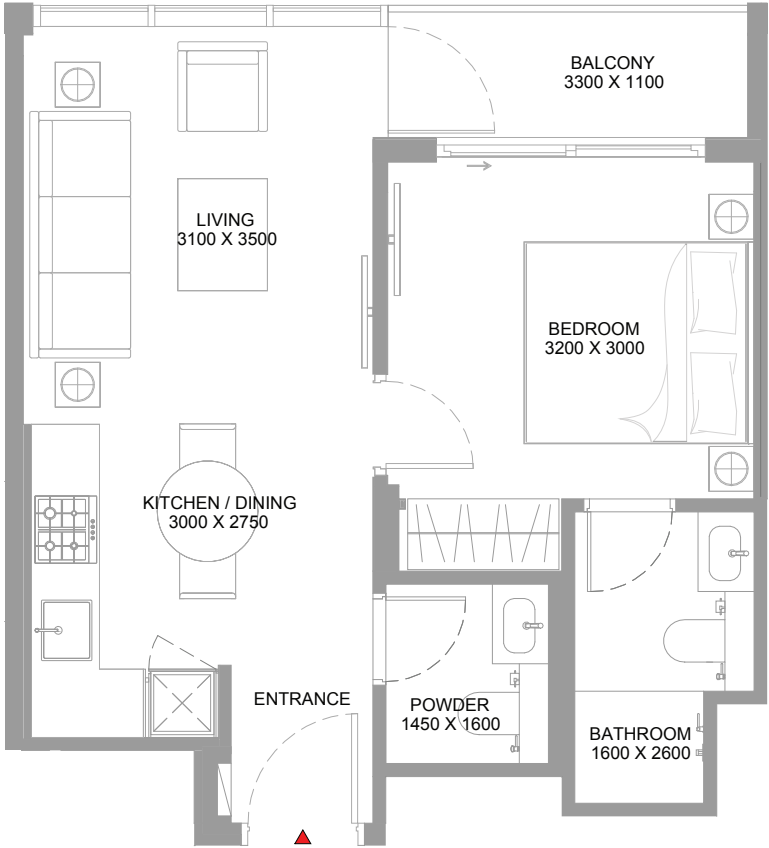
Marina View  
C-216, C-316, C-416,  
C-516, C-615, C-714

Marina, Amenity View  
A-516, A-615, A-714

Park  
B-212, B-216, B-220,  
B-222, B-224, C-206,  
C-208

Water, Amenity View  
B-908

Park, Water View  
B-310, B-312, B-316, B-320, B-322, B-324, C-306, C-308,  
B-410, B-412, B-416, B-420, B-422, B-424, C-406, C-408,  
B-510, B-512, B-516, B-520, B-522, B-524, C-506, C-508,  
B-610, B-612, B-616, B-620, B-622, B-624, C-606, C-608,  
B-710, B-712, B-716, B-720, B-722, B-724, C-706, C-708,  
B-809, B-811, B-815, B-819, B-821, B-823, B-910, B-914, B-918



1  
BEDROOM  
APARTMENT

TYPE A  
VARIANT 1  
(with powder room + balcony)

TOTAL SALEABLE AREA  
SUITE RANGE = 462.85 - 466.72 SQ.FT.  
BALCONY RANGE = 47.25 - 47.79 SQ.FT.  
TOTAL RANGE = 510.64 - 514.51 SQ.FT.

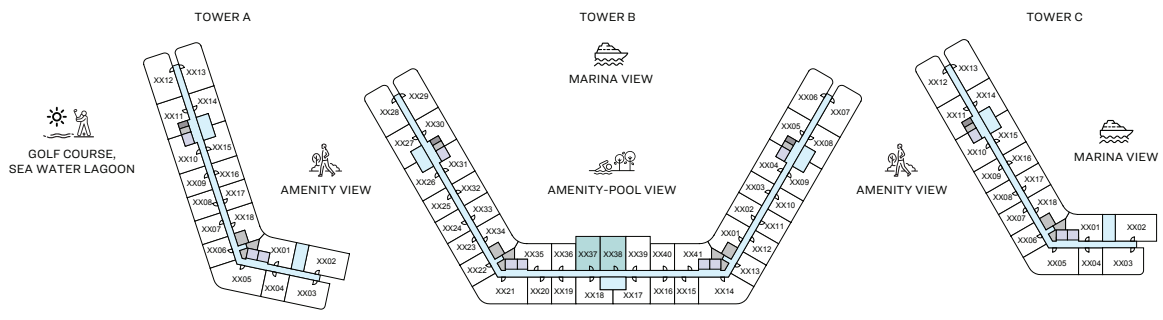
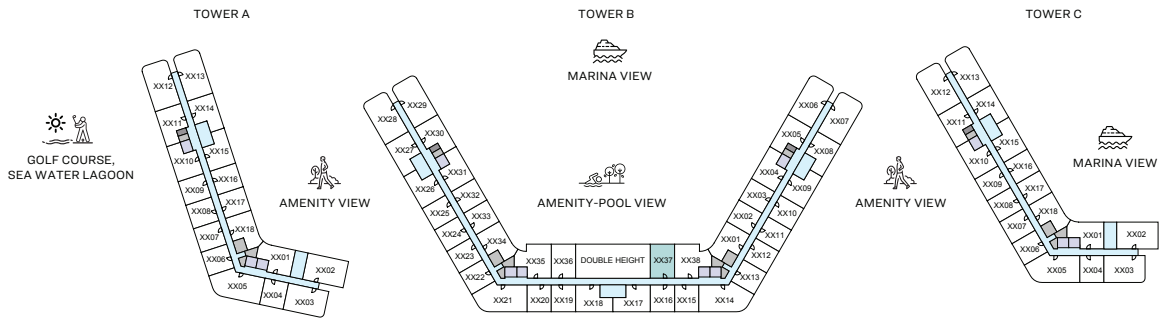
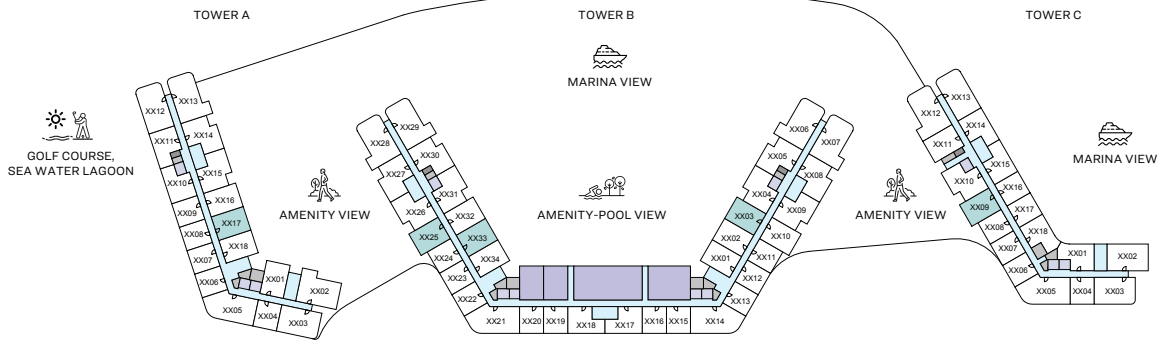
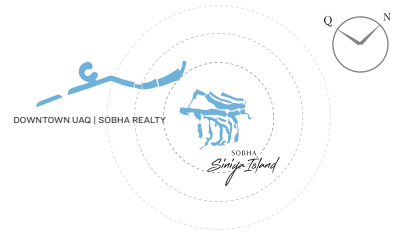
List of unit numbers with this unit plan:

VIEWS

- Amenity View  
A-316, A-416
- Amenity, Pool View  
B-302
- Amenity, Pool, Marina View  
B-332, B-402, B-432, B-436, B-502, B-532, B-536,  
B-539, B-602, B-632, B-636, B-639, B-702, B-732, B-736,  
B-739, B-802, B-830, B-834, B-837, B-902, B-928,  
B-932, B-935
- Golf Course, park, Water View  
B-920
- Golf Course, Sea Water Lagoon View  
A-206, A-208, A-306, A-308, A-406, A-408, A-506,  
A-508, A-606, A-608, A-706, A-708

- Golf Course, Seawater Lagoon, Amenity, Water View  
B-922
- Marina View  
C-216, C-316, C-416,  
C-516, C-615, C-714
- Marina, Amenity View  
A-516, A-615, A-714
- Park  
B-212, B-216, B-220,  
B-222, B-224, C-206,  
C-208
- Water, Amenity View  
B-908
- Park, Water View  
B-310, B-312, B-316, B-320, B-322, B-324, C-306, C-308,  
B-410, B-412, B-416, B-420, B-422, B-424, C-406, C-408,  
B-510, B-512, B-516, B-520, B-522, B-524, C-506, C-508,  
B-610, B-612, B-616, B-620, B-622, B-624, C-606, C-608,  
B-710, B-712, B-716, B-720, B-722, B-724, C-706, C-708,  
B-809, B-811, B-815, B-819, B-821, B-823, B-910, B-914, B-918





# 1

BEDROOM  
APARTMENT

## TYPE B

(with powder room + terrace)

### TOTAL SALEABLE AREA

SUITE RANGE = 509.13 - 513.12 SQ.FT.

TERRACE RANGE = 148.76 - 151.13 SQ.FT.

TOTAL RANGE = 658.21 - 664.24 SQ.FT.

List of unit numbers with this unit plan:

### VIEWS

Amenity View

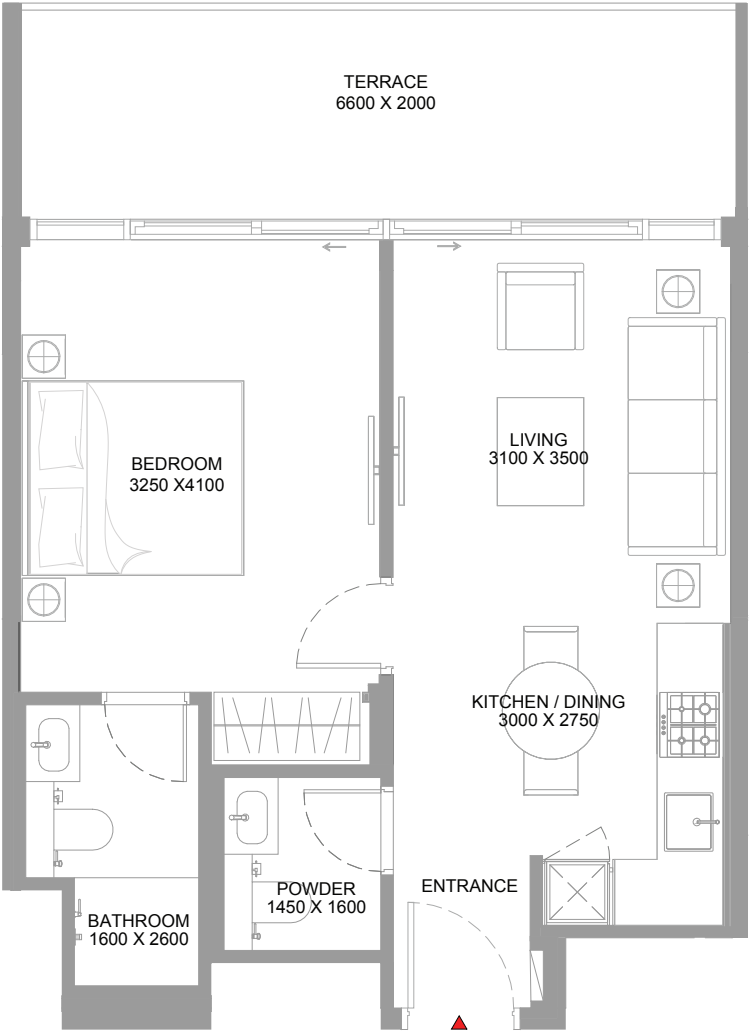
A-217, B-225, C-209

Amenity, Pool, Marina View

B-437, B-438

Amenity, Pool View

B-203, B-233, B-337



1  
BEDROOM  
APARTMENT

TYPE B  
(with powder room + terrace)

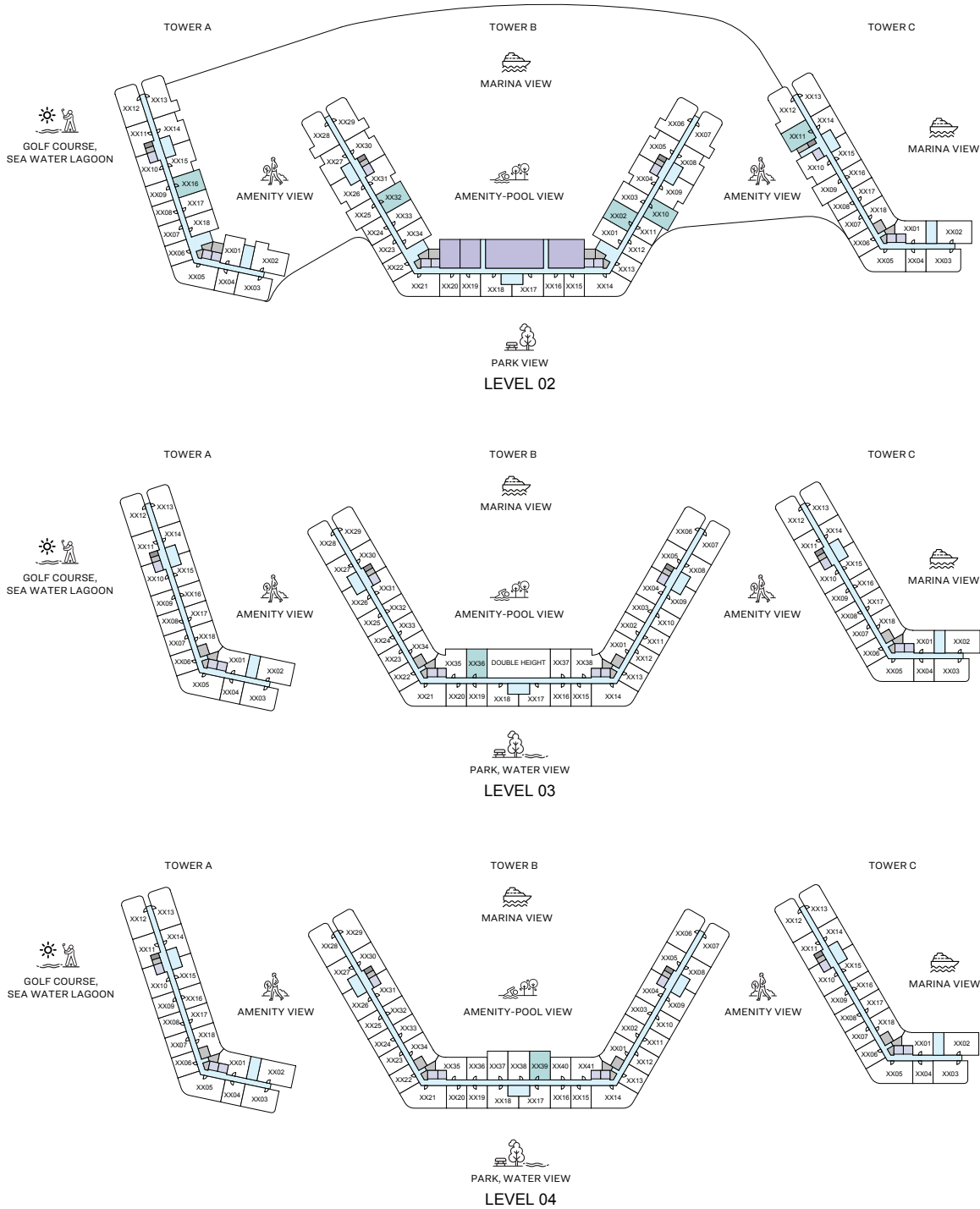
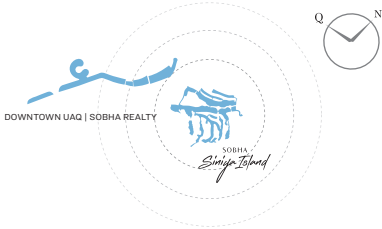
**TOTAL SALEABLE AREA**  
SUITE RANGE = 509.13 - 513.12 SQ.FT.  
TERRACE RANGE = 148.76 - 151.13 SQ.FT.  
TOTAL RANGE = 658.21 - 664.24 SQ.FT.

List of unit numbers with this unit plan:

**VIEWS**

- Amenity View  
A-217, B-225, C-209
- Amenity, Pool, Marina View  
B-437, B-438
- Amenity, Pool View  
B-203, B-233, B-337





1  
BEDROOM  
APARTMENT

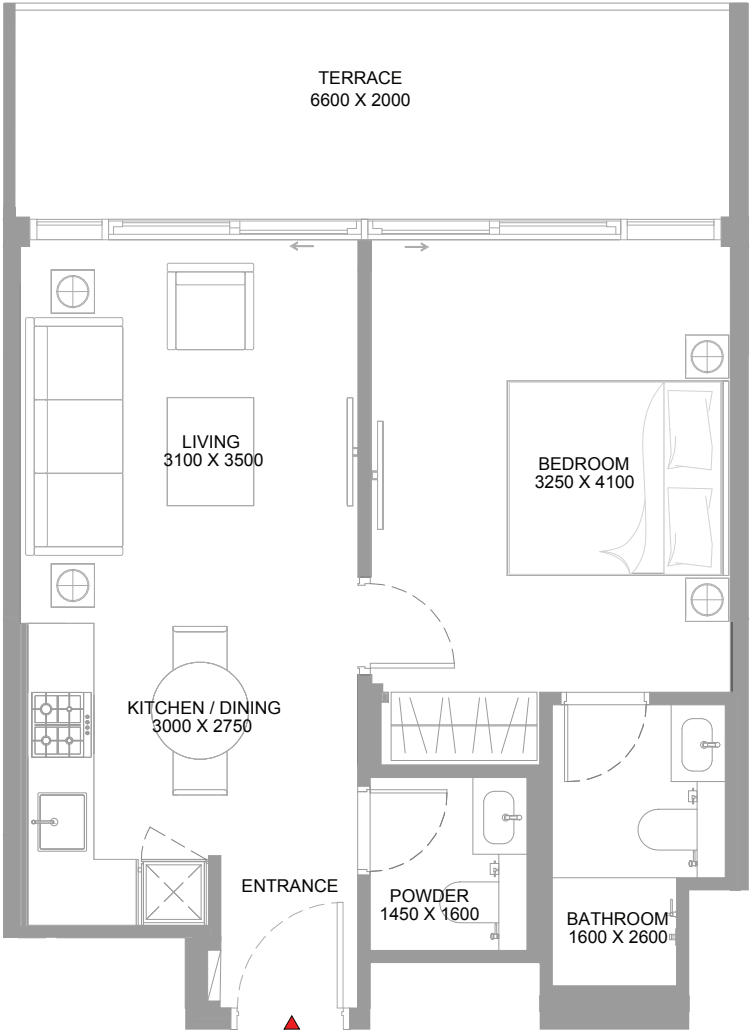
## TYPE B VARIANT 1

(with powder room + terrace)

**TOTAL SALEABLE AREA**  
SUITE RANGE = 509.56 - 511.93 SQ.FT.  
TERRACE RANGE = 147.68 - 151.13 SQ.FT.  
TOTAL RANGE = 659.40 - 661.12 SQ.FT.

List of unit numbers with this unit plan:

VIEWS	
Amenity View A-216, C-211	Amenity, Pool, Marina View B-439
Amenity, Pool View B-202 B-232 B-336	Park B-210



1  
BEDROOM  
APARTMENT

TYPE B  
VARIANT 1  
(with powder room + terrace)

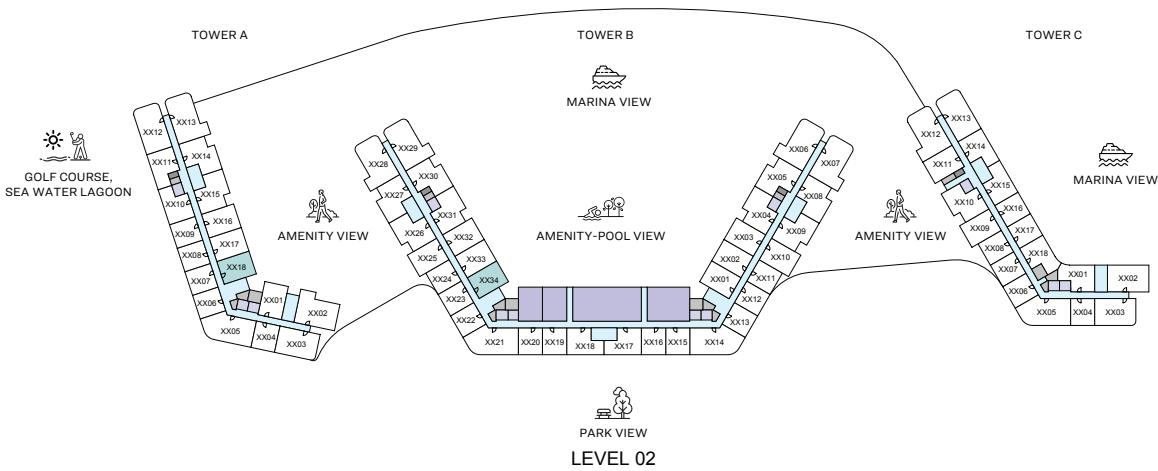
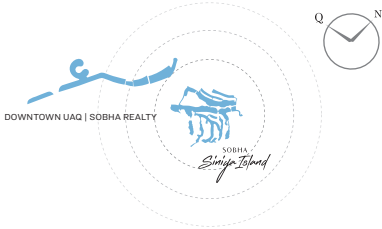
TOTAL SALEABLE AREA  
SUITE RANGE = 509.56 - 511.93 SQ.FT.  
TERRACE RANGE = 147.68 - 151.13 SQ.FT.  
TOTAL RANGE = 659.40 - 661.12 SQ.FT.

List of unit numbers with this unit plan:

VIEWS

Amenity View A-216, C-211	Amenity, Pool, Marina View B-439
Amenity, Pool View B-202 B-232 B-336	Park B-210





# 1

BEDROOM  
APARTMENT

## TYPE C

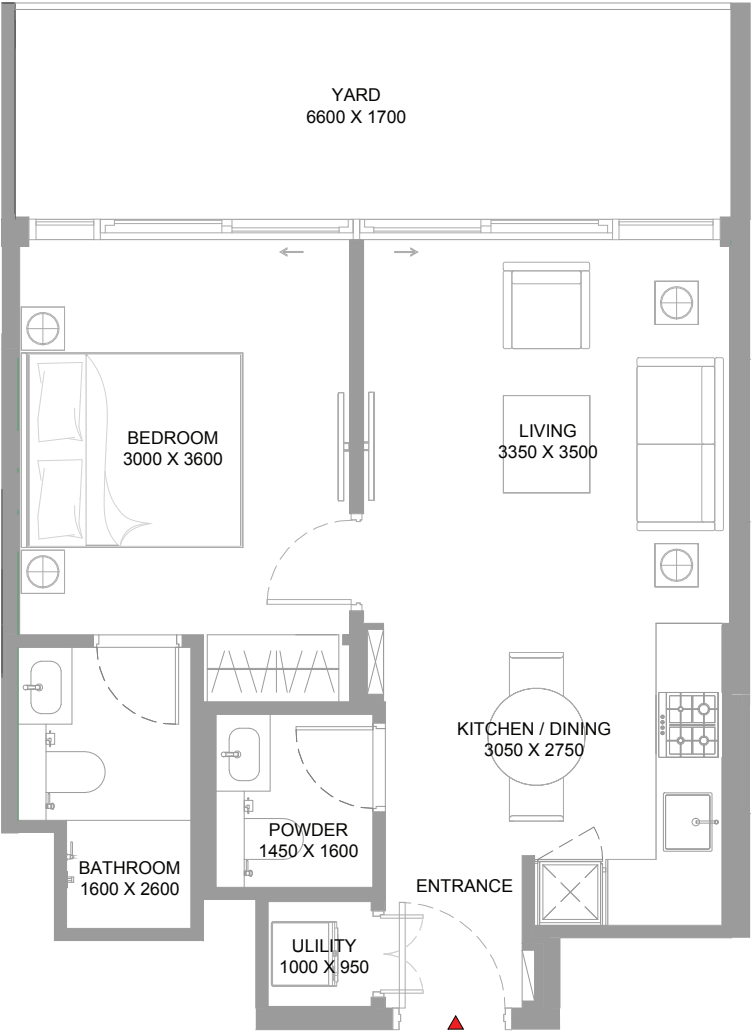
(with powder room + yard)

**TOTAL SALEABLE AREA**  
SUITE = 501.71 SQ.FT.  
YARD RANGE = 150.91 - 151.13 SQ.FT.  
TOTAL RANGE = 652.62 - 652.83 SQ.FT.

List of unit numbers with this unit plan:

### VIEWS

- Amenity  
A-218
- Amenity, Pool View  
B-234



# 1

BEDROOM  
APARTMENT

## TYPE C

(with powder room + yard)

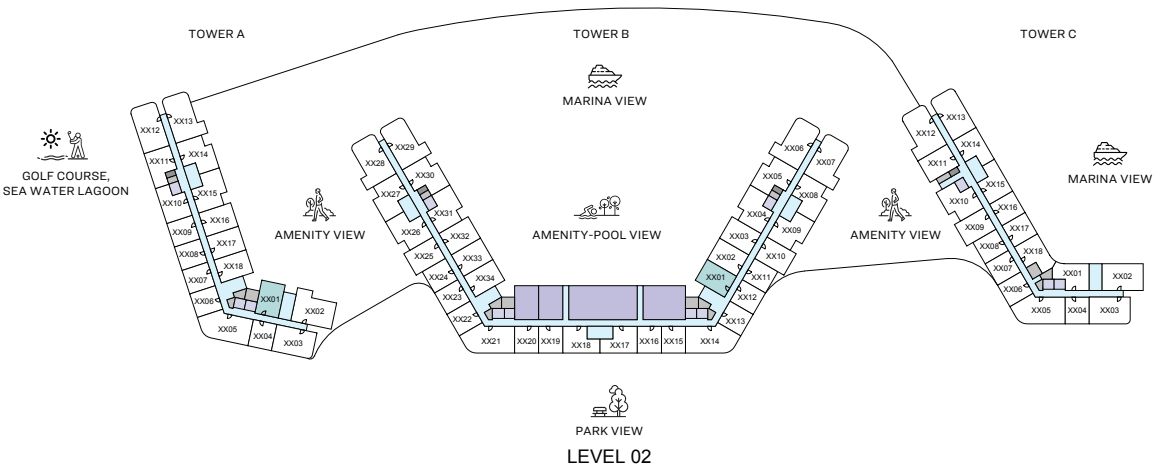
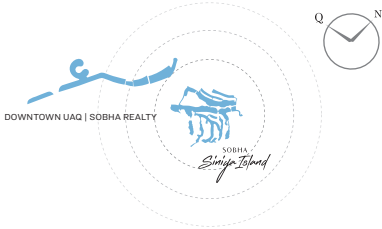
**TOTAL SALEABLE AREA**  
SUITE = 501.71 SQ.FT.  
YARD RANGE = 150.91 - 151.13 SQ.FT.  
TOTAL RANGE = 652.62 - 652.83 SQ.FT.

List of unit numbers with this unit plan:

### VIEWS

- Amenity  
A-218
- Amenity, Pool View  
B-234





1  
BEDROOM  
APARTMENT

## TYPE C VARIANT 1

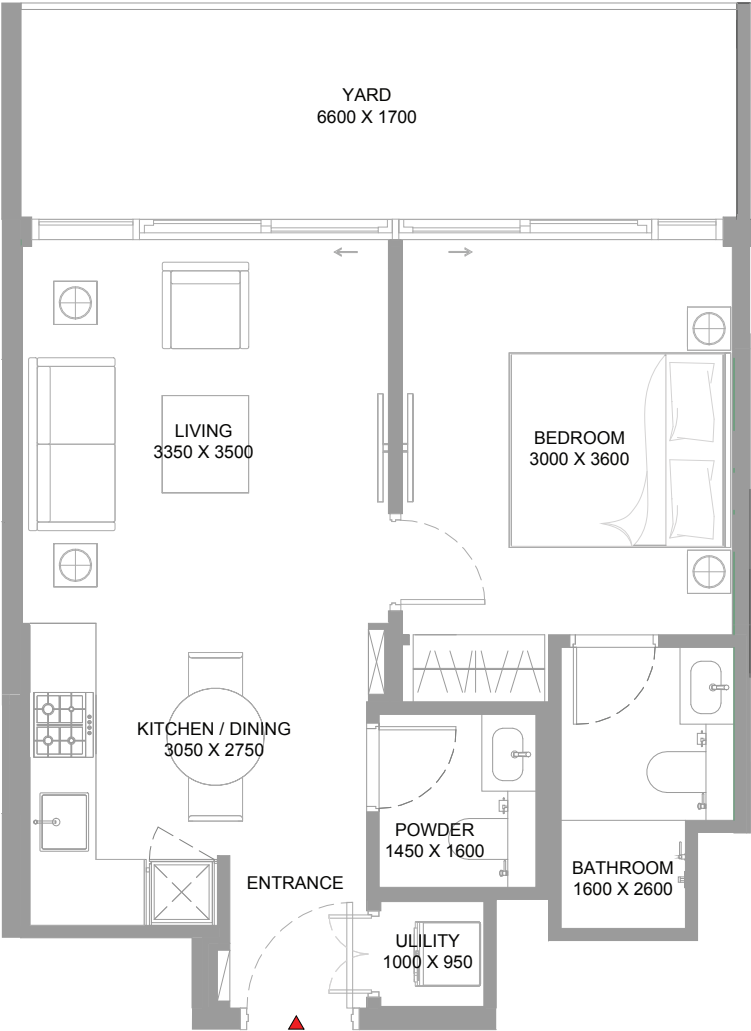
(with powder room + yard)

**TOTAL SALEABLE AREA**  
SUITE RANGE = 500.31 - 509.24 SQ.FT.  
YARD RANGE = 150.80 - 151.13 SQ.FT.  
TOTAL RANGE = 651.43 - 660.04 SQ.FT.

List of unit numbers with this unit plan:

### VIEWS

- Amenity  
A-201
- Amenity, Pool View  
B-201



1  
BEDROOM  
APARTMENT

TYPE C  
VARIANT 1  
(with powder room + yard)

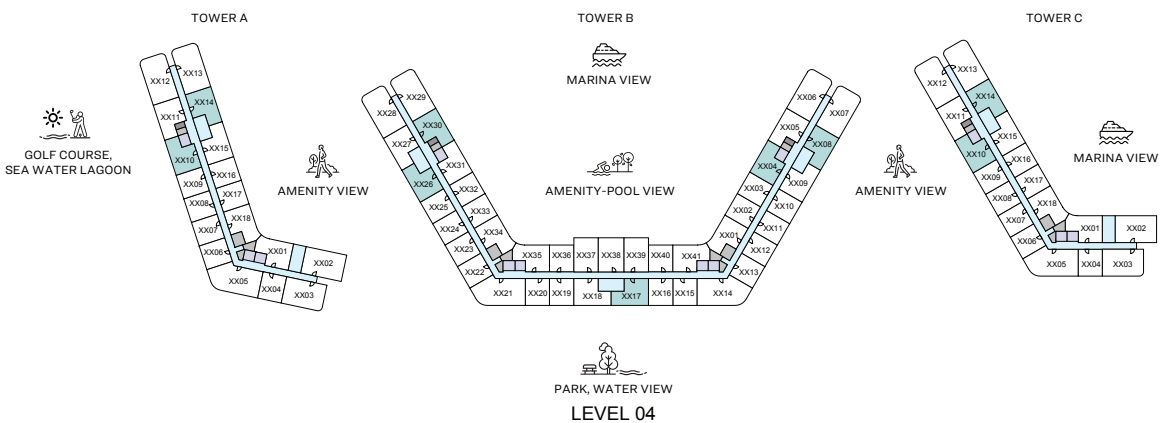
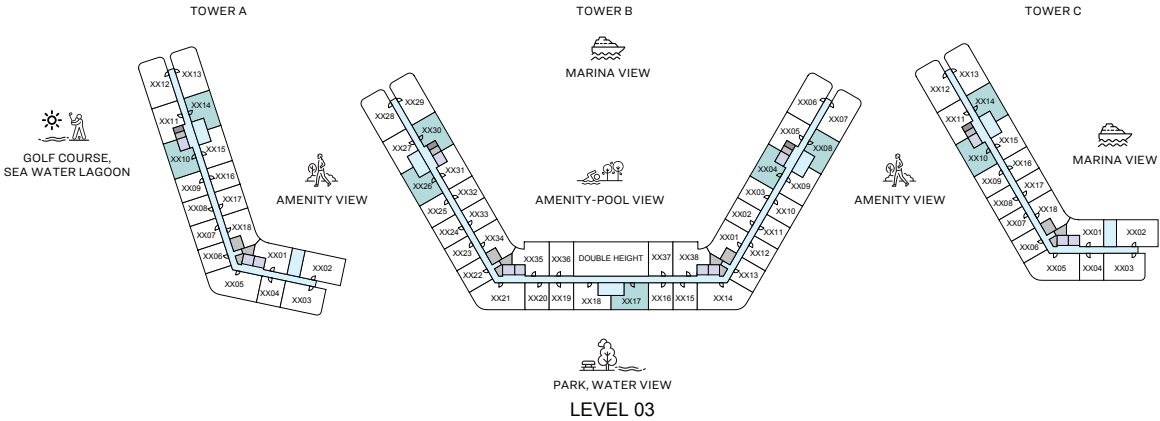
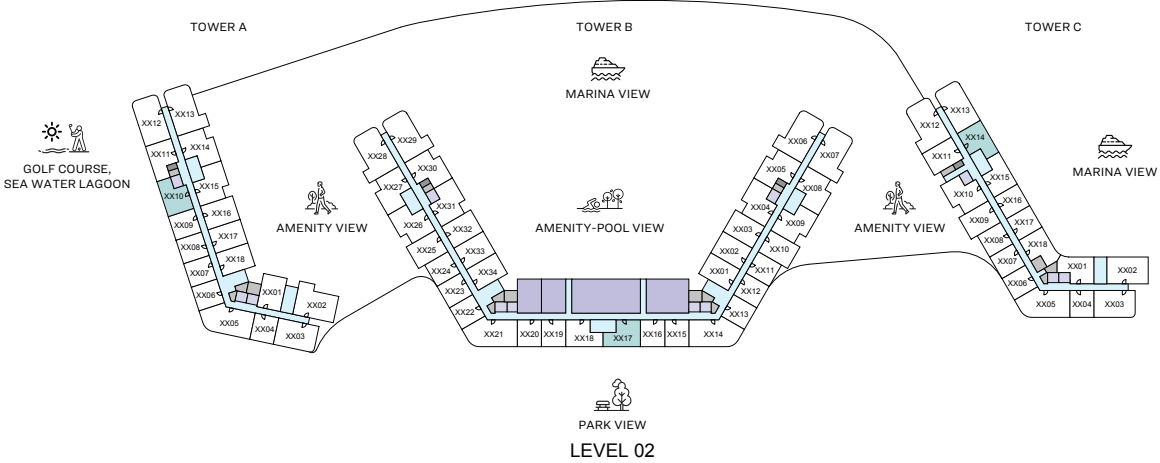
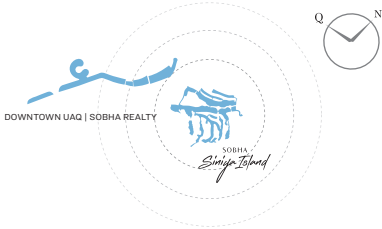
TOTAL SALEABLE AREA  
SUITE RANGE = 500.31 - 509.24 SQ.FT.  
YARD RANGE = 150.80 - 151.13 SQ.FT.  
TOTAL RANGE = 651.43 - 660.04 SQ.FT.

List of unit numbers with this unit plan:

VIEWS

- Amenity  
A-201
- Amenity, Pool View  
B-201





# 2

BEDROOM  
APARTMENT

## TYPE A

(with balcony)

**TOTAL SALEABLE AREA**  
SUITE RANGE = 605.79 - 607.52 SQ.FT.  
BALCONY RANGE = 46.93 - 47.04 SQ.FT.  
TOTAL RANGE = 652.72 - 654.45 SQ.FT.

List of unit numbers with this unit plan:

### VIEWS

Amenity, Pool View  
B-304

Amenity, Pool, Marina View  
B-330, B-404, B-430, B-504, B-530, B-604,  
B-630, B-704, B-730, B-804, B-828, B-904

Golf Course, Sea Water Lagoon View  
A-210, A-310, A-410, A-510, A-610, A-710

Golf Course, Seawater Lagoon, Amenity, Water View  
B-924

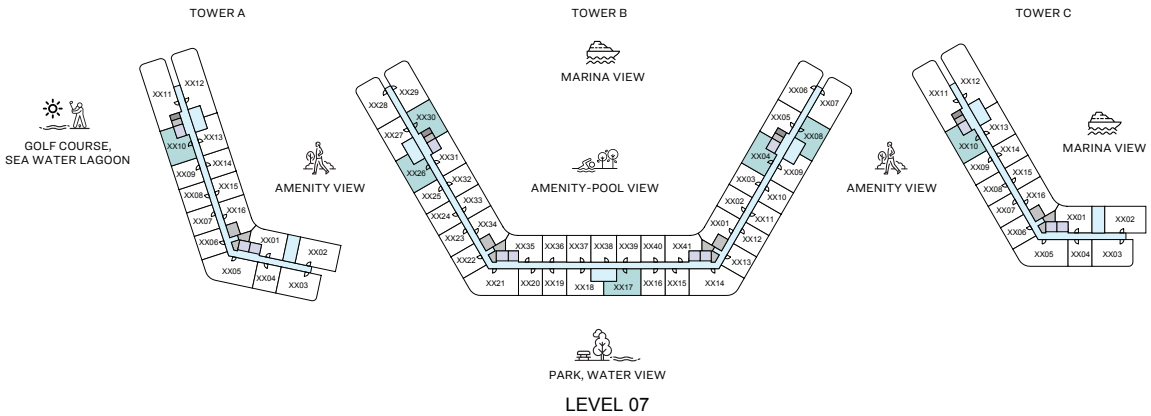
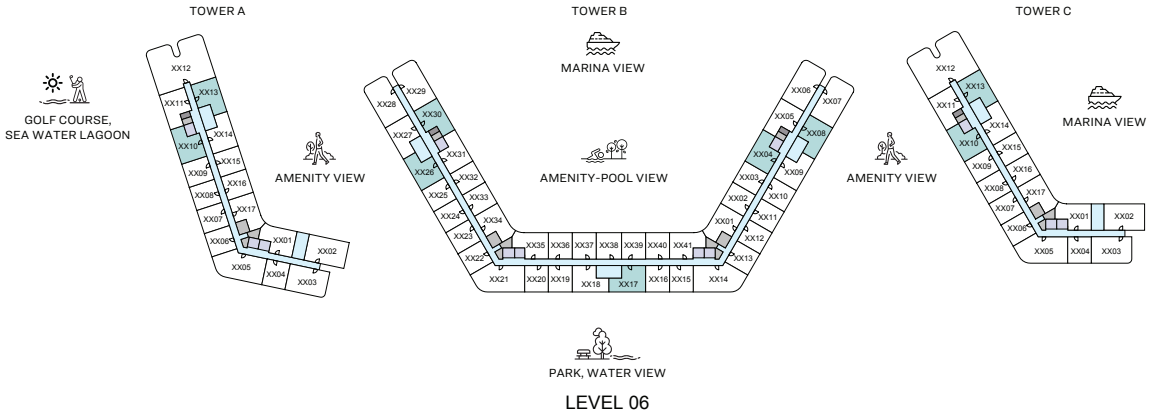
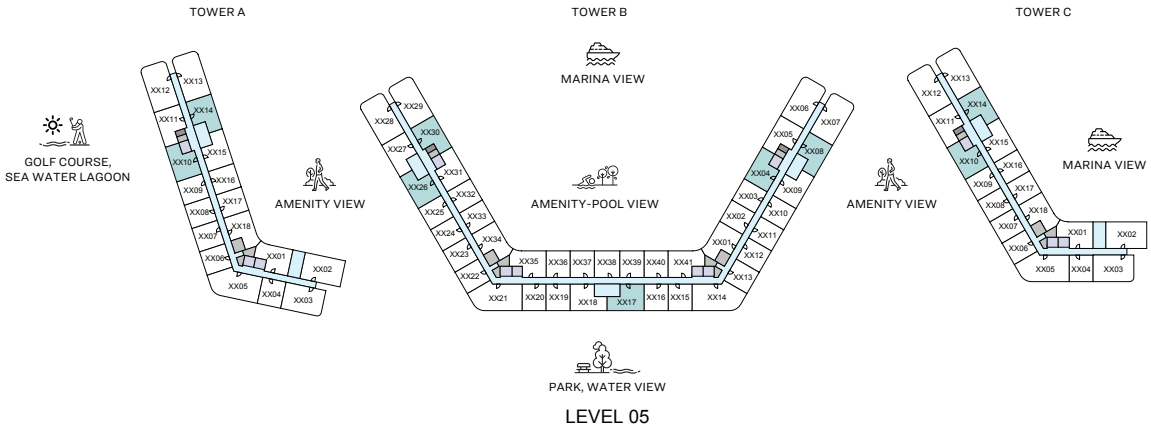
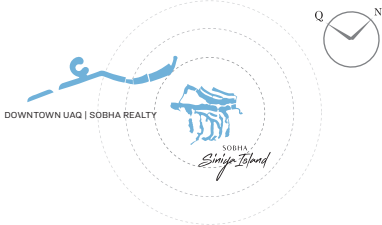
Marina View  
C-214, C-314, C-414, C-514, C-613

Marina, Amenity View  
A-314, A-414, A-514, A-613

Park  
B-217

Park, Water View  
B-317, B-417, B-517, B-617, B-717, B-816, B-915

Water, Amenity View  
B-308, B-326, C-310, B-408, B-426, C-410, B-508, B-526, C-510, B-608, B-626, C-610, B-708, B-726, C-710, B-807, B-825



# 2

BEDROOM  
APARTMENT

## TYPE A

(with balcony)

**TOTAL SALEABLE AREA**  
SUITE RANGE = 605.79 - 607.52 SQ.FT.  
BALCONY RANGE = 46.93 - 47.04 SQ.FT.  
TOTAL RANGE = 652.72 - 654.45 SQ.FT.

List of unit numbers with this unit plan:

### VIEWS

Amenity, Pool View  
B-304

Amenity, Pool, Marina View  
B-330, B-404, B-430, B-504, B-530, B-604,  
B-630, B-704, B-730, B-804, B-828, B-904

Golf Course, Sea Water Lagoon View  
A-210, A-310, A-410, A-510, A-610, A-710

Golf Course, Seawater Lagoon, Amenity, Water View  
B-924

Marina View  
C-214, C-314, C-414, C-514, C-613

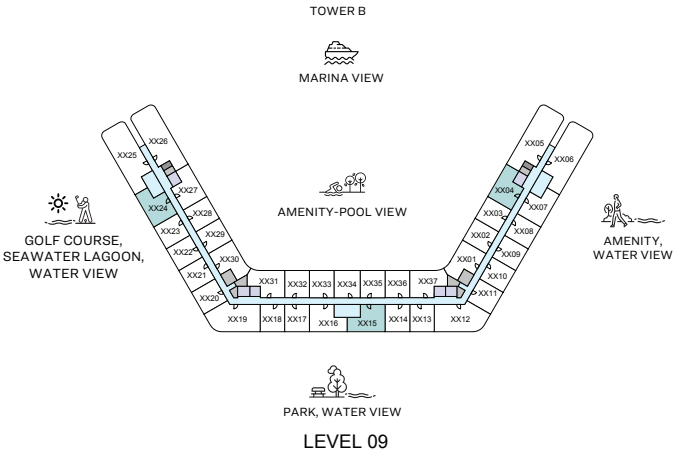
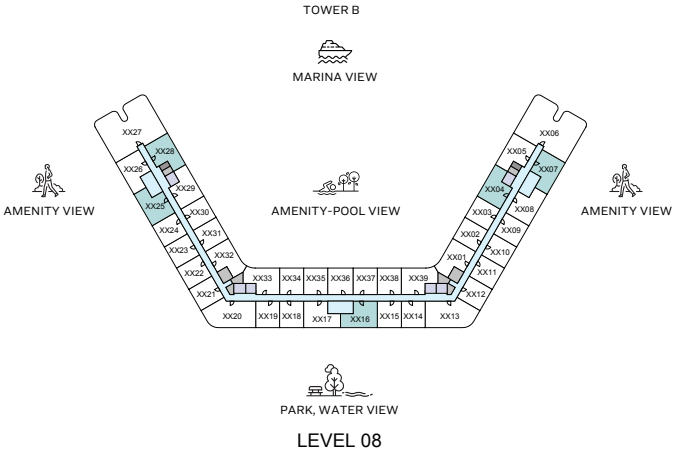
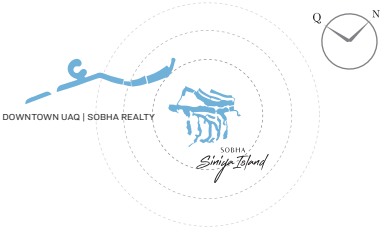
Marina, Amenity View  
A-314, A-414, A-514, A-613

Park  
B-217

Park, Water View  
B-317, B-417, B-517, B-617,  
B-717, B-816, B-915

Water, Amenity View  
B-308, B-326, C-310, B-408, B-426, C-410, B-508,  
B-526, C-510, B-608, B-626, C-610, B-708, B-726,  
C-710, B-807, B-825





# 2

BEDROOM  
APARTMENT

## TYPE A

(with balcony)

**TOTAL SALEABLE AREA**  
SUITE RANGE = 605.79 - 607.52 SQ.FT.  
BALCONY RANGE = 46.93 - 47.04 SQ.FT.  
TOTAL RANGE = 652.72 - 654.45 SQ.FT.

List of unit numbers with this unit plan:

### VIEWS

Amenity, Pool View  
B-304

Amenity, Pool, Marina View  
B-330, B-404, B-430, B-504, B-530, B-604,  
B-630, B-704, B-730, B-804, B-828, B-904

Golf Course, Sea Water Lagoon View  
A-210, A-310, A-410, A-510, A-610, A-710

Golf Course, Seawater Lagoon, Amenity, Water View  
B-924

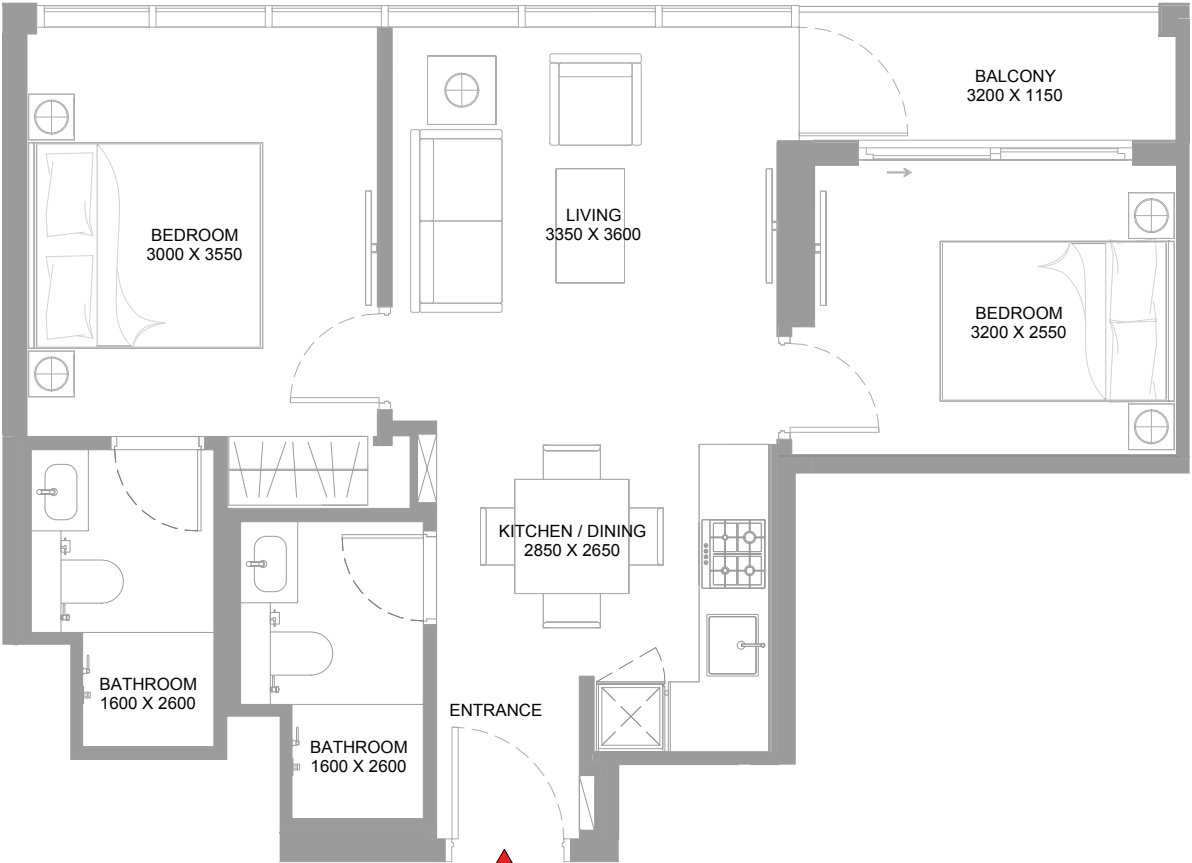
Marina View  
C-214, C-314, C-414,  
C-514, C-613

Marina, Amenity View  
A-314, A-414, A-514, A-613

Park  
B-217

Park, Water View  
B-317, B-417, B-517, B-617,  
B-717, B-816, B-915

Water, Amenity View  
B-308, B-326, C-310, B-408, B-426, C-410, B-508,  
B-526, C-510, B-608, B-626, C-610, B-708, B-726,  
C-710, B-807, B-825



2  
BEDROOM  
APARTMENT

TYPE A  
(with balcony)

TOTAL SALEABLE AREA  
SUITE RANGE = 605.79 - 607.52 SQ.FT.  
BALCONY RANGE = 46.93 - 47.04 SQ.FT.  
TOTAL RANGE = 652.72 - 654.45 SQ.FT.

List of unit numbers with this unit plan:

VEWS

Amenity, Pool View  
B-304

Amenity, Pool, Marina View  
B-330, B-404, B-430, B-504, B-530, B-604,  
B-630, B-704, B-730, B-804, B-828, B-904

Golf Course, Sea Water Lagoon View  
A-210, A-310, A-410, A-510, A-610, A-710

Golf Course, Seawater Lagoon, Amenity, Water View  
B-924

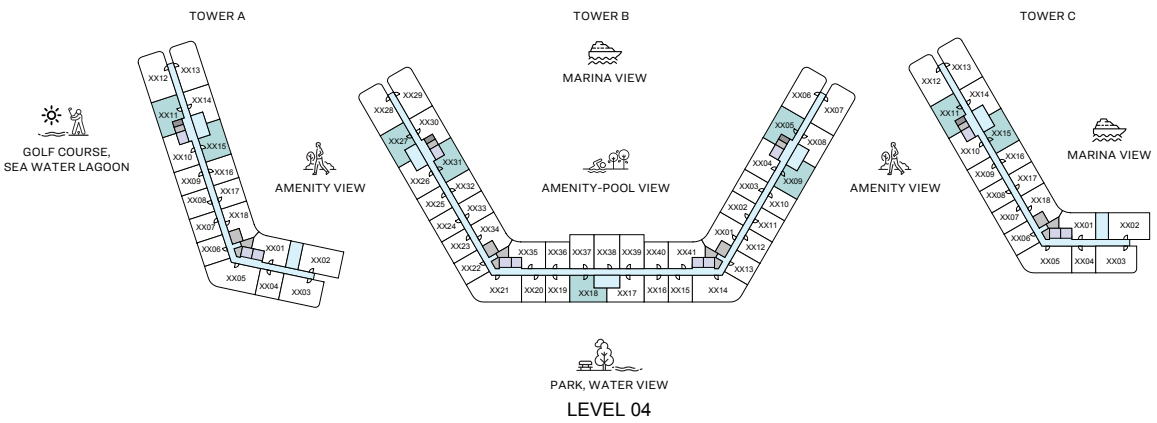
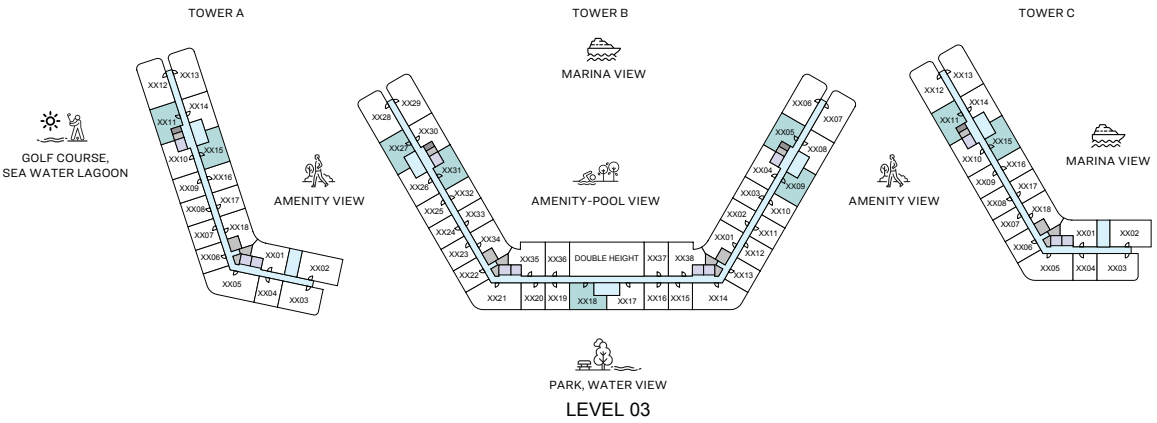
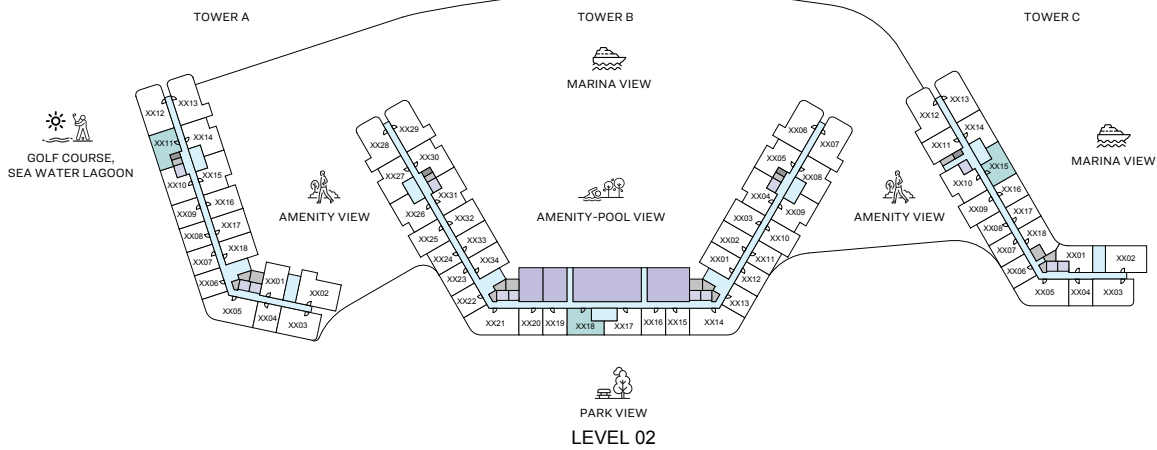
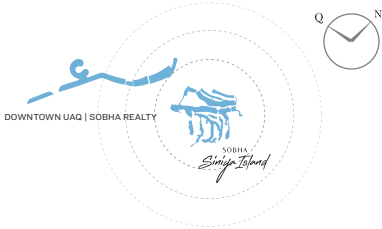
Marina View  
C-214, C-314, C-414,  
C-514, C-613

Park  
B-217

Water, Amenity View  
B-308, B-326, C-310, B-408, B-426, C-410, B-508,  
B-526, C-510, B-608, B-626, C-610, B-708, B-726,  
C-710, B-807, B-825

Marina, Amenity View  
A-314, A-414, A-514, A-613

Park, Water View  
B-317, B-417, B-517, B-617,  
B-717, B-816, B-915



2  
BEDROOM  
APARTMENT

## TYPE A VARIANT 1 (with balcony)

**TOTAL SALEABLE AREA**  
SUITE RANGE = 605.79 - 607.08 SQ.FT.  
BALCONY RANGE = 46.93 - 47.04 SQ.FT.  
TOTAL RANGE = 652.72 - 654.02 SQ.FT.

List of unit numbers with this unit plan:

### VIEWS

Amenity, Pool View  
B-305

Amenity, Pool, Marina View  
B-331, B-405, B-431, B-505, B-531, B-605,  
B-631, B-705, B-731, B-805, B-829, B-927

Golf Course, Sea Water Lagoon View  
A-211, A-311, A-411, A-511, A-611

Marina View  
C-215, C-315, C-415,  
C-515, C-614, C-713

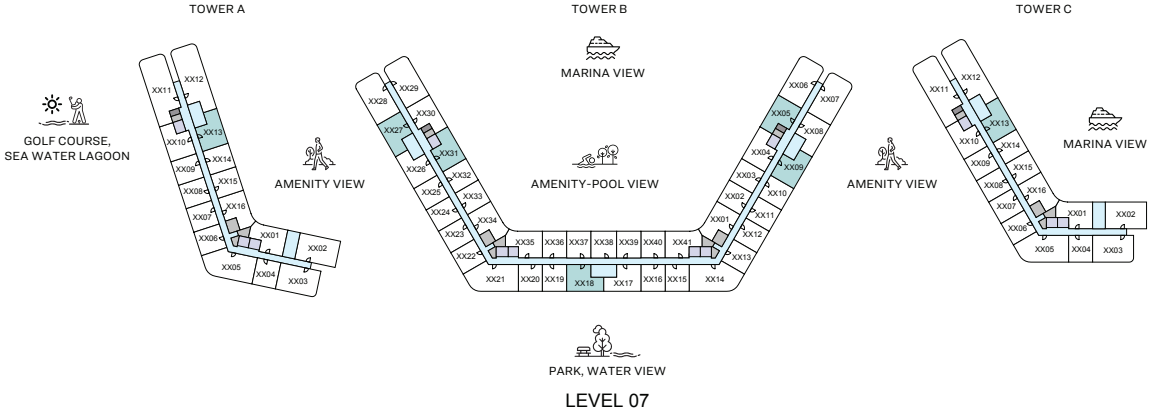
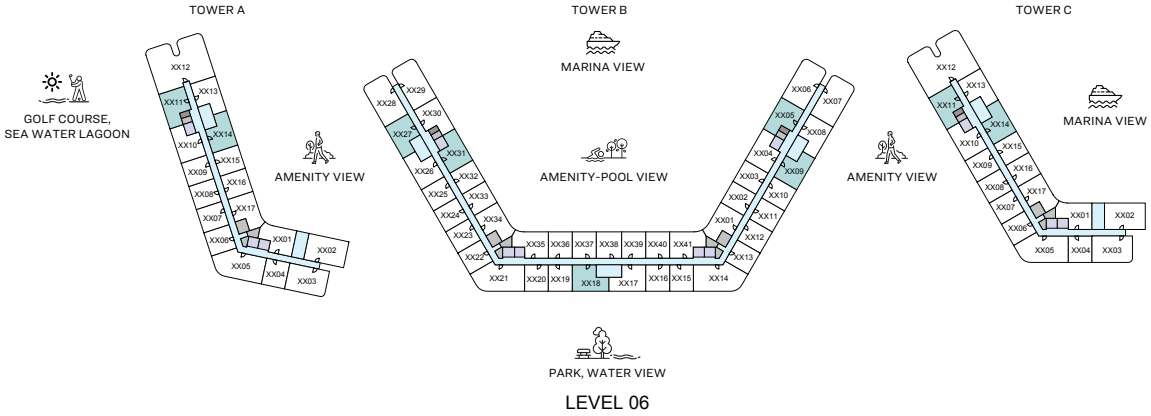
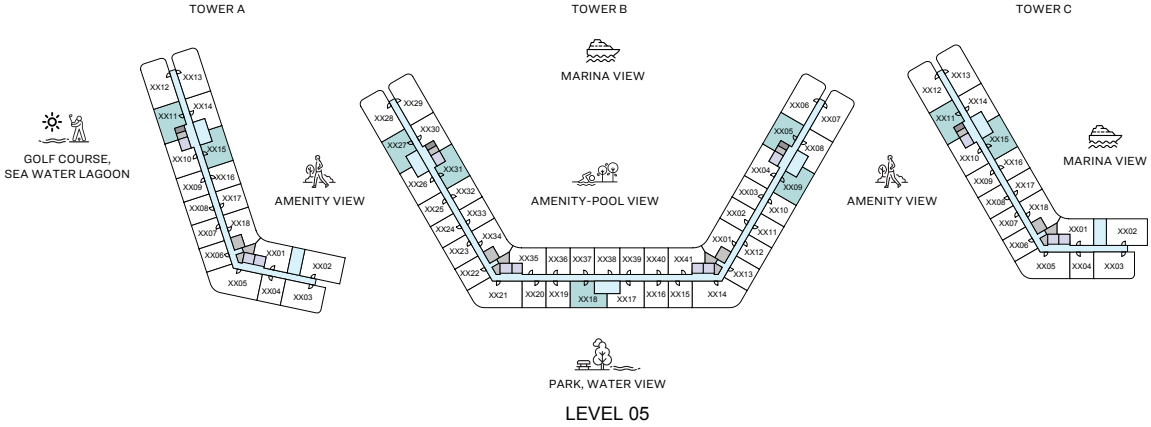
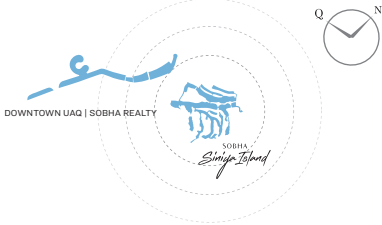
Park  
B-218

Water, Amenity View  
B-309, B-327, C-311, B-409, B-427, C-411, B-509, B-527,  
C-511, B-609, B-627, C-611, B-709, B-727, B-808, B-826,  
B-907

Marina, Amenity View  
A-315, A-415, A-515,  
A-614, A-713

Park, Water View  
B-318, B-418, B-518, B-618,  
B-718, B-817, B-916





2  
BEDROOM  
APARTMENT

TYPE A  
VARIANT 1  
(with balcony)

TOTAL SALEABLE AREA  
SUITE RANGE = 605.79 - 607.08 SQ.FT.  
BALCONY RANGE = 46.93 - 47.04 SQ.FT.  
TOTAL RANGE = 652.72 - 654.02 SQ.FT.

List of unit numbers with this unit plan:

VIEWS

Amenity, Pool View  
B-305

Amenity, Pool, Marina View  
B-331, B-405, B-431, B-505, B-531, B-605,  
B-631, B-705, B-731, B-805, B-829, B-927

Golf Course, Sea Water Lagoon View  
A-211, A-311, A-411, A-511, A-611

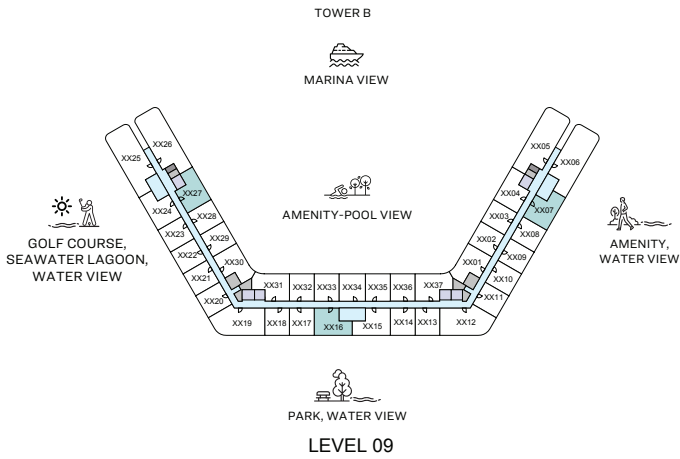
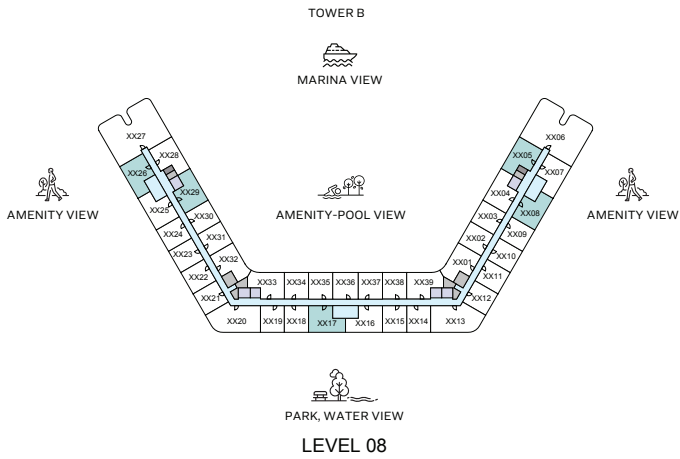
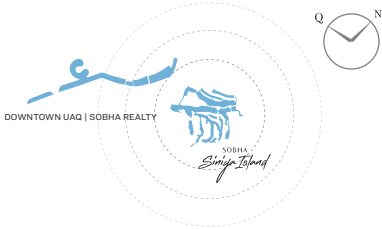
Marina View  
C-215, C-315, C-415,  
C-515, C-614, C-713

Park  
B-218

Water, Amenity View  
B-309, B-327, C-311, B-409, B-427, C-411, B-509, B-527,  
C-511, B-609, B-627, C-611, B-709, B-727, B-808, B-826,  
B-907

Marina, Amenity View  
A-315, A-415, A-515,  
A-614, A-713

Park, Water View  
B-318, B-418, B-518, B-618,  
B-718, B-817, B-916



2  
BEDROOM  
APARTMENT

## TYPE A VARIANT 1 (with balcony)

**TOTAL SALEABLE AREA**  
SUITE RANGE = 605.79 - 607.08 SQ.FT.  
BALCONY RANGE = 46.93 - 47.04 SQ.FT.  
TOTAL RANGE = 652.72 - 654.02 SQ.FT.

List of unit numbers with this unit plan:

### VIEWS

Amenity, Pool View  
B-305

Amenity, Pool, Marina View  
B-331, B-405, B-431, B-505, B-531, B-605,  
B-631, B-705, B-731, B-805, B-829, B-927

Golf Course, Sea Water Lagoon View  
A-211, A-311, A-411, A-511, A-611

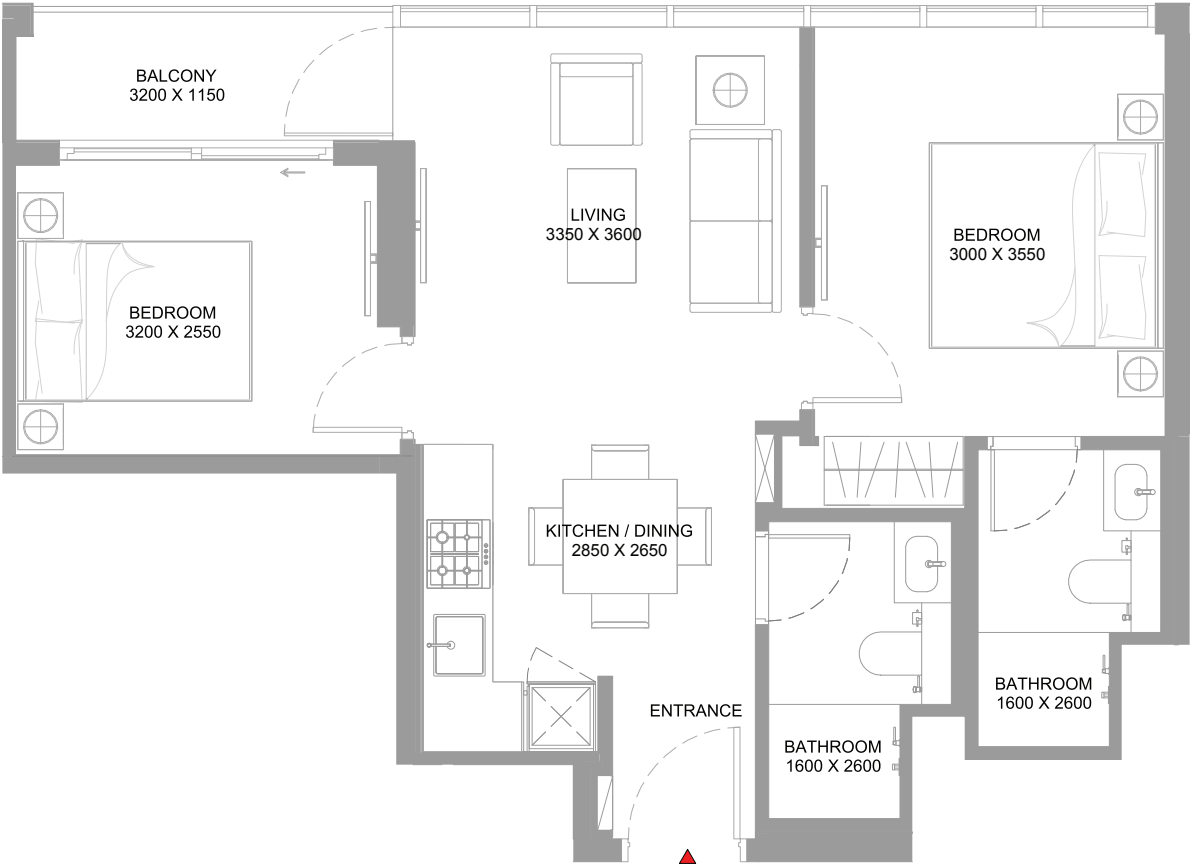
Marina View  
C-215, C-315, C-415,  
C-515, C-614, C-713

Park  
B-218

Water, Amenity View  
B-309, B-327, C-311, B-409, B-427, C-411, B-509, B-527,  
C-511, B-609, B-627, C-611, B-709, B-727, B-808, B-826,  
B-907

Marina, Amenity View  
A-315, A-415, A-515,  
A-614, A-713

Park, Water View  
B-318, B-418, B-518, B-618,  
B-718, B-817, B-916



2  
BEDROOM  
APARTMENT

TYPE A  
VARIANT 1  
(with balcony)

TOTAL SALEABLE AREA  
SUITE RANGE = 605.79 - 607.08 SQ.FT.  
BALCONY RANGE = 46.93 - 47.04 SQ.FT.  
TOTAL RANGE = 652.72 - 654.02 SQ.FT.

List of unit numbers with this unit plan:

VEIEWS

Amenity, Pool View  
B-305

Amenity, Pool, Marina View  
B-331, B-405, B-431, B-505, B-531, B-605,  
B-631, B-705, B-731, B-805, B-829, B-927

Golf Course, Sea Water Lagoon View  
A-211, A-311, A-411, A-511, A-611

Marina View  
C-215, C-315, C-415,  
C-515, C-614, C-713

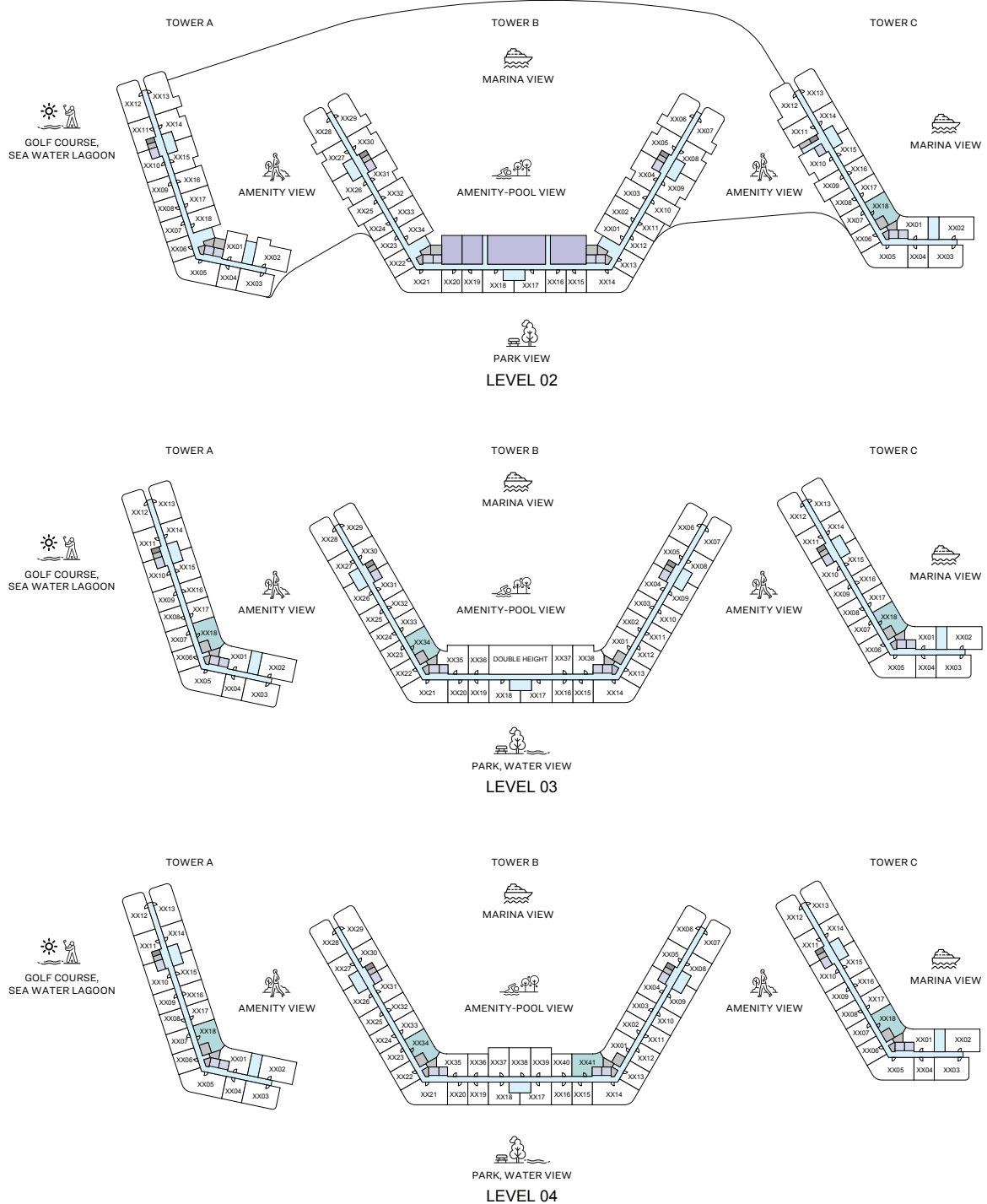
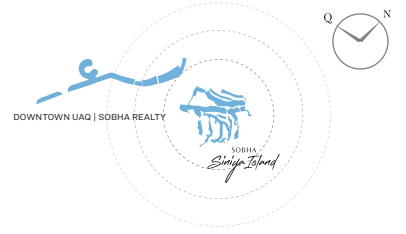
Park  
B-218

Water, Amenity View  
B-309, B-327, C-311, B-409, B-427, C-411, B-509, B-527,  
C-511, B-609, B-627, C-611, B-709, B-727, B-808, B-826,  
B-907

Marina, Amenity View  
A-315, A-415, A-515,  
A-614, A-713

Park, Water View  
B-318, B-418, B-518, B-618,  
B-718, B-817, B-916





2  
BEDROOM  
APARTMENT

## TYPE B

(with balcony)

**TOTAL SALEABLE AREA**  
SUITE RANGE = 619.89 - 624.74 SQ.FT.  
BALCONY RANGE = 51.34 - 52.20 SQ.FT.  
TOTAL RANGE = 671.99 - 676.08 SQ.FT.

List of unit numbers with this unit plan:

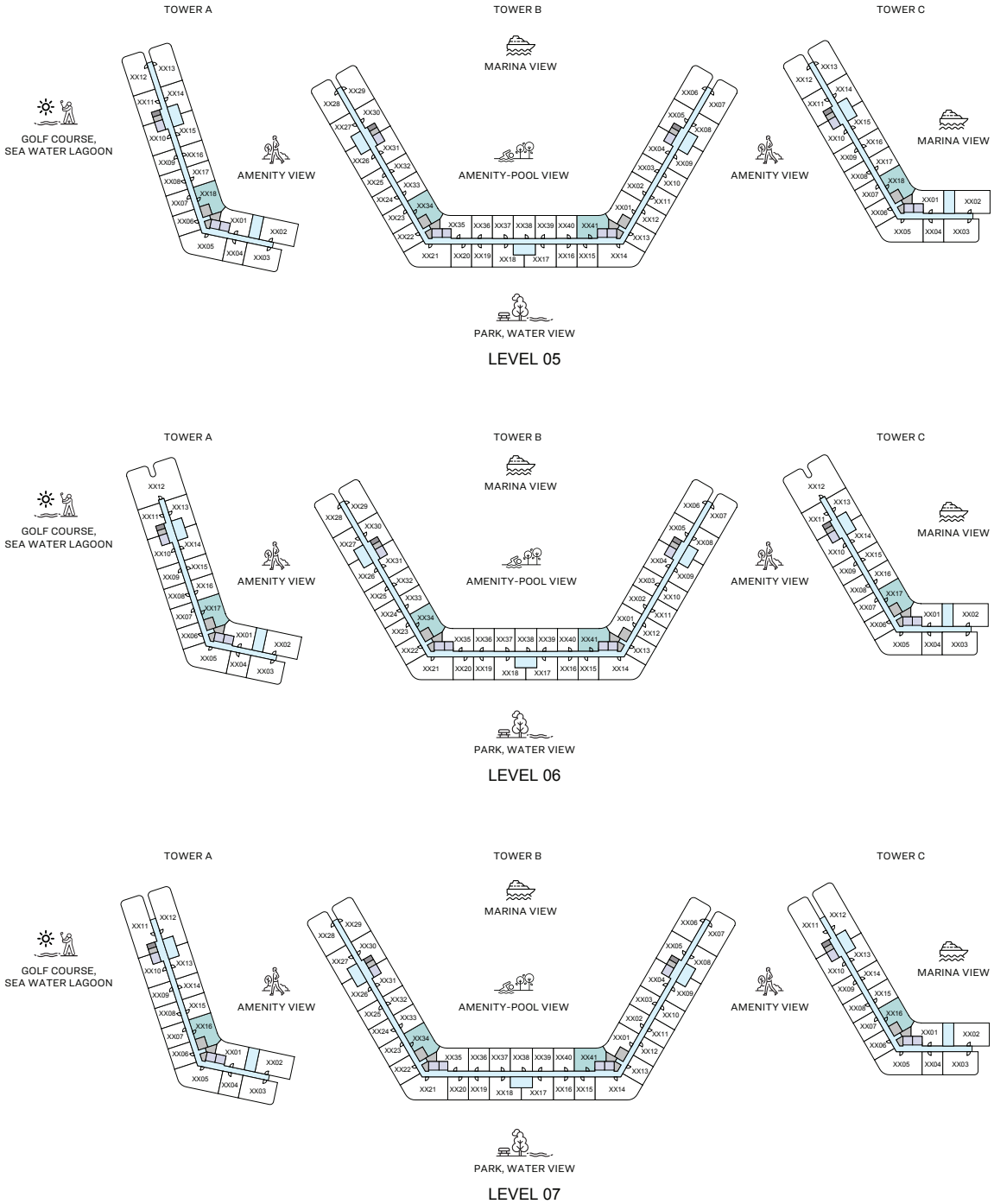
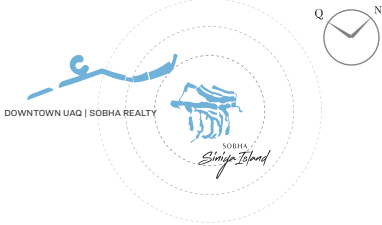
### VIEWS

Amenity View  
A-318, A-418

Amenity, Pool, Marina View  
B-334, B-434, B-441, B-534, B-541,  
B-634, B-641, B-734, B-741, B-832,  
B-839, B-930, B-937

Marina View  
C-218, C-318, C-418, C-518, C-617, C-716

Marina, Amenity View  
A-518, A-617, A-716



# 2

BEDROOM  
APARTMENT

## TYPE B

(with balcony)

**TOTAL SALEABLE AREA**  
SUITE RANGE = 619.89 - 624.74 SQ.FT.  
BALCONY RANGE = 51.34 - 52.20 SQ.FT.  
TOTAL RANGE = 671.99 - 676.08 SQ.FT.

List of unit numbers with this unit plan:

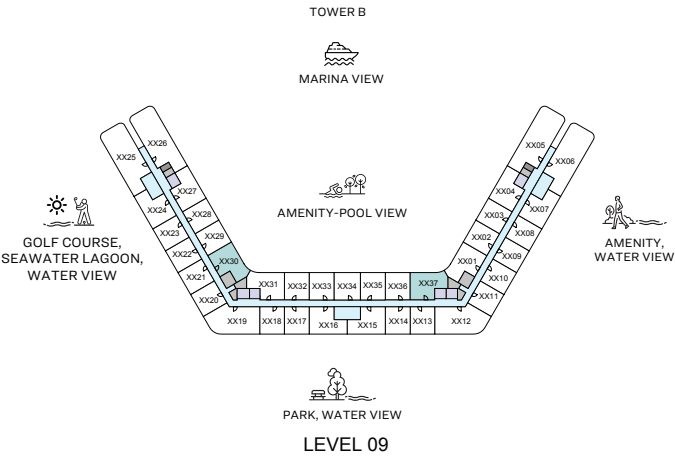
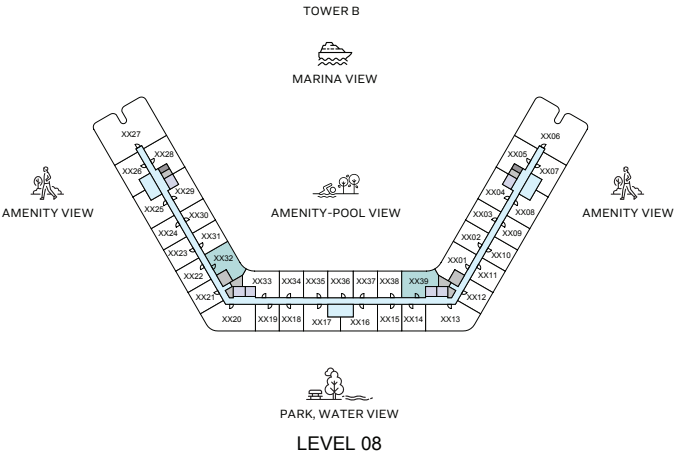
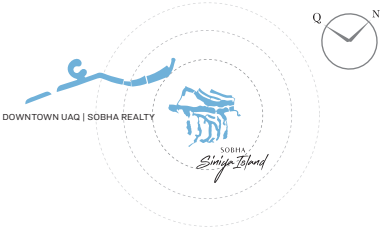
### VIEWS

Amenity View  
A-318, A-418

Amenity, Pool, Marina View  
B-334, B-434, B-441, B-534, B-541,  
B-634, B-641, B-734, B-741, B-832,  
B-839, B-930, B-937

Marina View  
C-218, C-318, C-418, C-518, C-617, C-716

Marina, Amenity View  
A-518, A-617, A-716



2  
BEDROOM  
APARTMENT

TYPE B  
(with balcony)

TOTAL SALEABLE AREA  
SUITE RANGE = 619.89 - 624.74 SQ.FT.  
BALCONY RANGE = 51.34 - 52.20 SQ.FT.  
TOTAL RANGE = 671.99 - 676.08 SQ.FT.

List of unit numbers with this unit plan:

VEIEWS

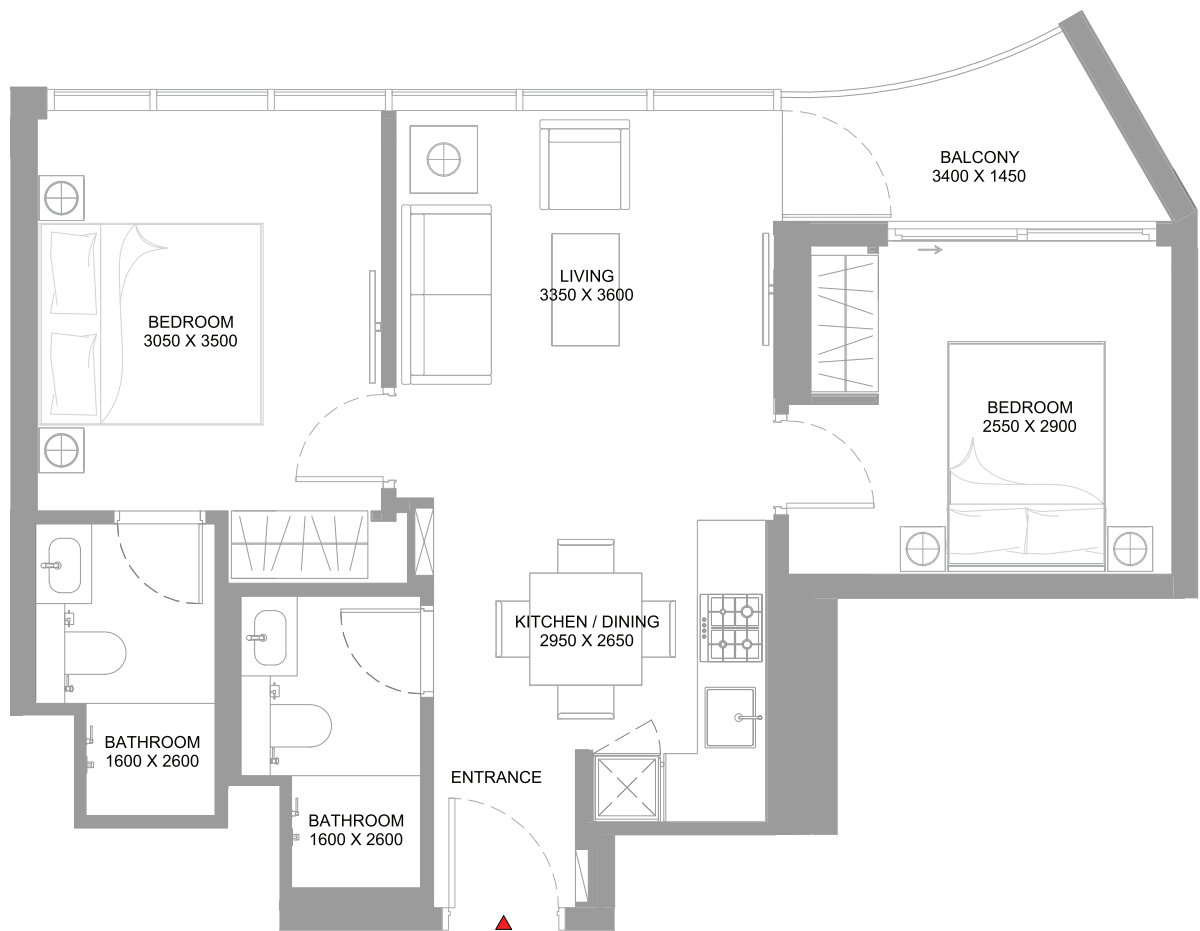
Amenity View  
A-318, A-418

Amenity, Pool, Marina View  
B-334, B-434, B-441, B-534, B-541,  
B-634, B-641, B-734, B-741, B-832,  
B-839, B-930, B-937

Marina View  
C-218, C-318, C-418, C-518, C-617, C-716

Marina, Amenity View  
A-518, A-617, A-716





2  
BEDROOM  
APARTMENT

TYPE B  
(with balcony)

TOTAL SALEABLE AREA  
SUITE RANGE = 619.89 - 624.74 SQ.FT.  
BALCONY RANGE = 51.34 - 52.20 SQ.FT.  
TOTAL RANGE = 671.99 - 676.08 SQ.FT.

List of unit numbers with this unit plan:

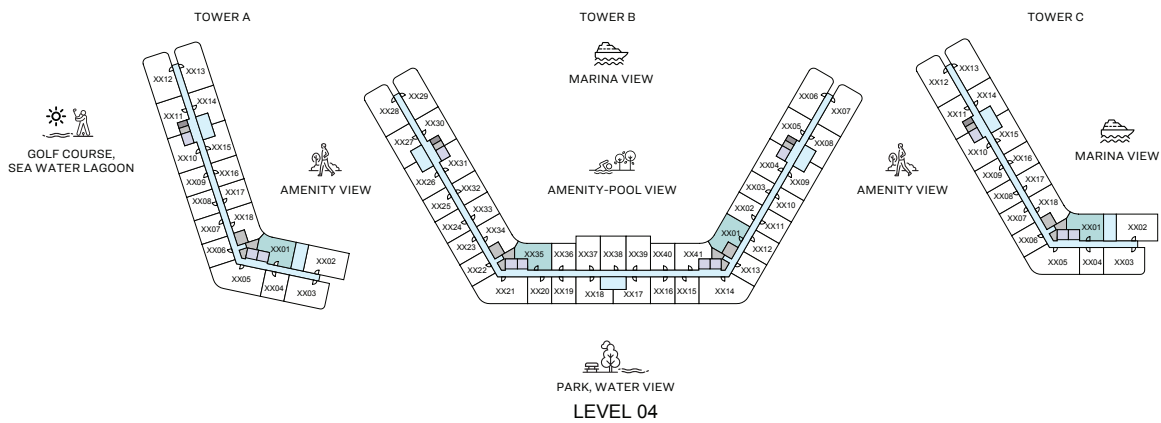
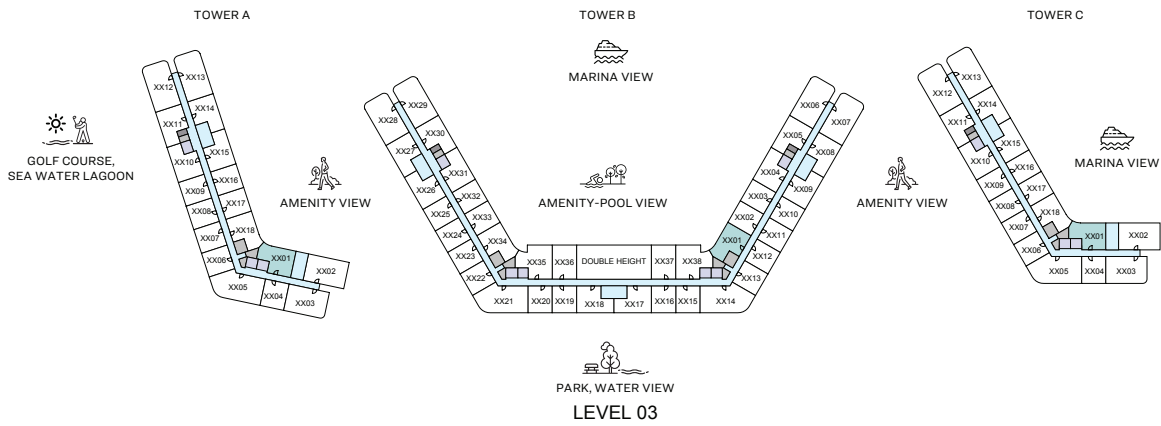
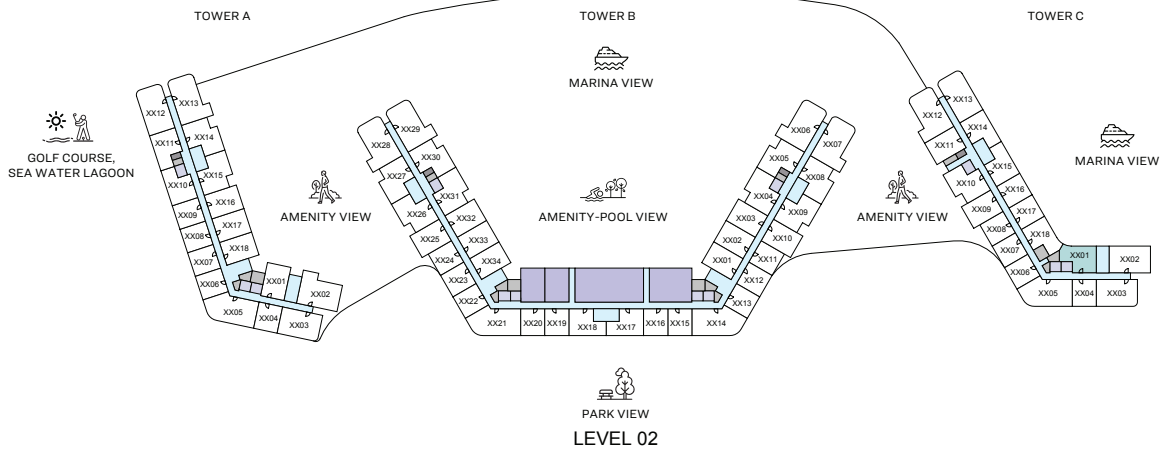
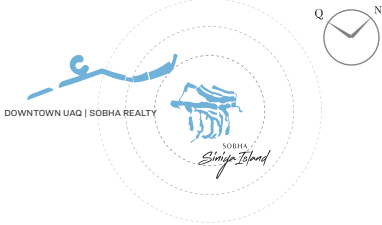
VIEWES

Amenity View  
A-318, A-418

Amenity, Pool, Marina View  
B-334, B-434, B-441, B-534, B-541,  
B-634, B-641, B-734, B-741, B-832,  
B-839, B-930, B-937

Marina View  
C-218, C-318, C-418, C-518, C-617, C-716

Marina, Amenity View  
A-518, A-617, A-716



# 2

BEDROOM  
APARTMENT

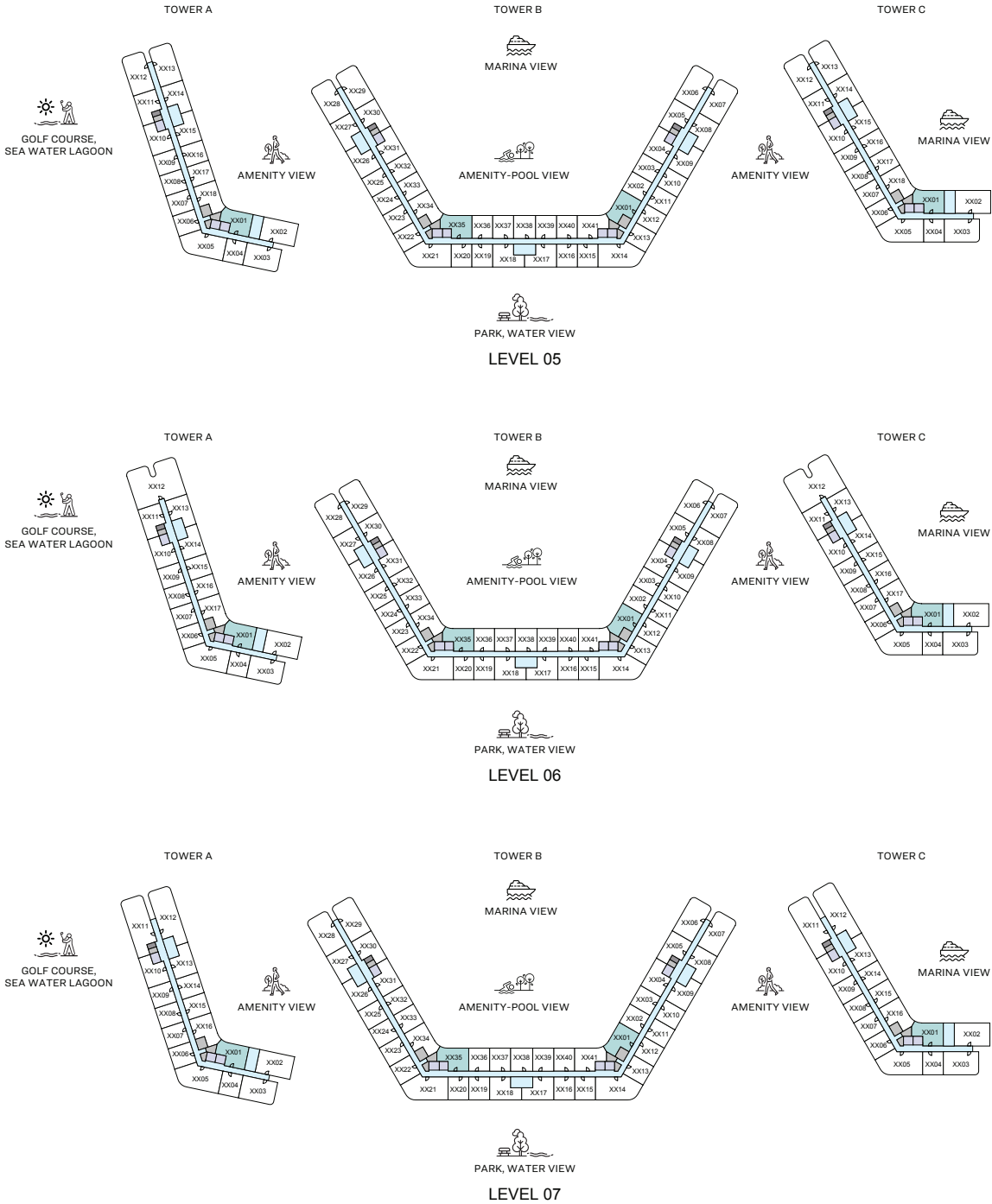
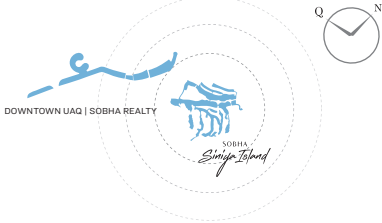
## TYPE B VARIANT 1 (with balcony)

**TOTAL SALEABLE AREA**  
SUITE RANGE = 620.00 - 631.30 SQ.FT.  
BALCONY RANGE = 51.34 - 52.20 SQ.FT.  
TOTAL RANGE = 671.99 - 682.65 SQ.FT.

List of unit numbers with this unit plan:

### VIEWS

- |   |  |
|---|--|
| Amenity View<br>A-301, A-401  | Marina, View<br>C-201, C-301, C-401, C-501, C-601, C-701 |
| Amenity, Pool View<br>B-301   | Marina, Amenity View<br>A-501, A-601, A-701              |
| Amenity, Pool, Marina View<br>B-401, B-435, B-501, B-535, B-601, B-635,<br>B-701, B-735, B-801, B-833, B-901, B-931 |  |



# 2

BEDROOM  
APARTMENT

## TYPE B VARIANT 1 (with balcony)

**TOTAL SALEABLE AREA**  
SUITE RANGE = 620.00 - 631.30 SQ.FT.  
BALCONY RANGE = 51.34 - 52.20 SQ.FT.  
TOTAL RANGE = 671.99 - 682.65 SQ.FT.

List of unit numbers with this unit plan:

### VIEWS

Amenity View  
A-301, A-401

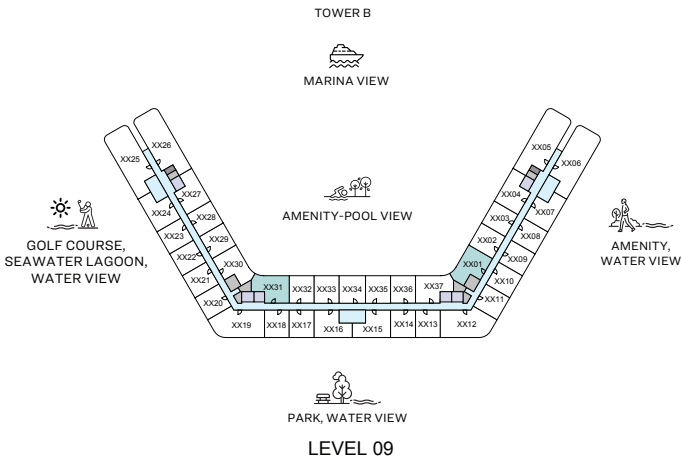
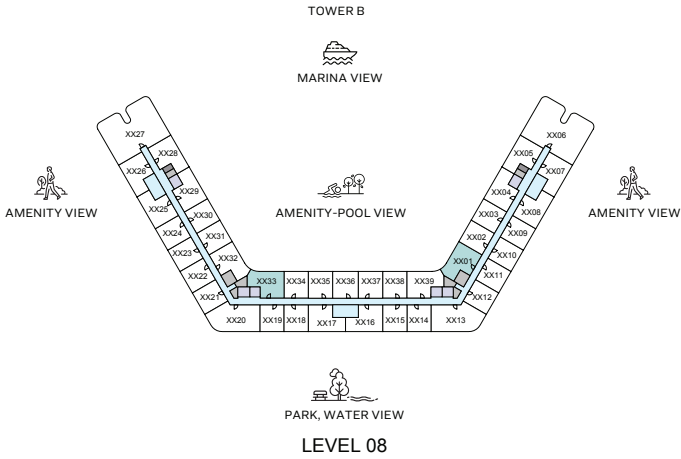
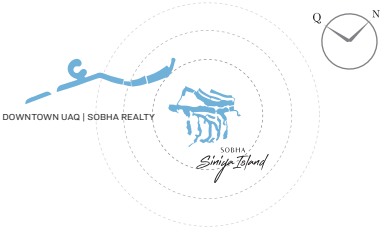
Amenity, Pool View  
B-301

Amenity, Pool, Marina View  
B-401, B-435, B-501, B-535, B-601, B-635,  
B-701, B-735, B-801, B-833, B-901, B-931

Marina, View  
C-201, C-301, C-401, C-501, C-601, C-701

Marina, Amenity View  
A-501, A-601, A-701





2  
BEDROOM  
APARTMENT

## TYPE B VARIANT 1 (with balcony)

**TOTAL SALEABLE AREA**  
SUITE RANGE = 620.00 - 631.30 SQ.FT.  
BALCONY RANGE = 51.34 - 52.20 SQ.FT.  
TOTAL RANGE = 671.99 - 682.65 SQ.FT.

List of unit numbers with this unit plan:

### VIEWS

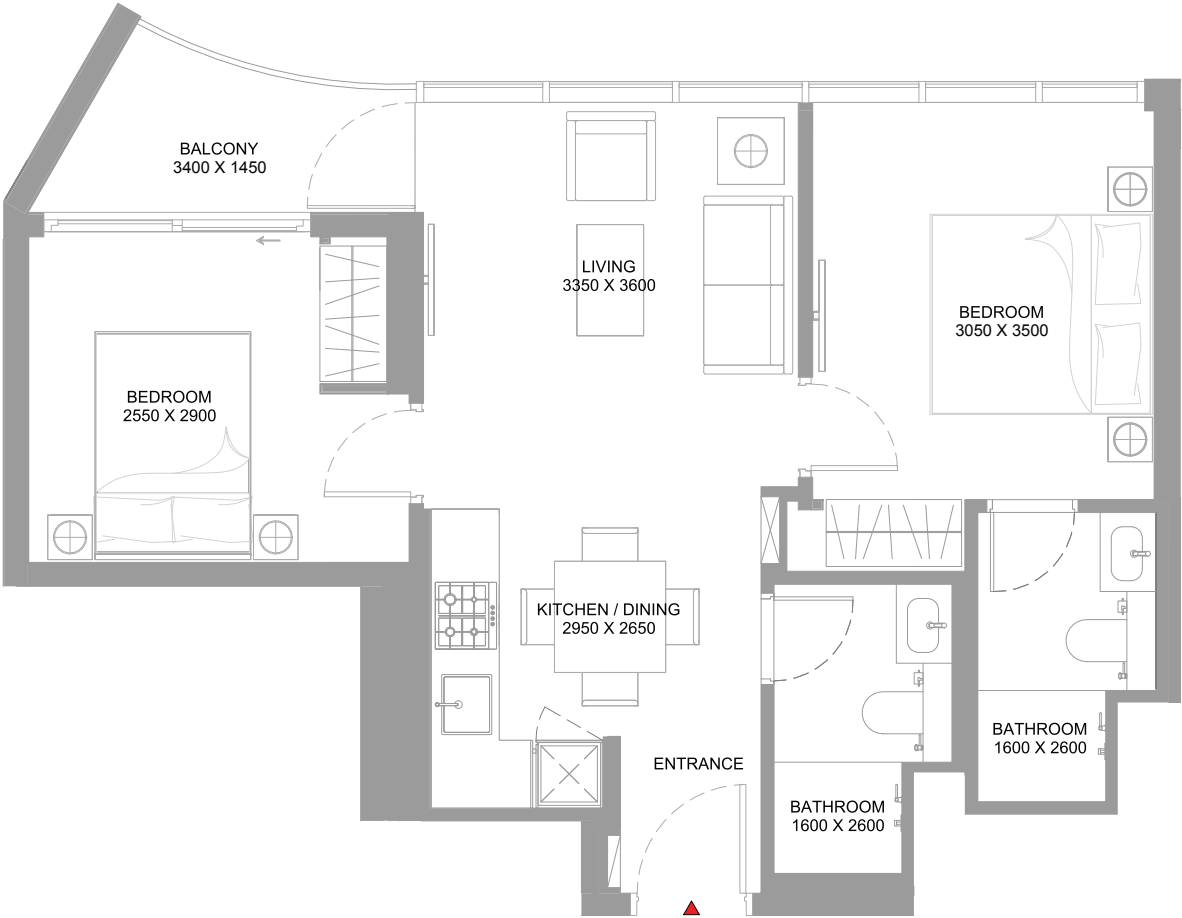
Amenity View  
A-301, A-401

Amenity, Pool View  
B-301

Amenity, Pool, Marina View  
B-401, B-435, B-501, B-535, B-601, B-635,  
B-701, B-735, B-801, B-833, B-901, B-931

Marina, View  
C-201, C-301, C-401, C-501, C-601, C-701

Marina, Amenity View  
A-501, A-601, A-701



2  
BEDROOM  
APARTMENT

TYPE B  
VARIANT 1  
(with balcony)

TOTAL SALEABLE AREA  
SUITE RANGE = 620.00 - 631.30 SQ.FT.  
BALCONY RANGE = 51.34 - 52.20 SQ.FT.  
TOTAL RANGE = 671.99 - 682.65 SQ.FT.

List of unit numbers with this unit plan:

VEIEWS

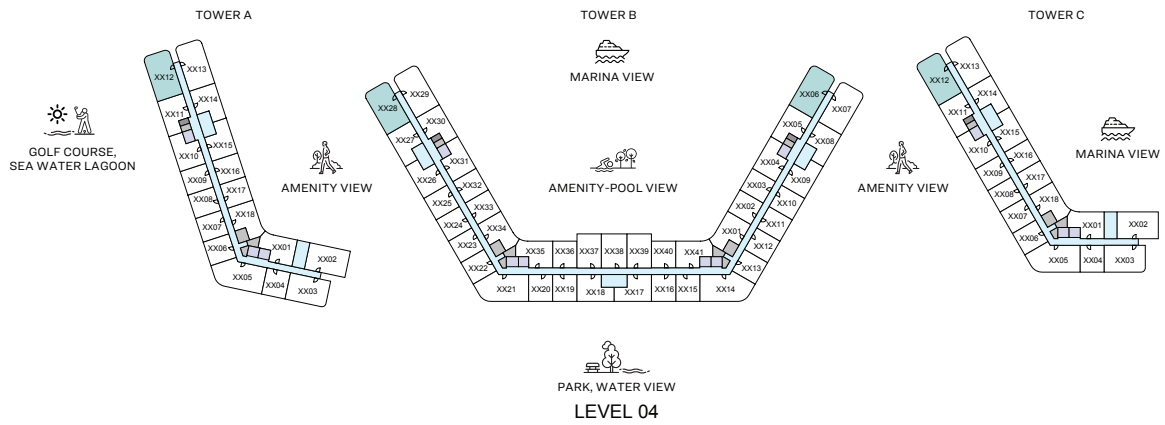
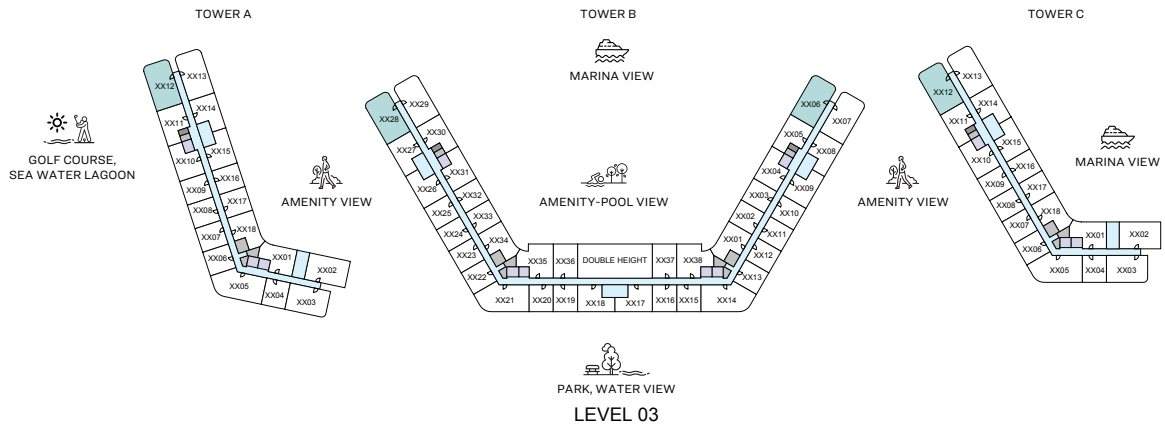
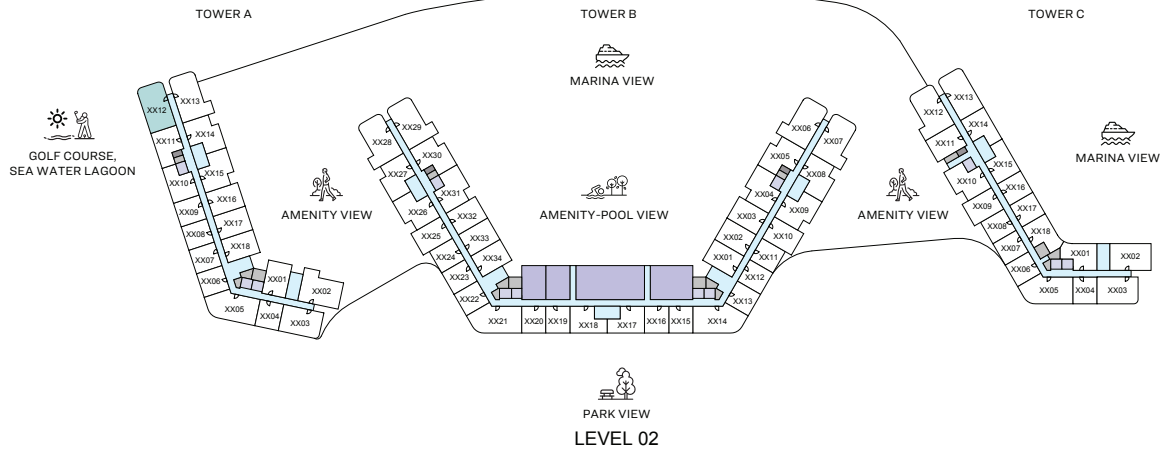
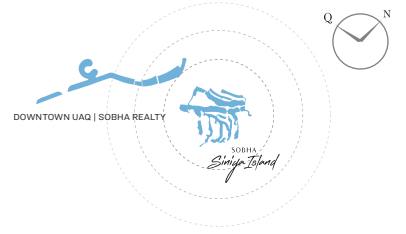
Amenity View  
A-301, A-401

Amenity, Pool View  
B-301

Amenity, Pool, Marina View  
B-401, B-435, B-501, B-535, B-601, B-635,  
B-701, B-735, B-801, B-833, B-901, B-931

Marina, View  
C-201, C-301, C-401, C-501, C-601, C-701

Marina, Amenity View  
A-501, A-601, A-701



# 2

BEDROOM  
APARTMENT

## TYPE C

(with balcony)

**TOTAL SALEABLE AREA**  
SUITE RANGE = 878.87 - 880.49 SQ.FT.  
BALCONY RANGE = 108.61 - 109.25 SQ.FT.  
TOTAL RANGE = 988.13 - 989.31 SQ.FT.

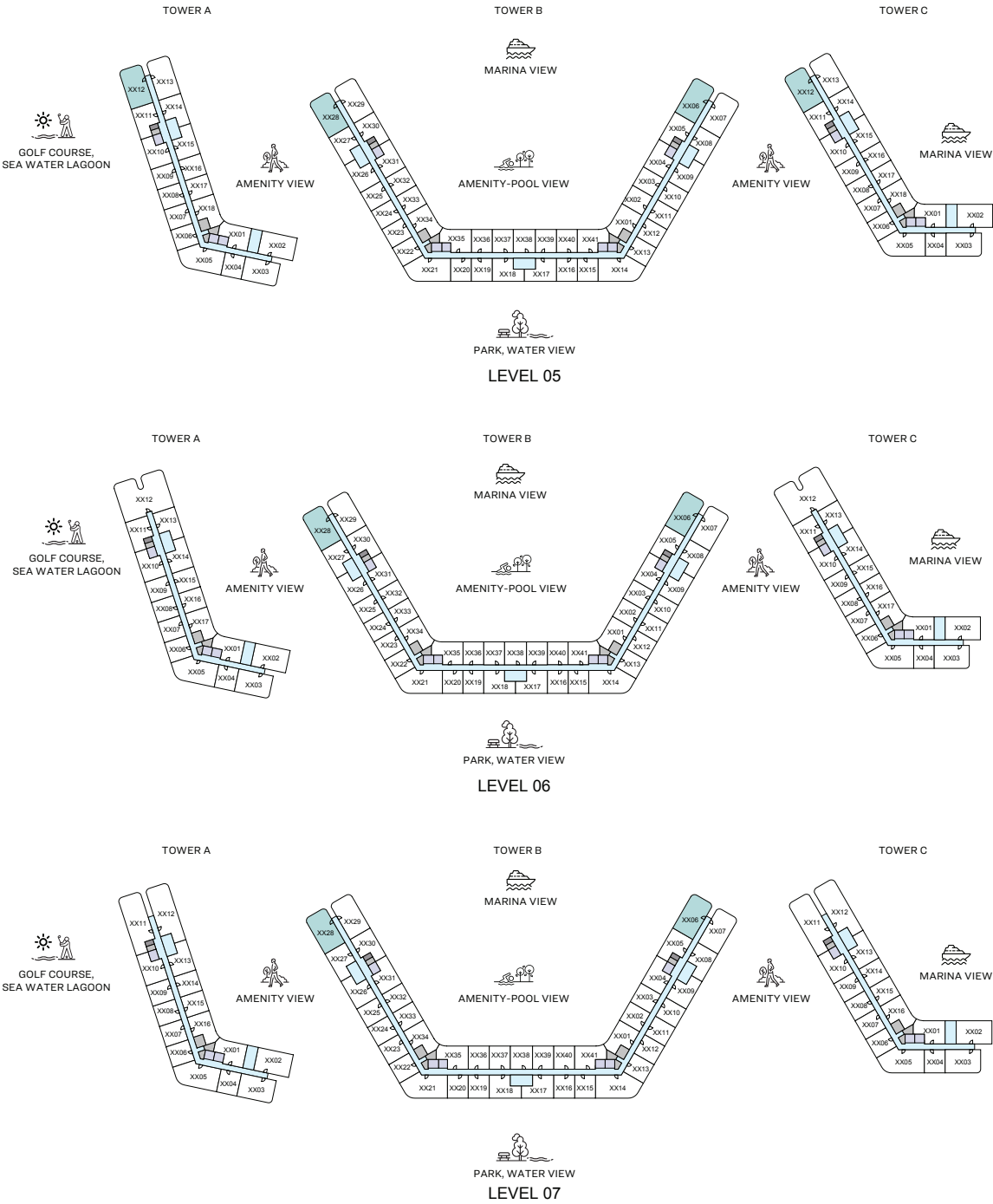
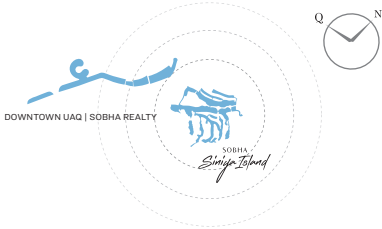
List of unit numbers with this unit plan:

### VIEWS

Golf Course, Sea Water Lagoon, Marina View  
A-212, A-312, A-412, A-512

Marina, Amenity View  
B-306, B-328, C-312, B-406, B-428,  
C-412, B-506, B-528, C-512, B-606,  
B-628, B-706, B-728





# 2

BEDROOM  
APARTMENT

## TYPE C

(with balcony)

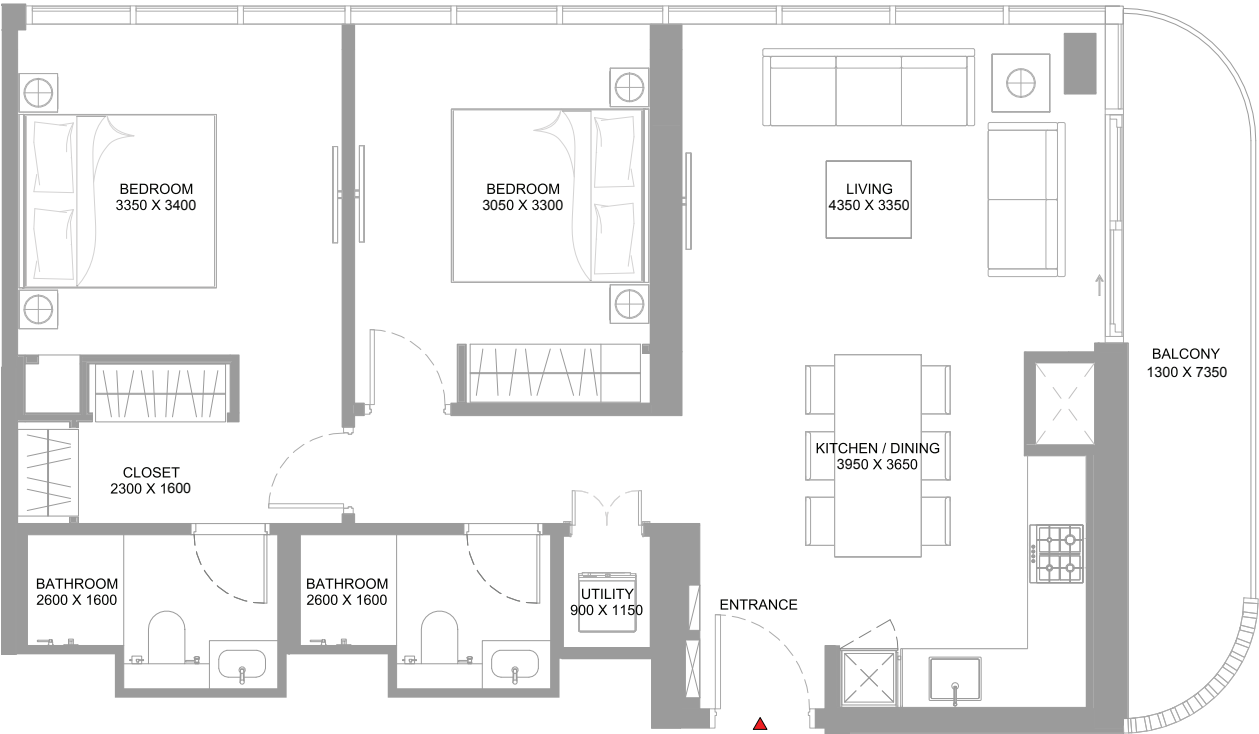
**TOTAL SALEABLE AREA**  
SUITE RANGE = 878.87 - 880.49 SQ.FT.  
BALCONY RANGE = 108.61 - 109.25 SQ.FT.  
TOTAL RANGE = 988.13 - 989.31 SQ.FT.

List of unit numbers with this unit plan:

### VIEWS

Golf Course, Sea Water Lagoon, Marina View  
A-212, A-312, A-412, A-512

Marina, Amenity View  
B-306, B-328, C-312, B-406, B-428,  
C-412, B-506, B-528, C-512, B-606,  
B-628, B-706, B-728



2  
BEDROOM  
APARTMENT

TYPE C  
(with balcony)

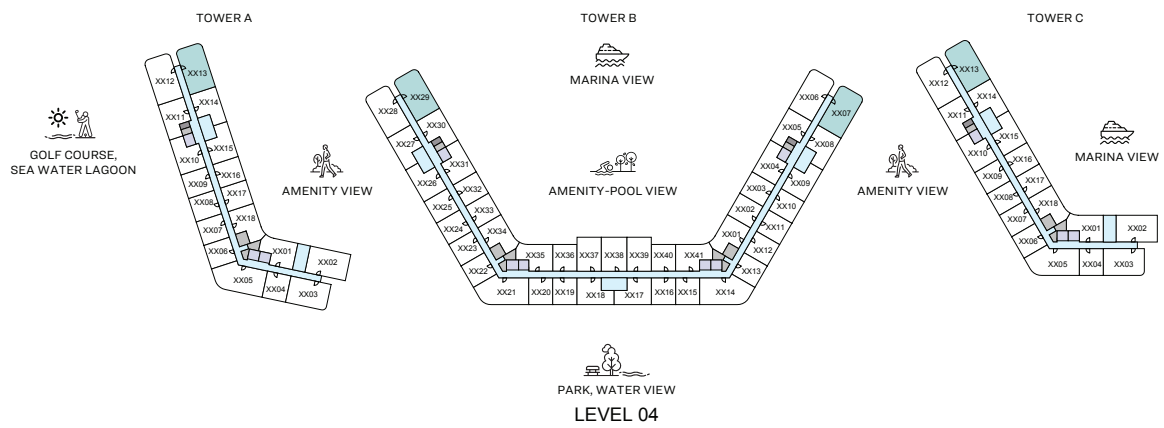
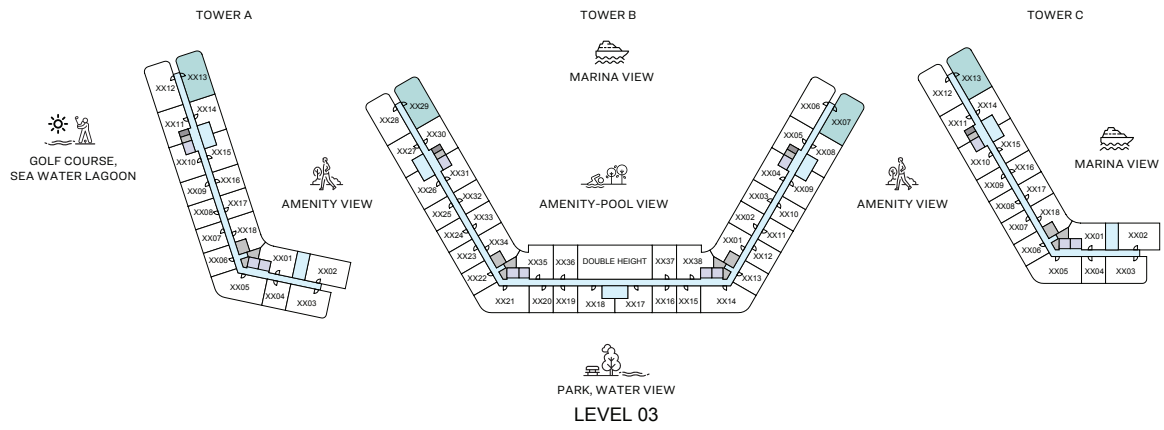
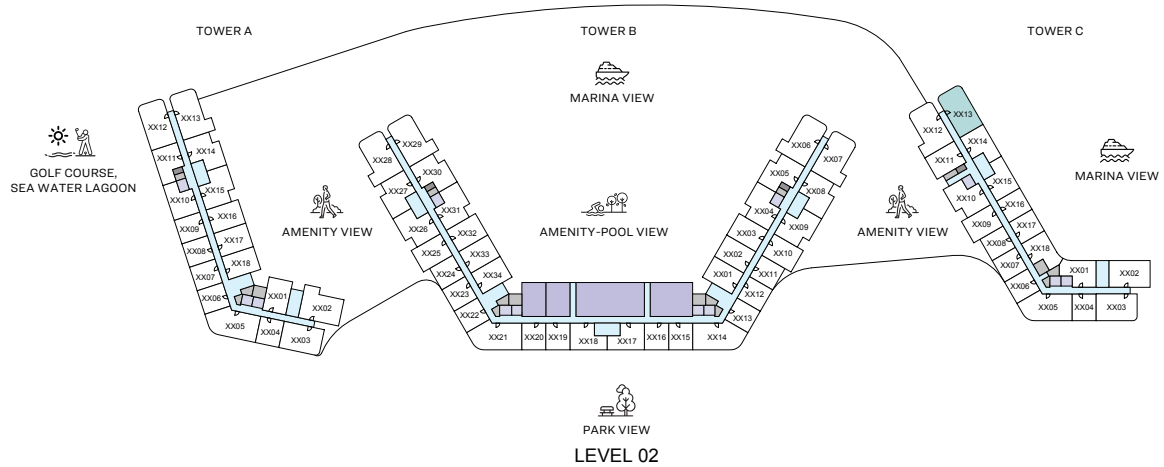
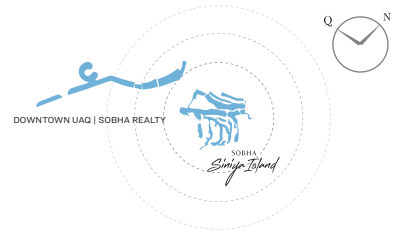
TOTAL SALEABLE AREA  
SUITE RANGE = 878.87 - 880.49 SQ.FT.  
BALCONY RANGE = 108.61 - 109.25 SQ.FT.  
TOTAL RANGE = 988.13 - 989.31 SQ.FT.

List of unit numbers with this unit plan:

**VIEWS**

Golf Course, Sea Water Lagoon, Marina View  
A-212, A-312, A-412, A-512

Marina, Amenity View  
B-306, B-328, C-312, B-406, B-428,  
C-412, B-506, B-528, C-512, B-606,  
B-628, B-706, B-728



2  
BEDROOM  
APARTMENT

## TYPE C VARIANT 1 (with balcony)

**TOTAL SALEABLE AREA**  
SUITE RANGE = 878.34 - 880.06 SQ.FT.  
BALCONY RANGE = 108.61 - 109.68 SQ.FT.  
TOTAL RANGE = 987.59 - 989.10 SQ.FT.

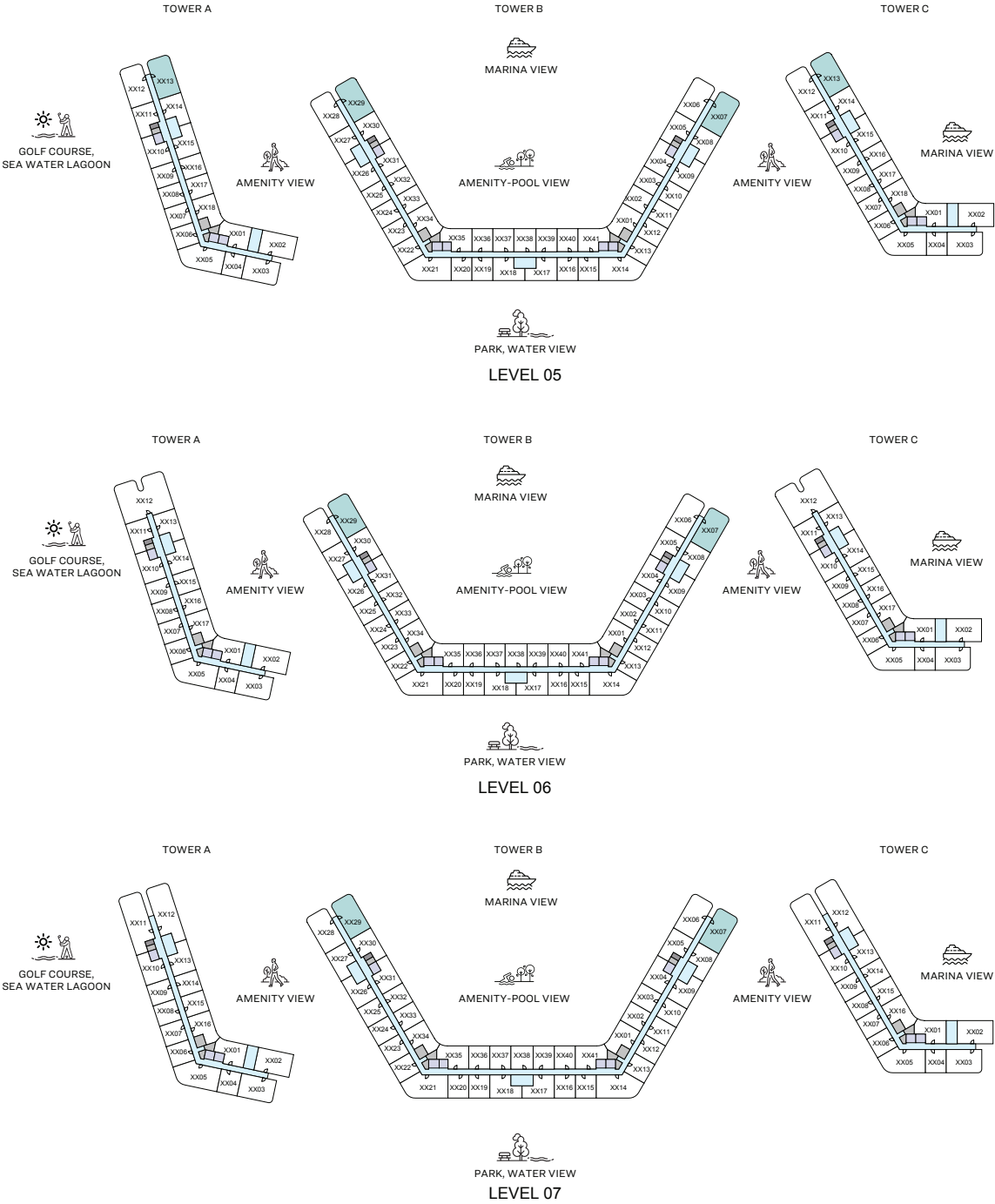
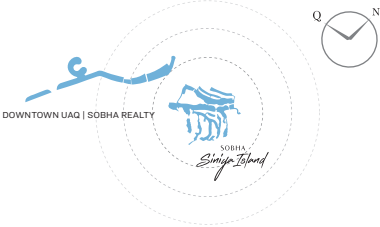
List of unit numbers with this unit plan:

### VIEWS

Marina View  
C-213, A-313, C-313, A-413,  
C-413, A-513, C-513

Marina, Amenity View  
B-307, B-329, B-407, B-429, B-507,  
B-529, B-607, B-629, B-707, B-729





# 2

BEDROOM  
APARTMENT

## TYPE C VARIANT 1 (with balcony)

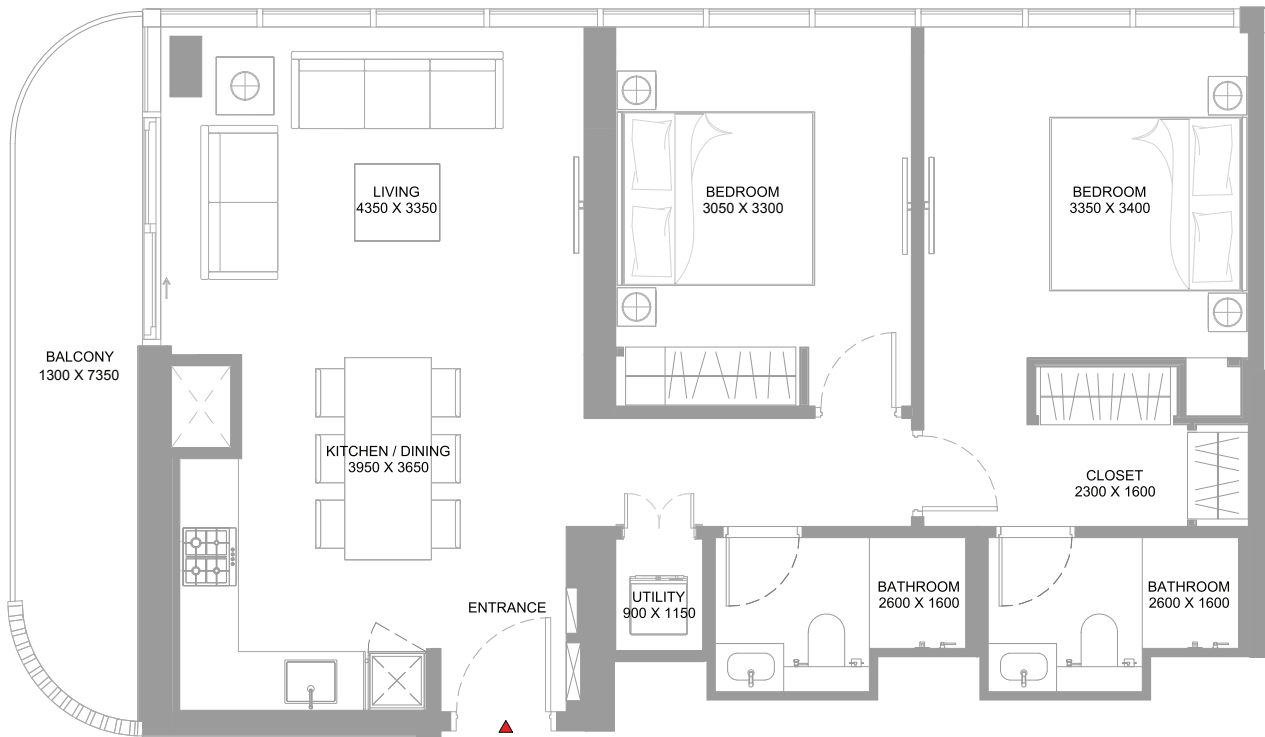
**TOTAL SALEABLE AREA**  
SUITE RANGE = 878.34 - 880.06 SQ.FT.  
BALCONY RANGE = 108.61 - 109.68 SQ.FT.  
TOTAL RANGE = 987.59 - 989.10 SQ.FT.

List of unit numbers with this unit plan:

### VIEWS

**Marina View**  
C-213, A-313, C-313, A-413,  
C-413, A-513, C-513

**Marina, Amenity View**  
B-307, B-329, B-407, B-429, B-507,  
B-529, B-607, B-629, B-707, B-729



2  
BEDROOM  
APARTMENT

TYPE C  
VARIANT 1  
(with balcony)

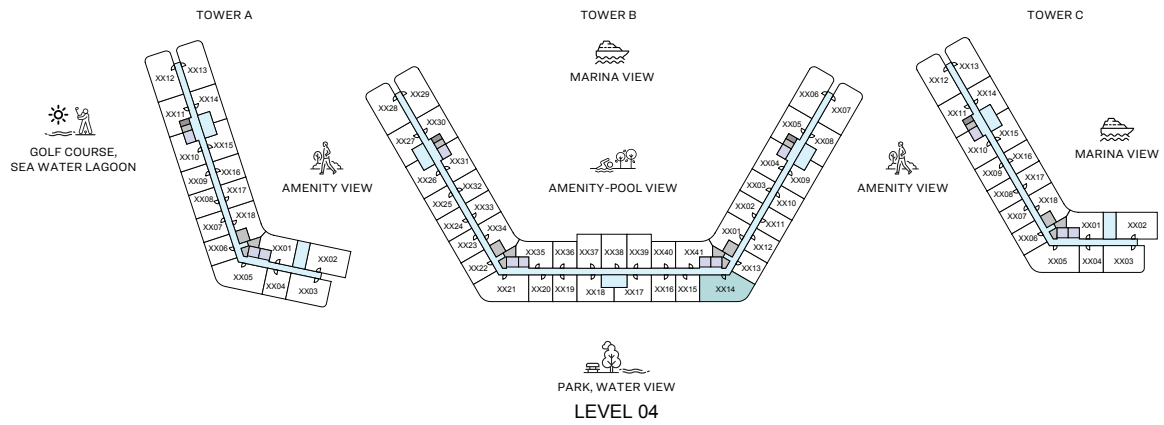
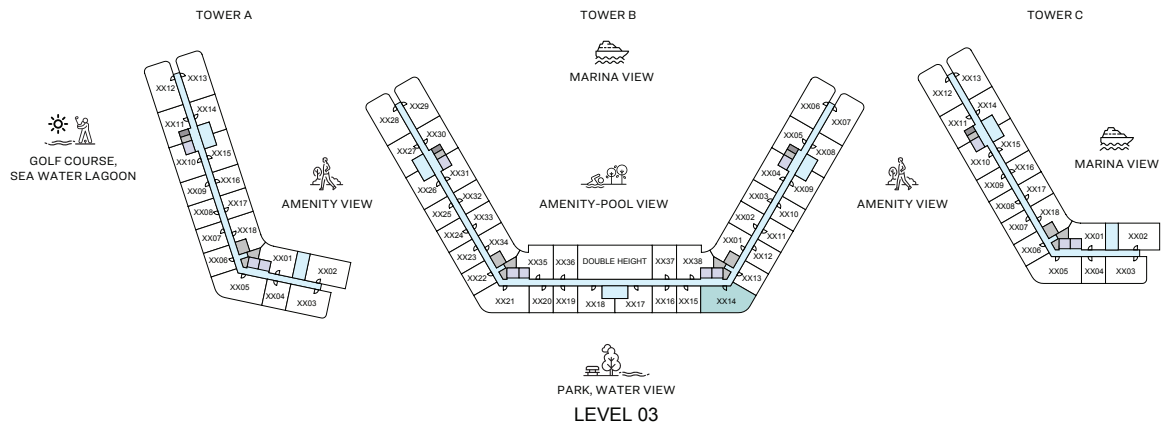
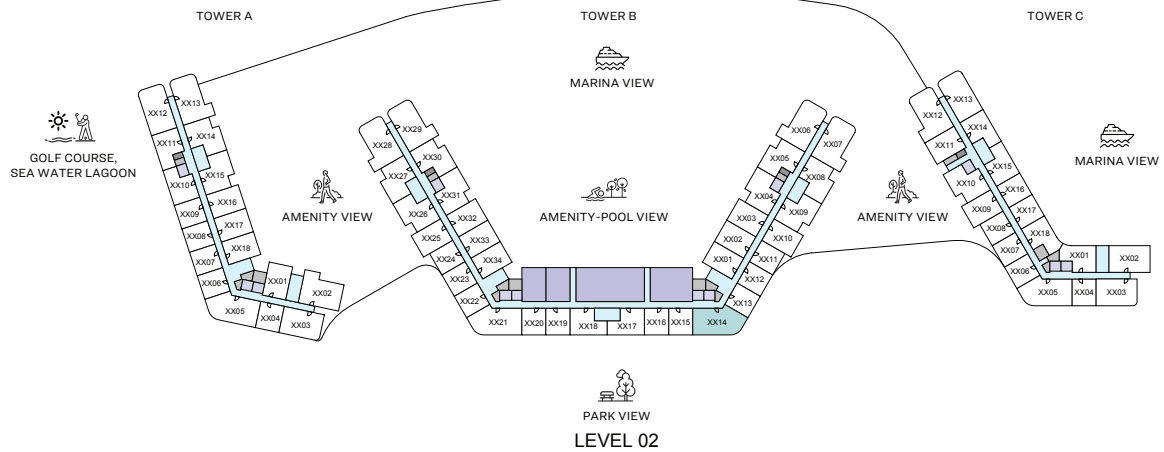
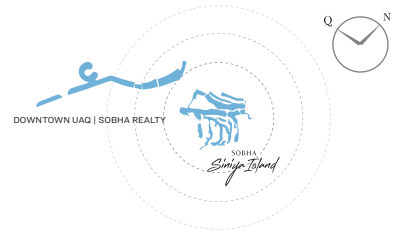
TOTAL SALEABLE AREA  
SUITE RANGE = 878.34 - 880.06 SQ.FT.  
BALCONY RANGE = 108.61 - 109.68 SQ.FT.  
TOTAL RANGE = 987.59 - 989.10 SQ.FT.

List of unit numbers with this unit plan:

VIEWS

Marina View  
C-213, A-313, C-313, A-413,  
C-413, A-513, C-513

Marina, Amenity View  
B-307, B-329, B-407, B-429, B-507,  
B-529, B-607, B-629, B-707, B-729



2  
BEDROOM  
APARTMENT

## TYPE D

(with powder room + balcony)

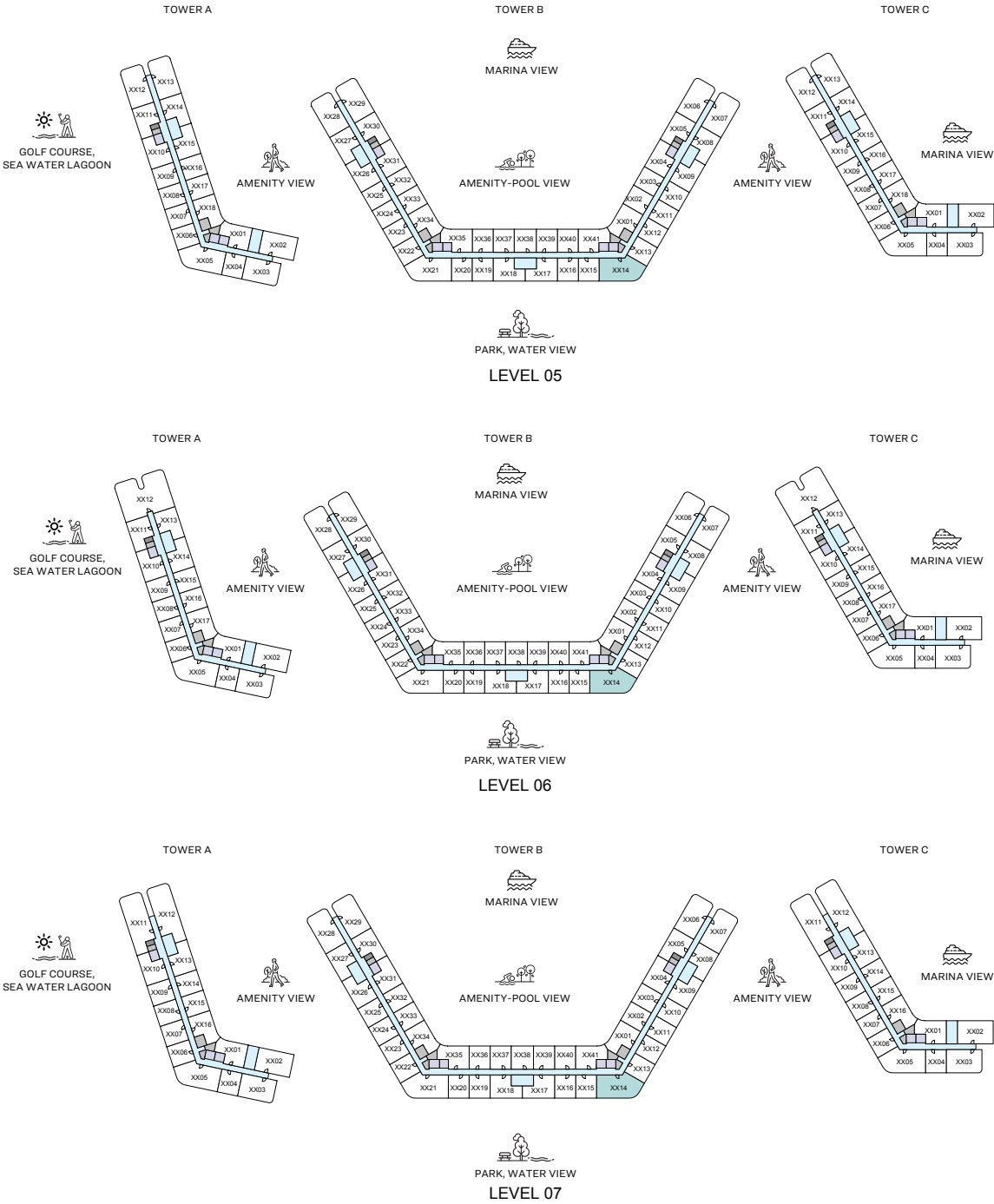
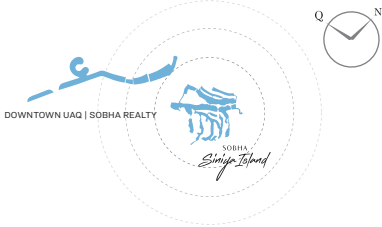
**TOTAL SALEABLE AREA**  
SUITE RANGE = 927.74 - 928.17 SQ.FT.  
BALCONY = 93.65 SQ.FT.  
TOTAL RANGE = 1,021.39 - 1,021.82 SQ.FT.

List of unit numbers with this unit plan:

### VIEWS

Park  
B-214

Park, Water View  
B-314, B-414, B-514, B-614, B-714, B-813, B-912



# 2

BEDROOM  
APARTMENT

## TYPE D

(with powder room + balcony)

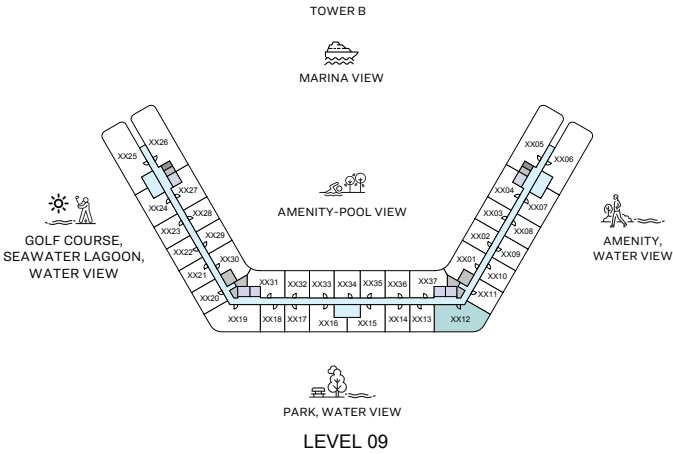
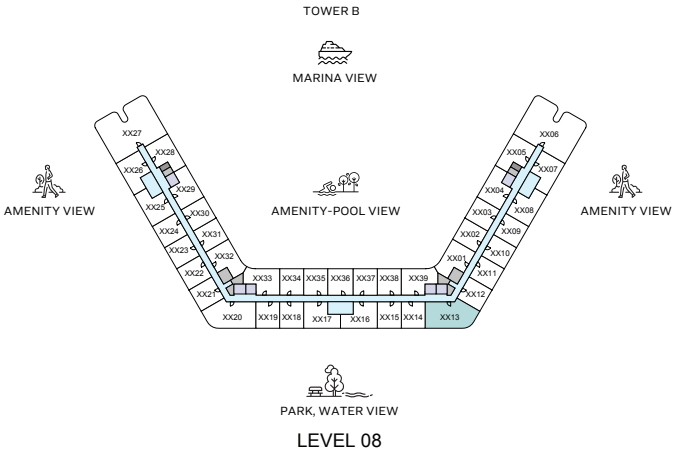
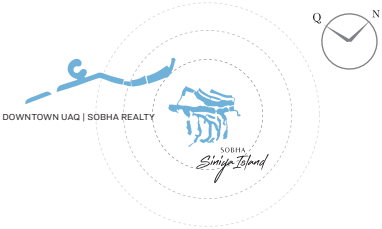
**TOTAL SALEABLE AREA**  
SUITE RANGE = 927.74 - 928.17 SQ.FT.  
BALCONY = 93.65 SQ.FT.  
TOTAL RANGE = 1,021.39 - 1,021.82 SQ.FT.

List of unit numbers with this unit plan:

### VIEWS

- Park  
B-214
- Park, Water View  
B-314, B-414, B-514, B-614, B-714, B-813, B-912





2  
BEDROOM  
APARTMENT

## TYPE D

(with powder room + balcony)

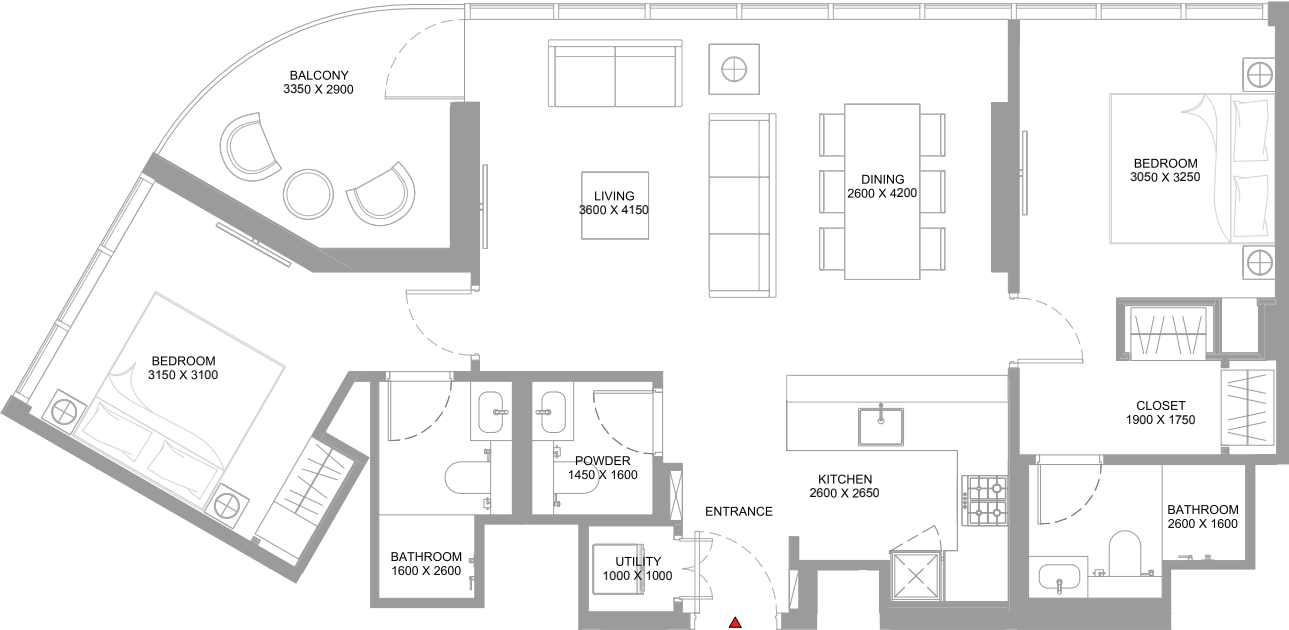
**TOTAL SALEABLE AREA**  
SUITE RANGE = 927.74 - 928.17 SQ.FT.  
BALCONY = 93.65 SQ.FT.  
TOTAL RANGE = 1,021.39 - 1,021.82 SQ.FT.

List of unit numbers with this unit plan:

### VIEWS

Park  
B-214

Park, Water View  
B-314, B-414, B-514, B-614, B-714, B-813, B-912



2  
BEDROOM  
APARTMENT

TYPE D  
(with powder room + balcony)

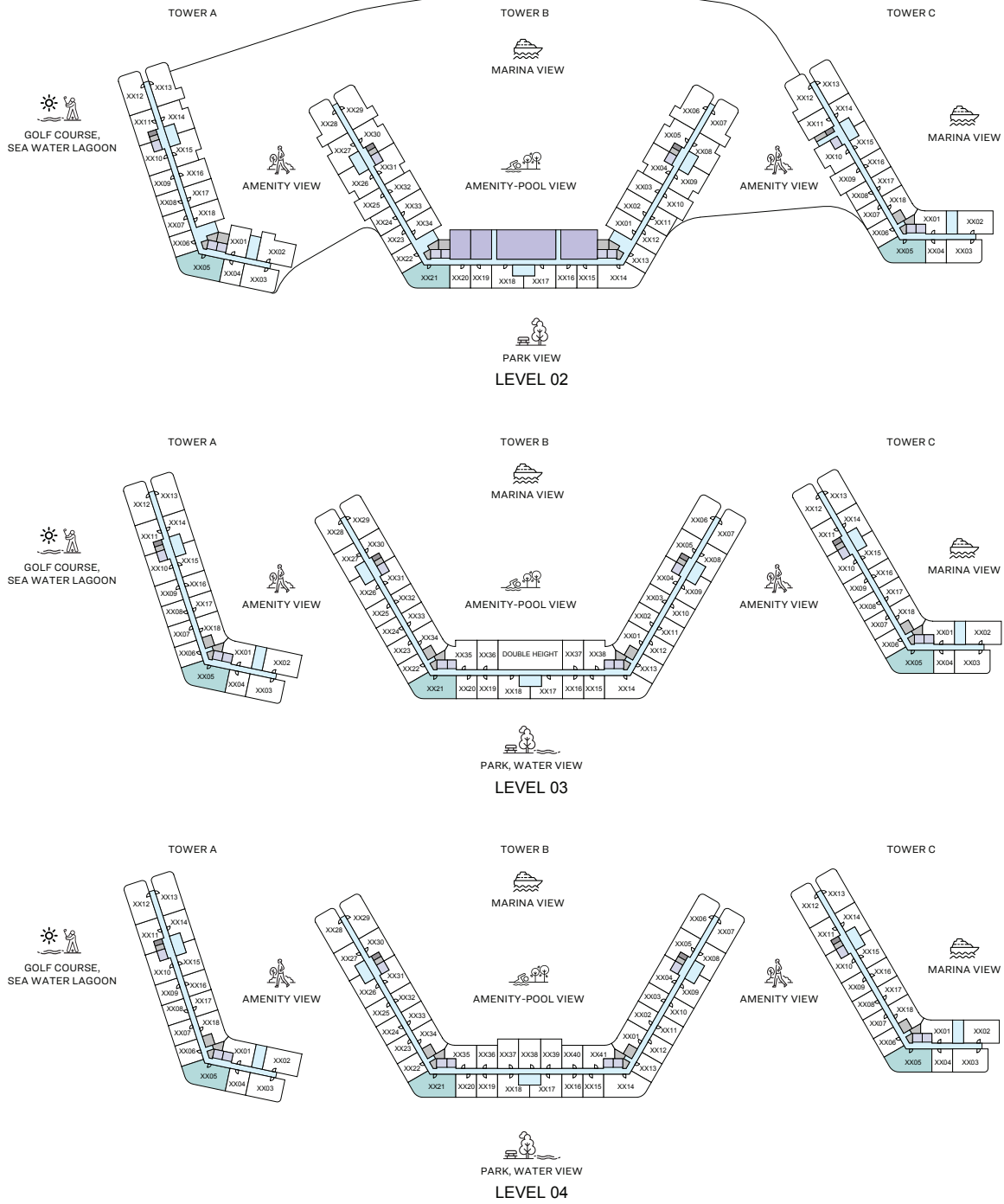
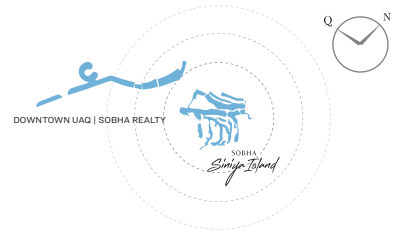
TOTAL SALEABLE AREA  
SUITE RANGE = 927.74 - 928.17 SQ.FT.  
BALCONY = 93.65 SQ.FT.  
TOTAL RANGE = 1,021.39 - 1,021.82 SQ.FT.

List of unit numbers with this unit plan:

VIEWS

Park  
B-214

Park, Water View  
B-314, B-414, B-514, B-614, B-714, B-813, B-912



# 2

BEDROOM  
APARTMENT

## TYPE D VARIANT 1 (with powder room + balcony)

**TOTAL SALEABLE AREA**  
SUITE RANGE = 927.31 - 928.06 SQ.FT.  
BALCONY RANGE = 93.65 - 94.61 SQ.FT.  
TOTAL RANGE = 1,021.17 - 1,022.57 SQ.FT.

List of unit numbers with this unit plan:

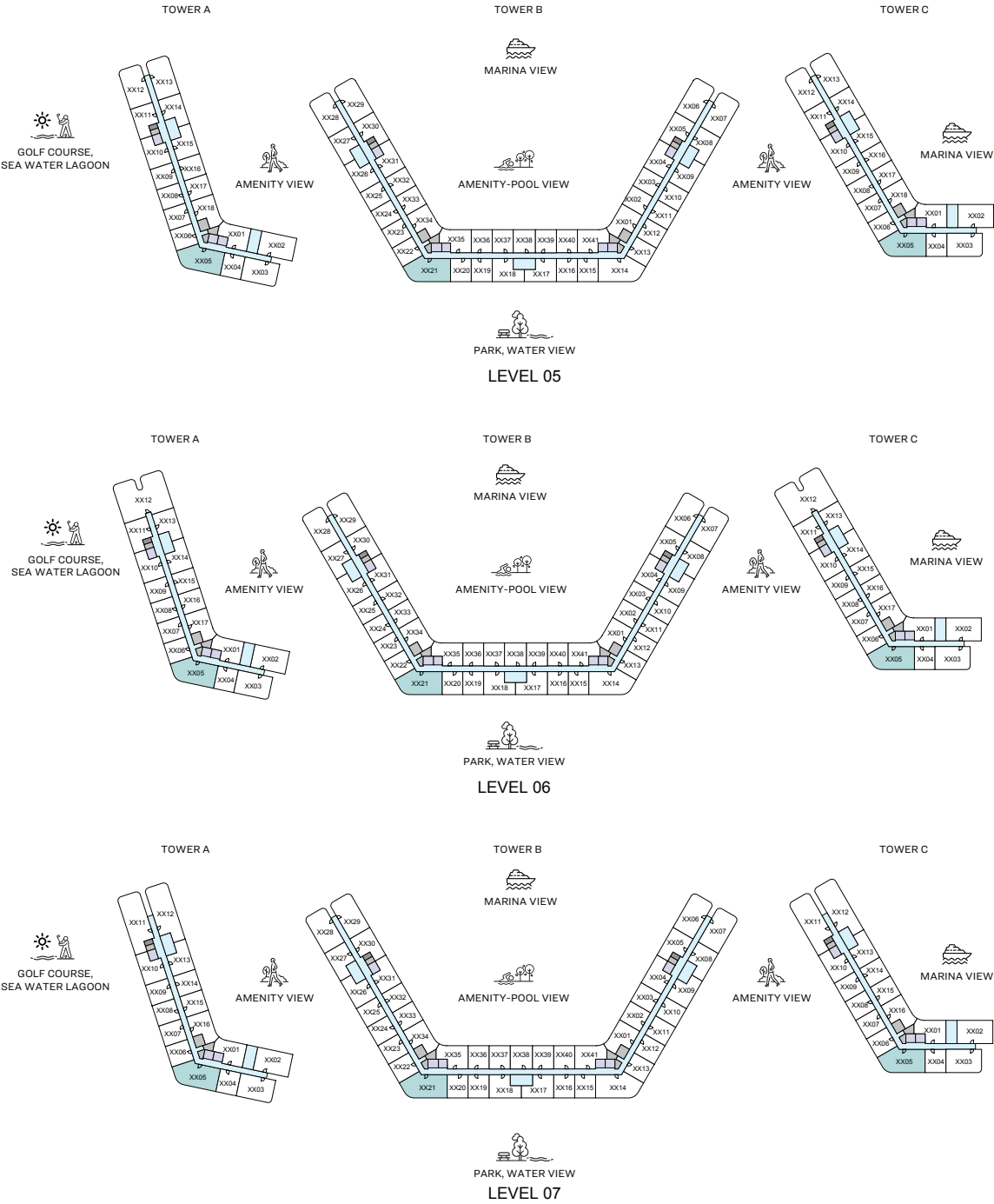
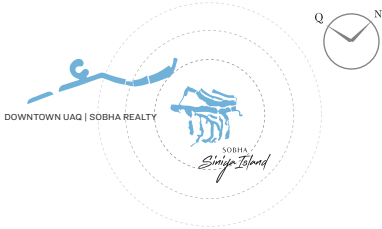
### VIEWS

Golf Course, Park View  
A-205

Golf Course, park, Water View  
A-305, A-405, A-505, A-605, A-705

Park  
B-221, C-205

Park, Water View  
B-321, C-305, B-421, C-405, B-521, C-505,  
B-621, C-605, B-721, C-705, B-820, B-919



# 2

BEDROOM  
APARTMENT

## TYPE D VARIANT 1

(with powder room + balcony)

**TOTAL SALEABLE AREA**  
SUITE RANGE = 927.31 - 928.06 SQ.FT.  
BALCONY RANGE = 93.65 - 94.61 SQ.FT.  
TOTAL RANGE = 1,021.17 - 1,022.57 SQ.FT.

List of unit numbers with this unit plan:

### VIEWS

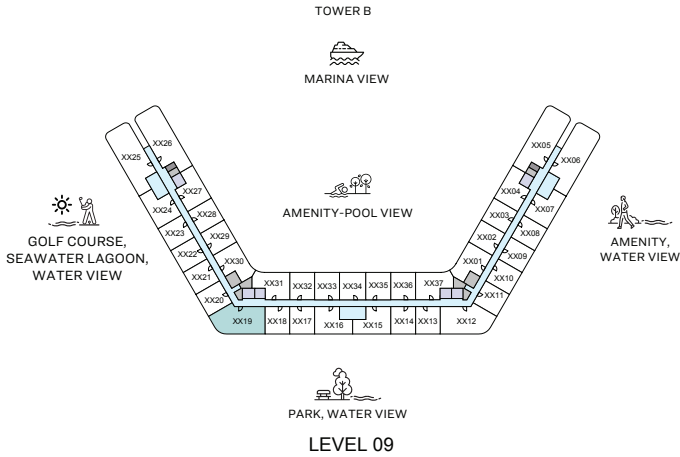
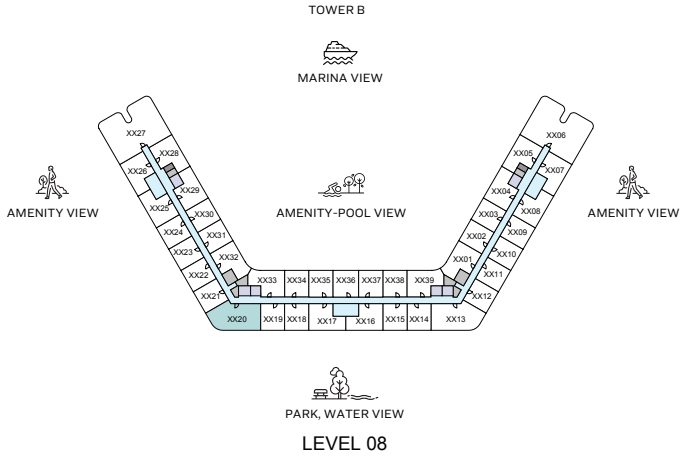
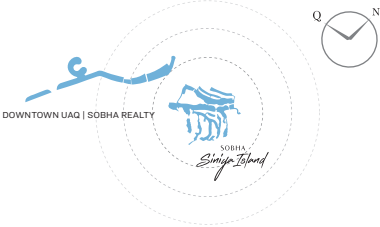
Golf Course, Park View  
A-205

Golf Course, park, Water View  
A-305, A-405, A-505, A-605, A-705

Park  
B-221, C-205

Park, Water View  
B-321, C-305, B-421, C-405, B-521, C-505,  
B-621, C-605, B-721, C-705, B-820, B-919





2  
BEDROOM  
APARTMENT

TYPE D  
VARIANT 1  
(with powder room + balcony)

TOTAL SALEABLE AREA  
SUITE RANGE = 927.31 - 928.06 SQ.FT.  
BALCONY RANGE = 93.65 - 94.61 SQ.FT.  
TOTAL RANGE = 1,021.17 - 1,022.57 SQ.FT.

List of unit numbers with this unit plan:

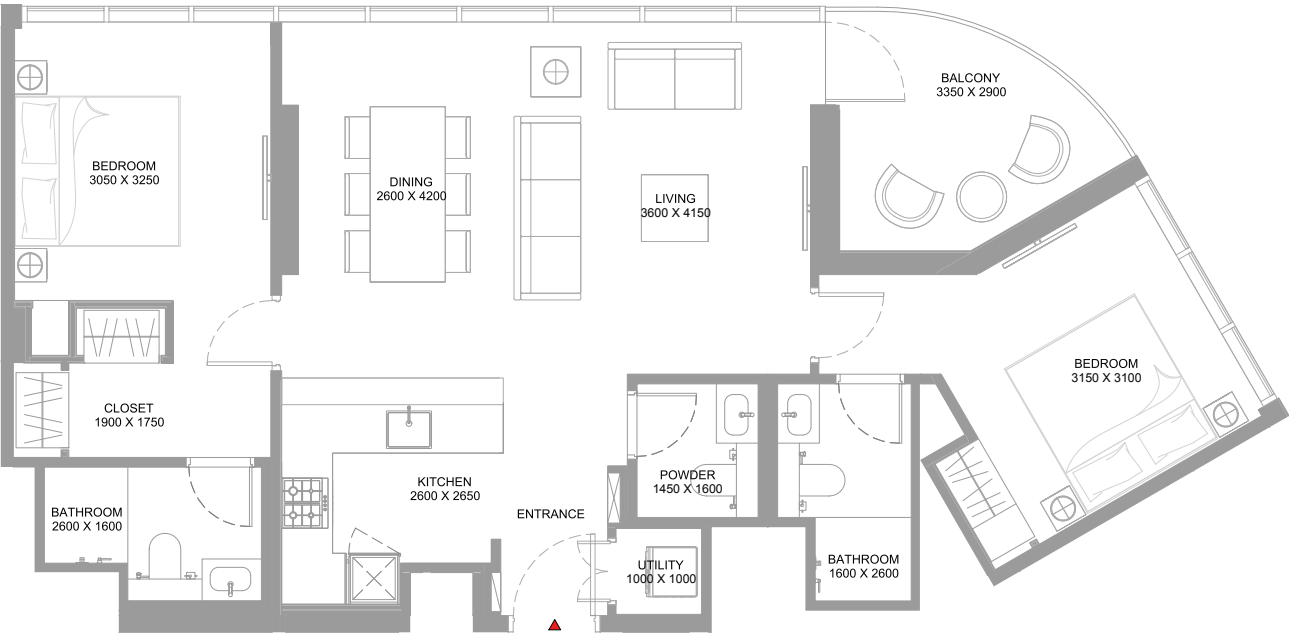
VEIEWS

Golf Course, Park View  
A-205

Golf Course, park, Water View  
A-305, A-405, A-505, A-605, A-705

Park  
B-221, C-205

Park, Water View  
B-321, C-305, B-421, C-405, B-521, C-505,  
B-621, C-605, B-721, C-705, B-820, B-919



2  
BEDROOM  
APARTMENT

TYPE D  
VARIANT 1  
(with powder room + balcony)

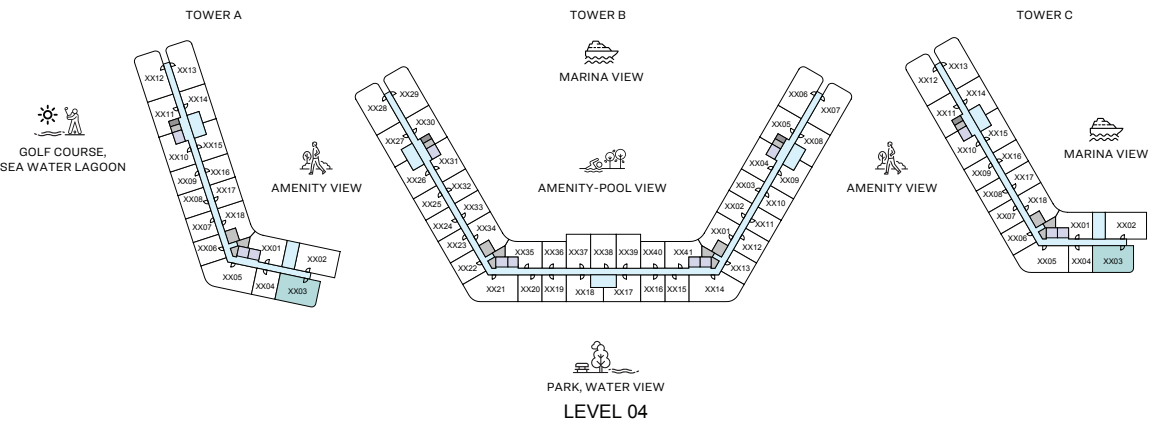
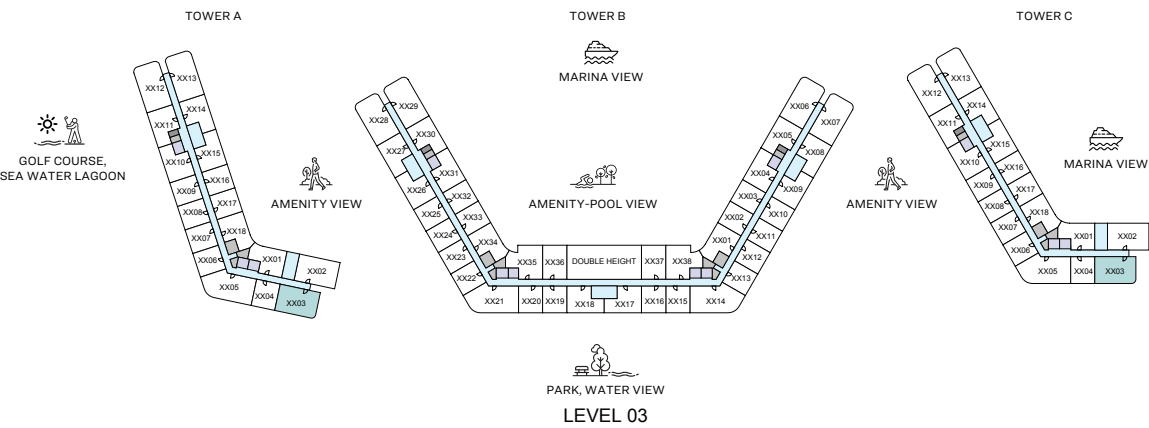
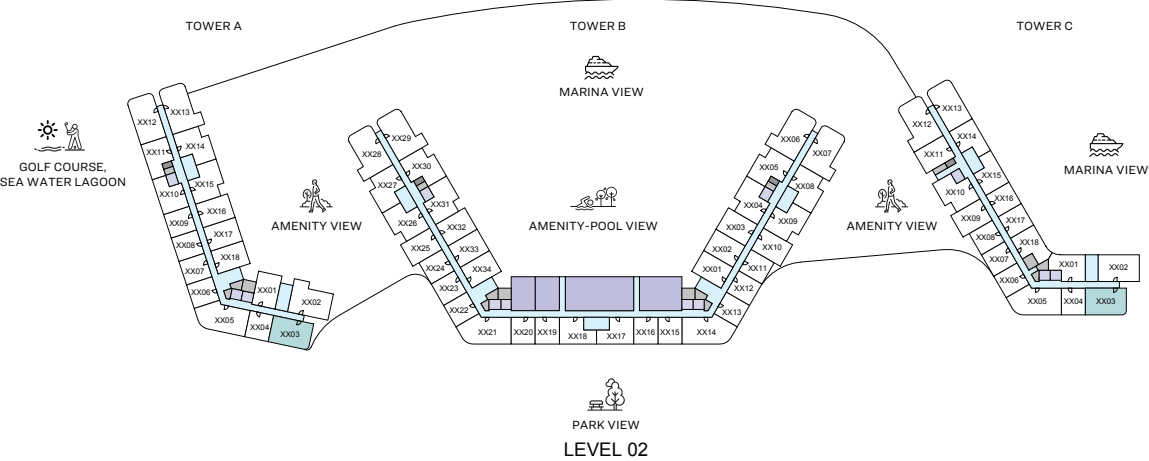
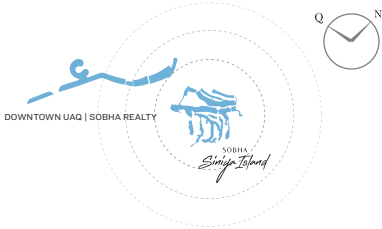
TOTAL SALEABLE AREA  
SUITE RANGE = 927.31 - 928.06 SQ.FT.  
BALCONY RANGE = 93.65 - 94.61 SQ.FT.  
TOTAL RANGE = 1,021.17 - 1,022.57 SQ.FT.

List of unit numbers with this unit plan:

VIEWES

- Golf Course, Park View  
A-205
- Golf Course, park, Water View  
A-305, A-405, A-505, A-605, A-705
- Park  
B-221, C-205

- Park, Water View  
B-321, C-305, B-421, C-405, B-521, C-505,  
B-621, C-605, B-721, C-705, B-820, B-919



# 2

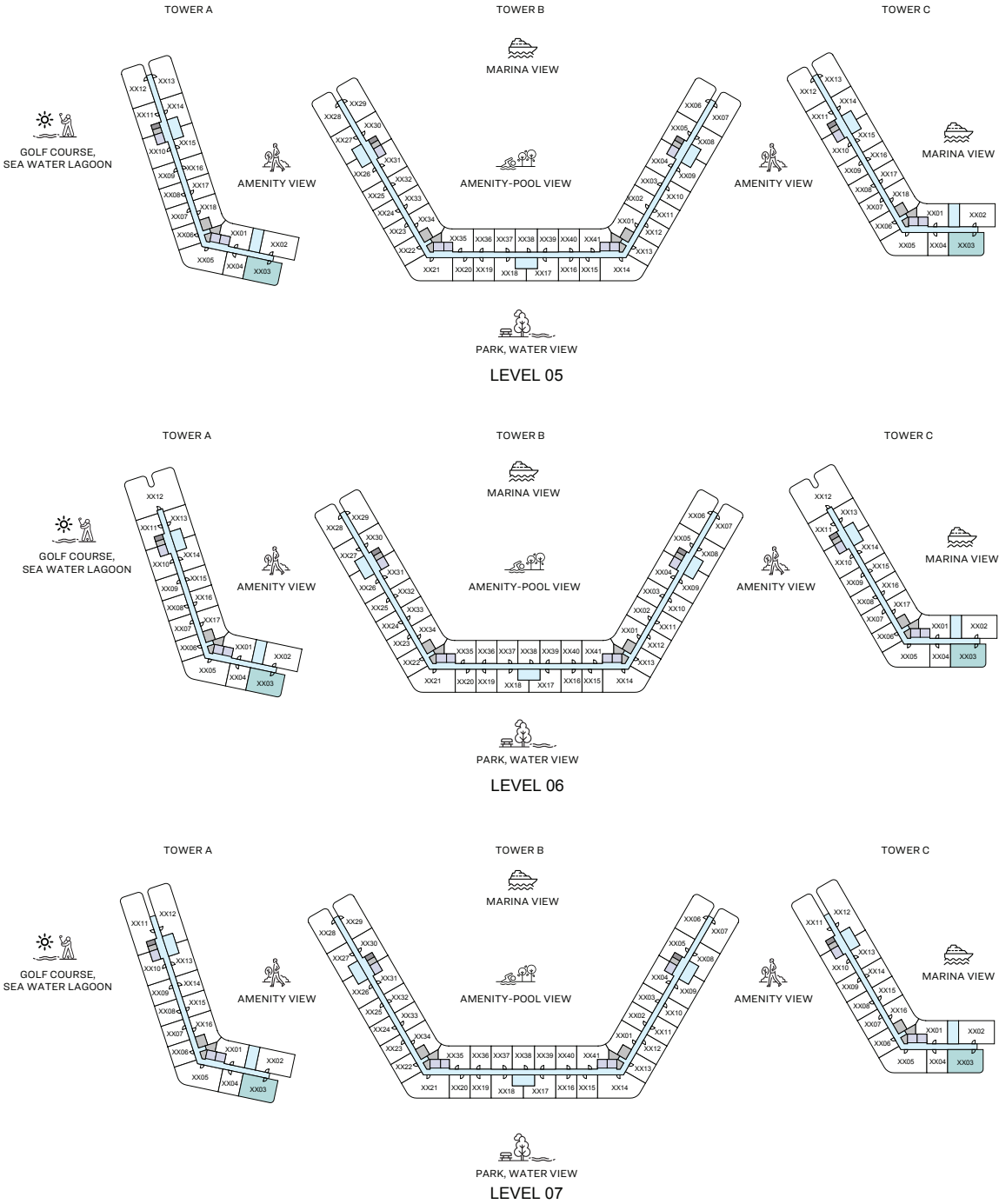
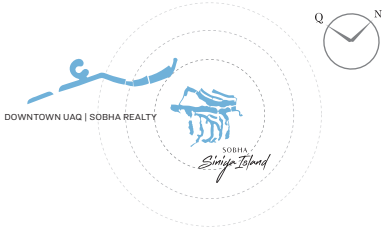
BEDROOM  
APARTMENT

## TYPE E

(with balcony)

**TOTAL SALEABLE AREA**  
SUITE RANGE = 811.38 - 812.57 SQ.FT.  
BALCONY RANGE = 59.52 - 60.60 SQ.FT.  
TOTAL RANGE = 871.98 - 872.52 SQ.FT.

- List of unit numbers with this unit plan:
- VIEWS**
- Park  
A-203, C-203
- Park, Water View  
A-303, C-303, A-403, C-403, A-503,  
C-503, A-603, C-603, A-703, C-703



# 2

BEDROOM  
APARTMENT

## TYPE E

(with balcony)

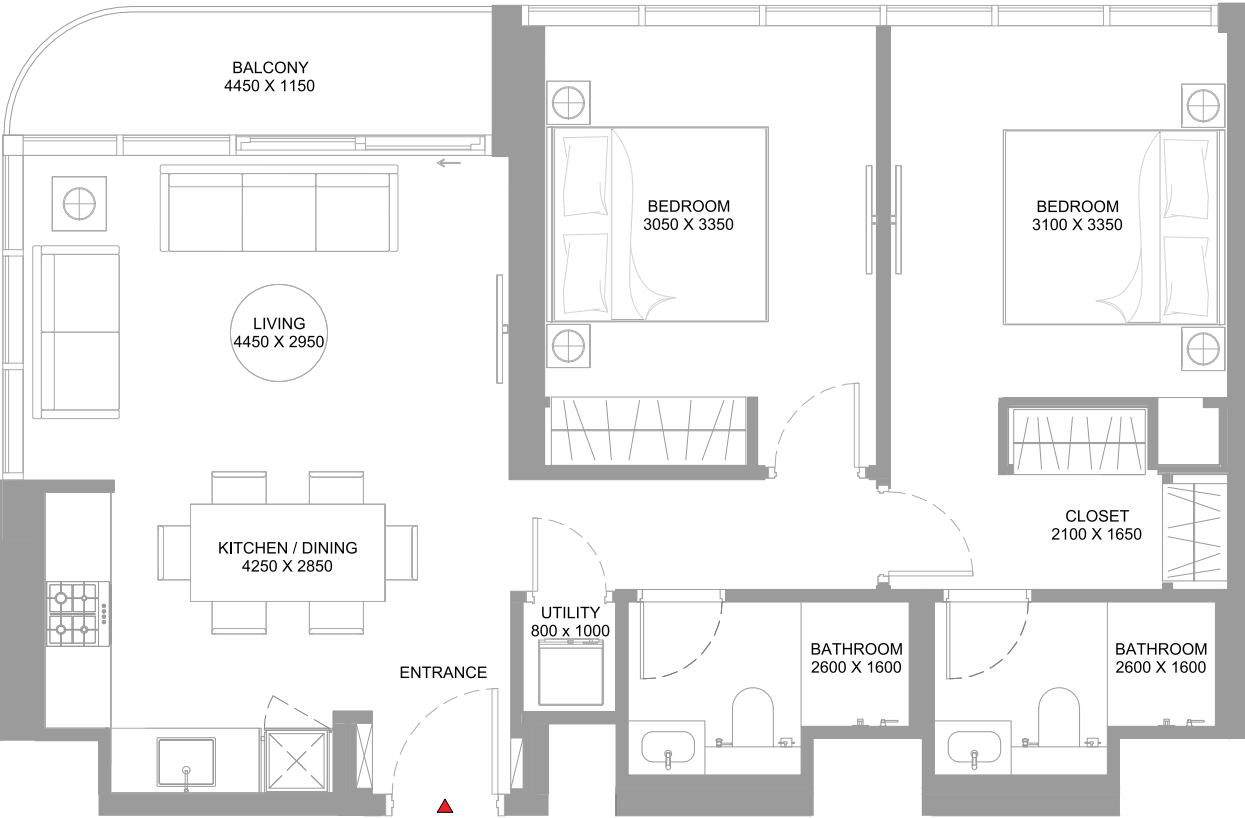
**TOTAL SALEABLE AREA**  
SUITE RANGE = 811.38 - 812.57 SQ.FT.  
BALCONY RANGE = 59.52 - 60.60 SQ.FT.  
TOTAL RANGE = 871.98 - 872.52 SQ.FT.

List of unit numbers with this unit plan:

### VIEWS

- Park  
A-203, C-203
- Park, Water View  
A-303, C-303, A-403, C-403, A-503,  
C-503, A-603, C-603, A-703, C-703





# 2

BEDROOM  
APARTMENT

## TYPE E

(with balcony)

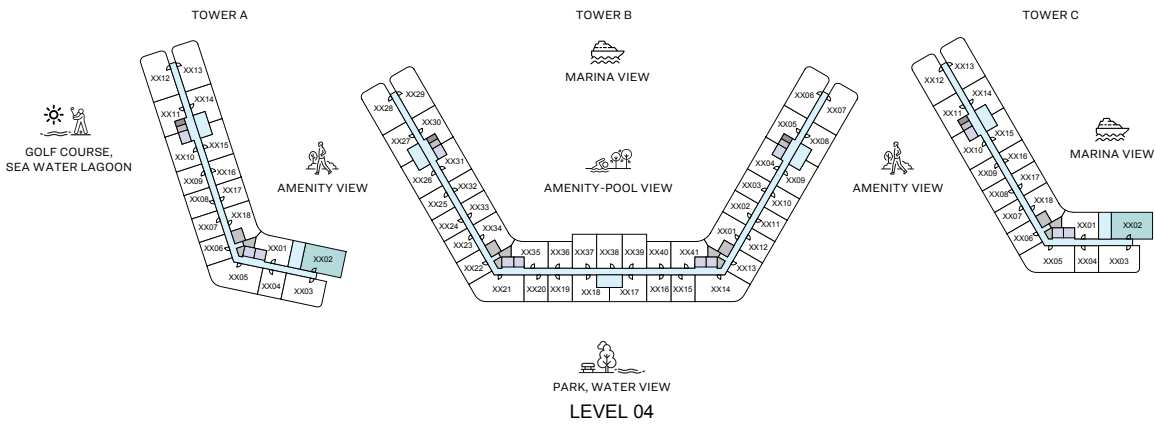
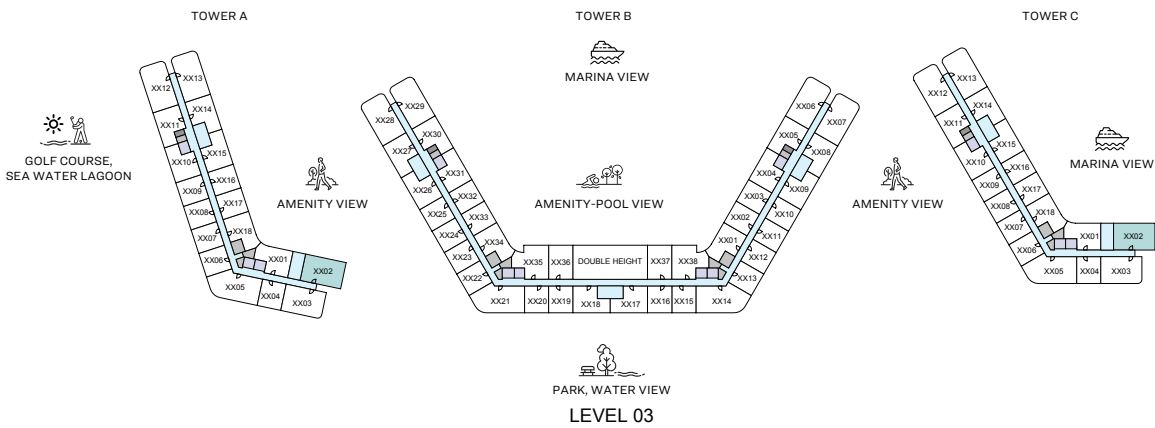
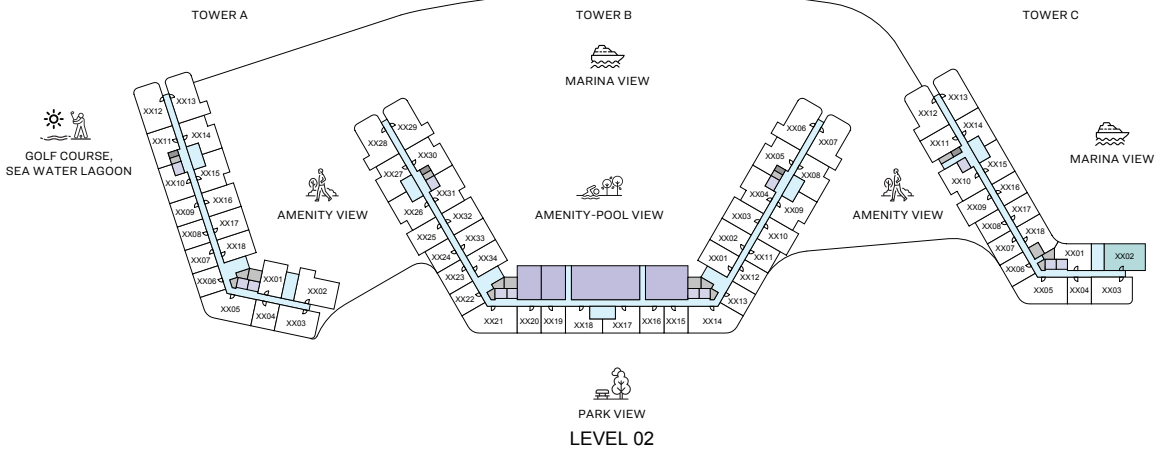
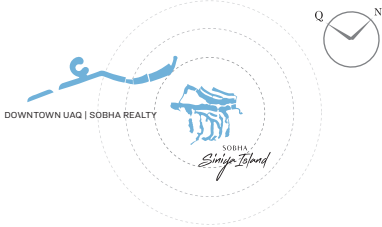
**TOTAL SALEABLE AREA**  
SUITE RANGE = 811.38 - 812.57 SQ.FT.  
BALCONY RANGE = 59.52 - 60.60 SQ.FT.  
TOTAL RANGE = 871.98 - 872.52 SQ.FT.

List of unit numbers with this unit plan:

### VIEWS

Park  
A-203, C-203

Park, Water View  
A-303, C-303, A-403, C-403, A-503,  
C-503, A-603, C-603, A-703, C-703



# 2

BEDROOM  
APARTMENT

## TYPE F

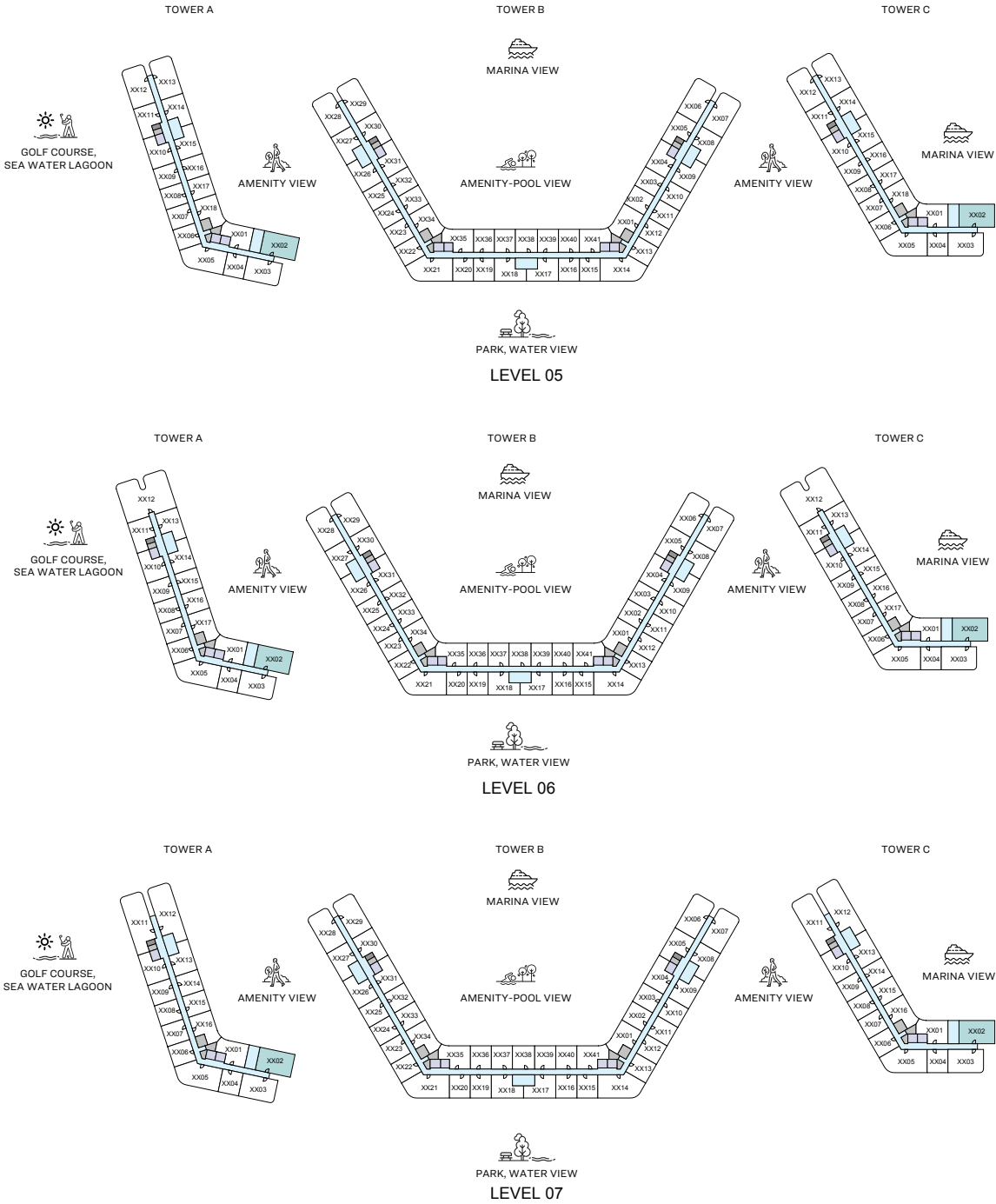
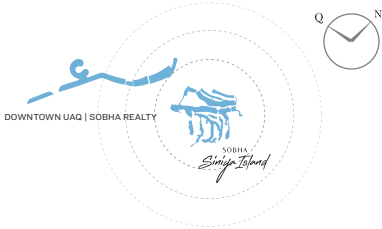
(with balcony)

**TOTAL SALEABLE AREA**  
SUITE RANGE = 806.32 - 807.29 SQ.FT.  
BALCONY RANGE = 60.39 - 60.49 SQ.FT.  
TOTAL RANGE = 866.82 - 867.79 SQ.FT.

List of unit numbers with this unit plan:

### VIEWS

- Amenity View  
A-302, A-402
- Marina View  
C-202, C-302, C-402, C-502, C-602, C-702
- Marina, Amenity View  
A-502, A-602, A-702



# 2

BEDROOM  
APARTMENT

## TYPE F

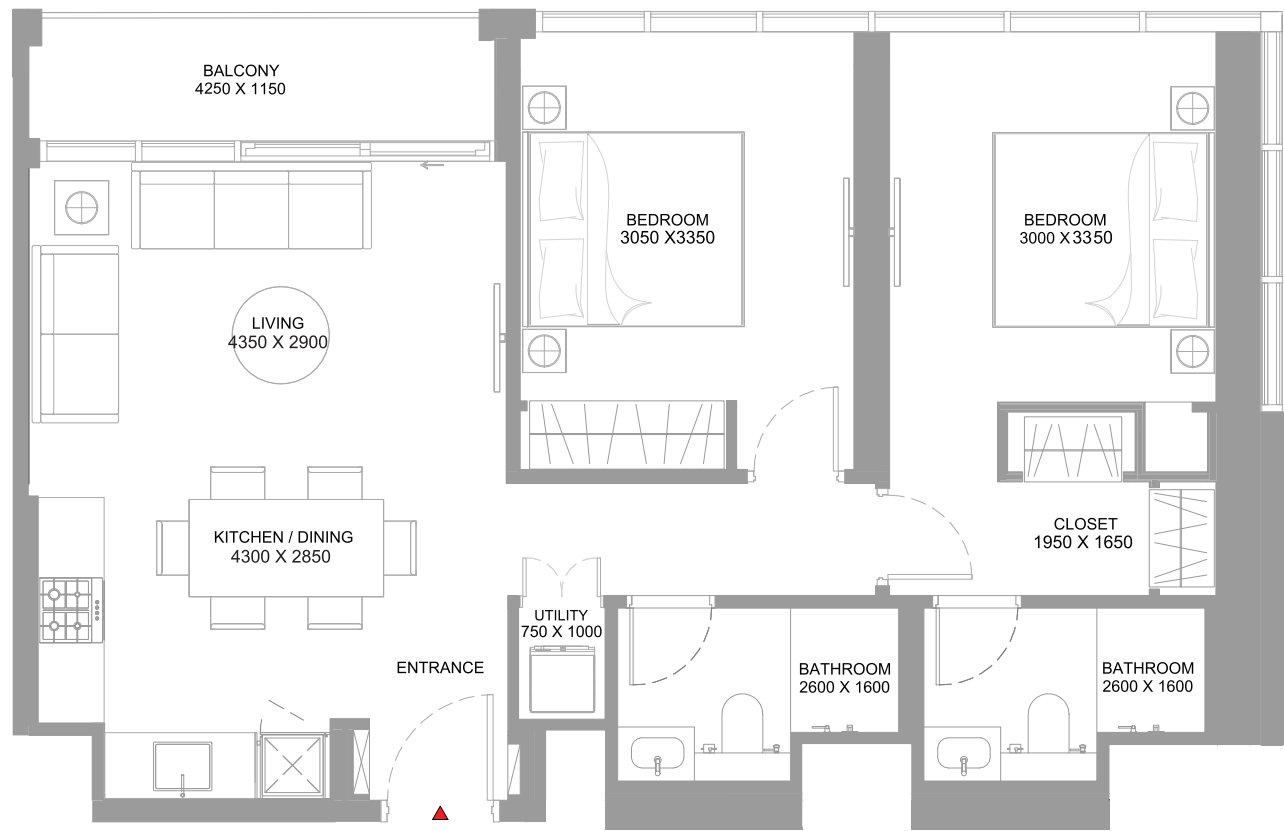
(with balcony)

**TOTAL SALEABLE AREA**  
SUITE RANGE = 806.32 - 807.29 SQ.FT.  
BALCONY RANGE = 60.39 - 60.49 SQ.FT.  
TOTAL RANGE = 866.82 - 867.79 SQ.FT.

List of unit numbers with this unit plan:

### VIEWS

- Amenity View  
A-302, A-402
- Marina View  
C-202, C-302, C-402, C-502, C-602, C-702
- Marina, Amenity View  
A-502, A-602, A-702



# 2

BEDROOM  
APARTMENT

## TYPE F

(with balcony)

**TOTAL SALEABLE AREA**  
SUITE RANGE = 806.32 - 807.29 SQ.FT.  
BALCONY RANGE = 60.39 - 60.49 SQ.FT.  
TOTAL RANGE = 866.82 - 867.79 SQ.FT.

List of unit numbers with this unit plan:

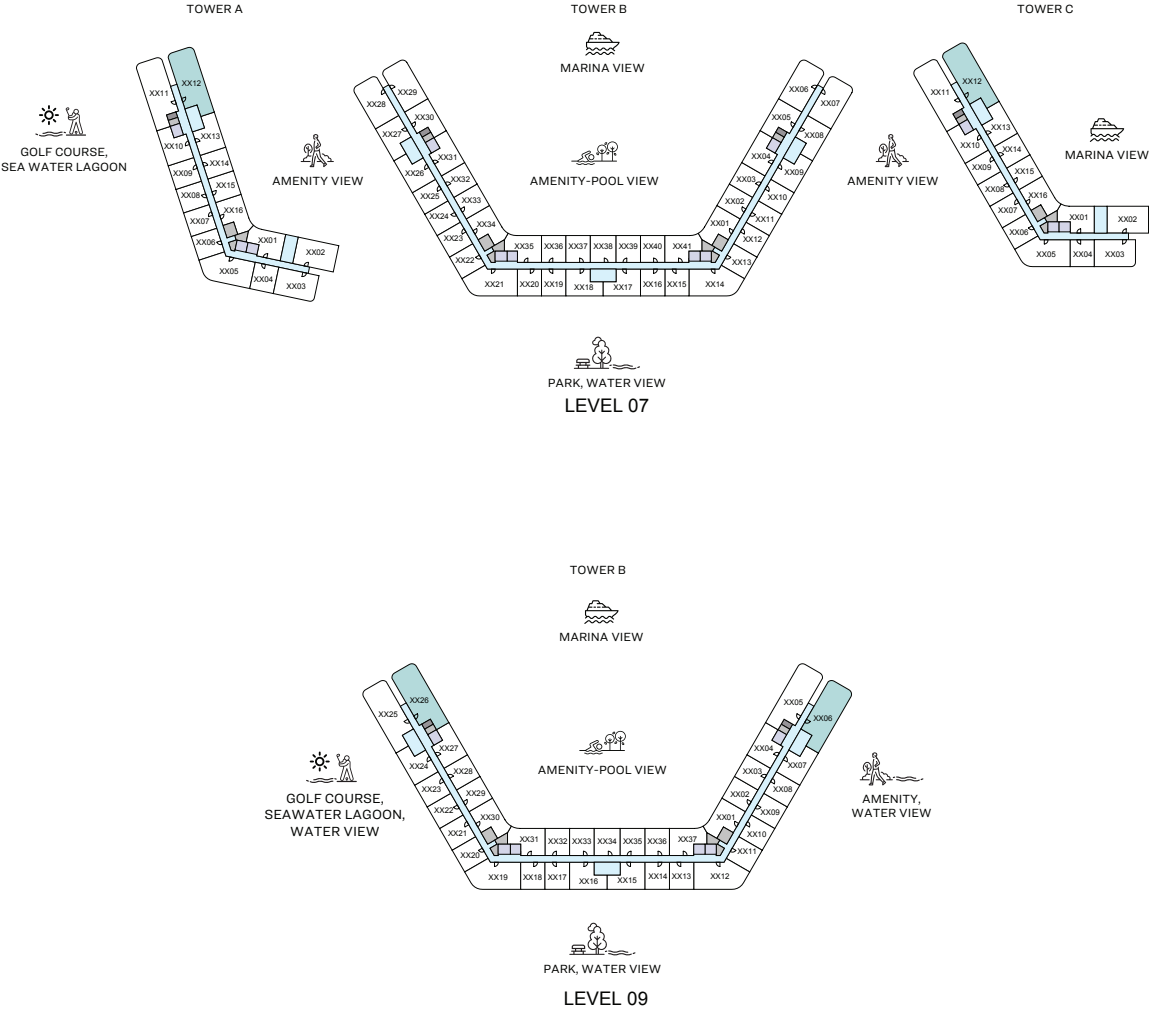
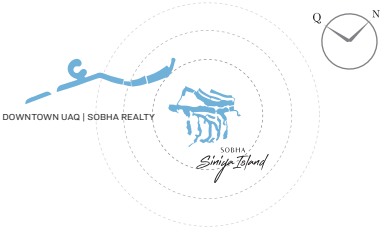
### VIEWS

Amenity View  
A-302, A-402

Marina View  
C-202, C-302, C-402, C-502, C-602, C-702

Marina, Amenity View  
A-502, A-602, A-702





# 2

BEDROOM  
APARTMENT

## TYPE G

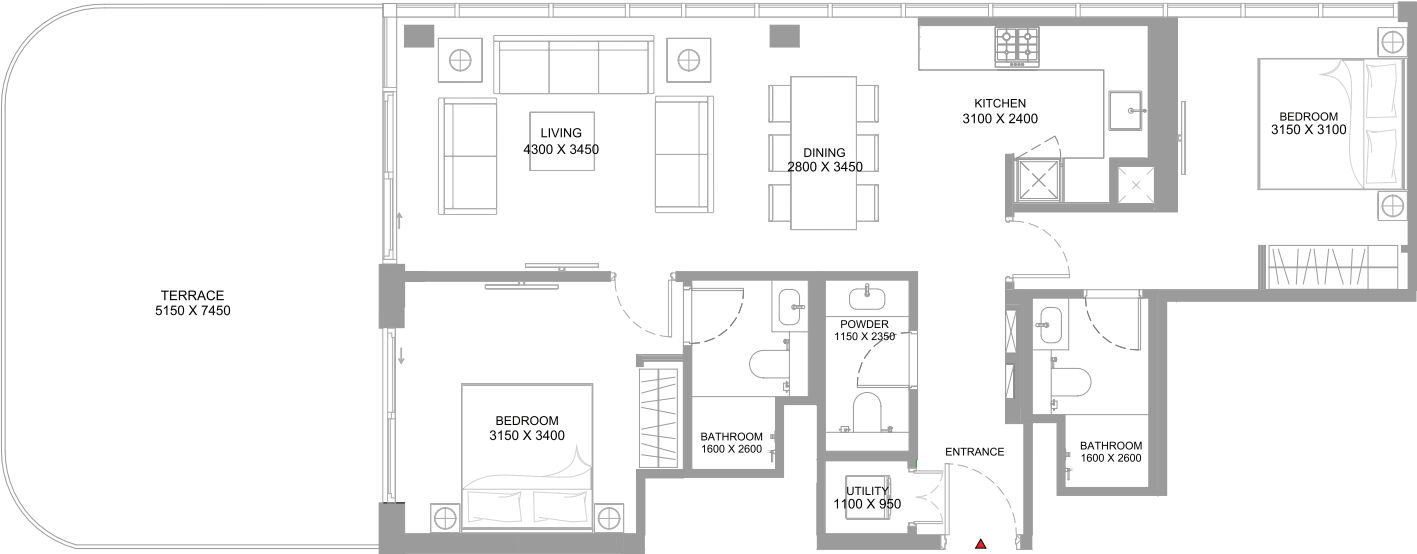
(with powder room + terrace)

**TOTAL SALEABLE AREA**  
SUITE RANGE = 942.70 - 943.67 SQ.FT.  
TERRACE RANGE = 415.49 - 415.92 SQ.FT.  
TOTAL RANGE = 1,358.41 - 1,359.16 SQ.FT.

List of unit numbers with this unit plan:

### VIEWS

- Marina View  
A-712, C-712
- Marina, Amenity View  
B-906, B-926



# 2

BEDROOM  
APARTMENT

## TYPE G

(with powder room + terrace)

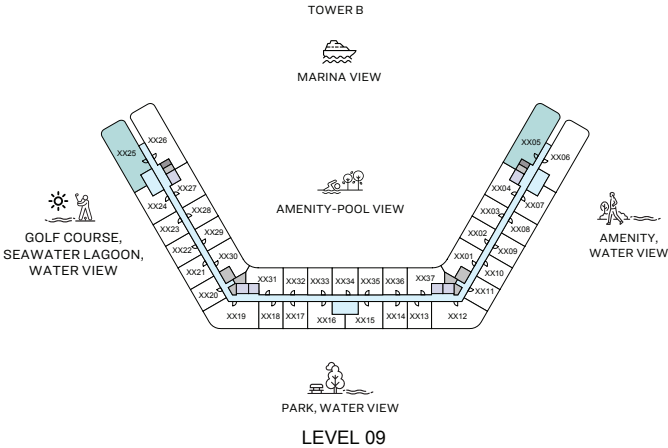
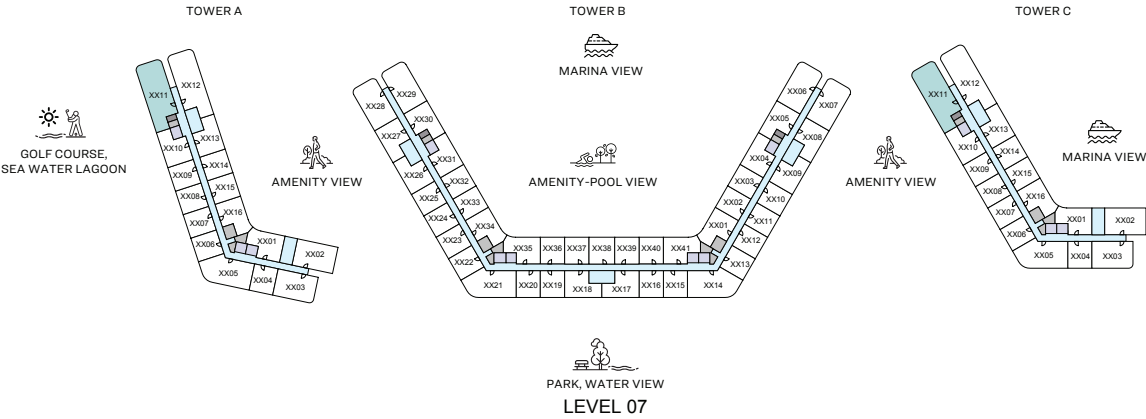
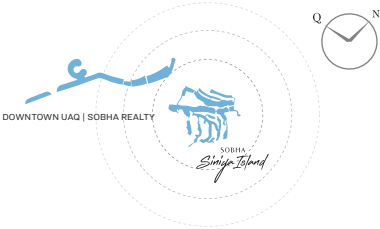
**TOTAL SALEABLE AREA**  
SUITE RANGE = 942.70 - 943.67 SQ.FT.  
TERRACE RANGE = 415.49 - 415.92 SQ.FT.  
TOTAL RANGE = 1,358.41 - 1,359.16 SQ.FT.

List of unit numbers with this unit plan:

### VIEWS

Marina View  
A-712, C-712

Marina, Amenity View  
B-906, B-926



2  
BEDROOM  
APARTMENT

TYPE G  
VARIANT 1  
(with powder room + terrace)

TOTAL SALEABLE AREA  
SUITE RANGE = 943.13 - 943.67 SQ.FT.  
TERRACE RANGE = 415.49 - 415.92 SQ.FT.  
TOTAL RANGE = 1,358.62 - 1,359.16 SQ.FT.

List of unit numbers with this unit plan:

VEIEWS

- Golf Course, Sea Water Lagoon, Marina View  
A-711
- Marina, Amenity View  
C-711
- Amenity, Pool, Marina View  
B-905

Golf Course, Sea Water Lagoon, Marina, Amenity View  
B-925



2  
BEDROOM  
APARTMENT

TYPE G  
VARIANT 1  
(with powder room + terrace)

TOTAL SALEABLE AREA  
SUITE RANGE = 943.13 - 943.67 SQ.FT.  
TERRACE RANGE = 415.49 - 415.92 SQ.FT.  
TOTAL RANGE = 1,358.62 - 1,359.16 SQ.FT.

List of unit numbers with this unit plan:

VIEWS

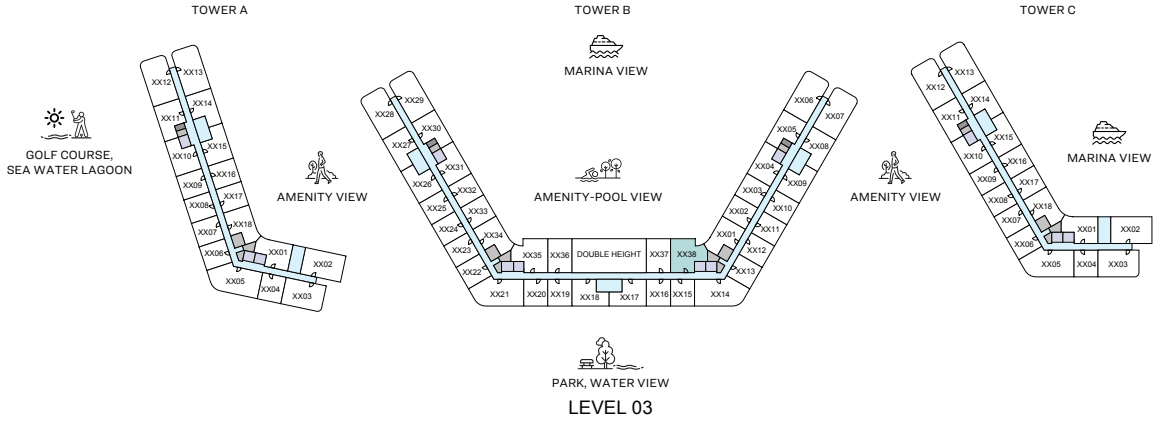
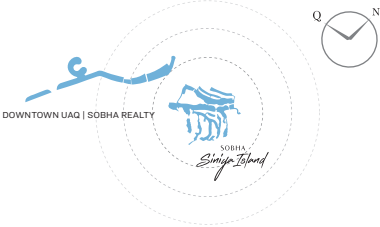
Golf Course, Sea Water Lagoon, Marina View  
A-711

Marina, Amenity View  
C-711

Amenity, Pool, Marina View  
B-905

Golf Course, Sea Water Lagoon, Marina, Amenity View  
B-925





2  
BEDROOM  
APARTMENT

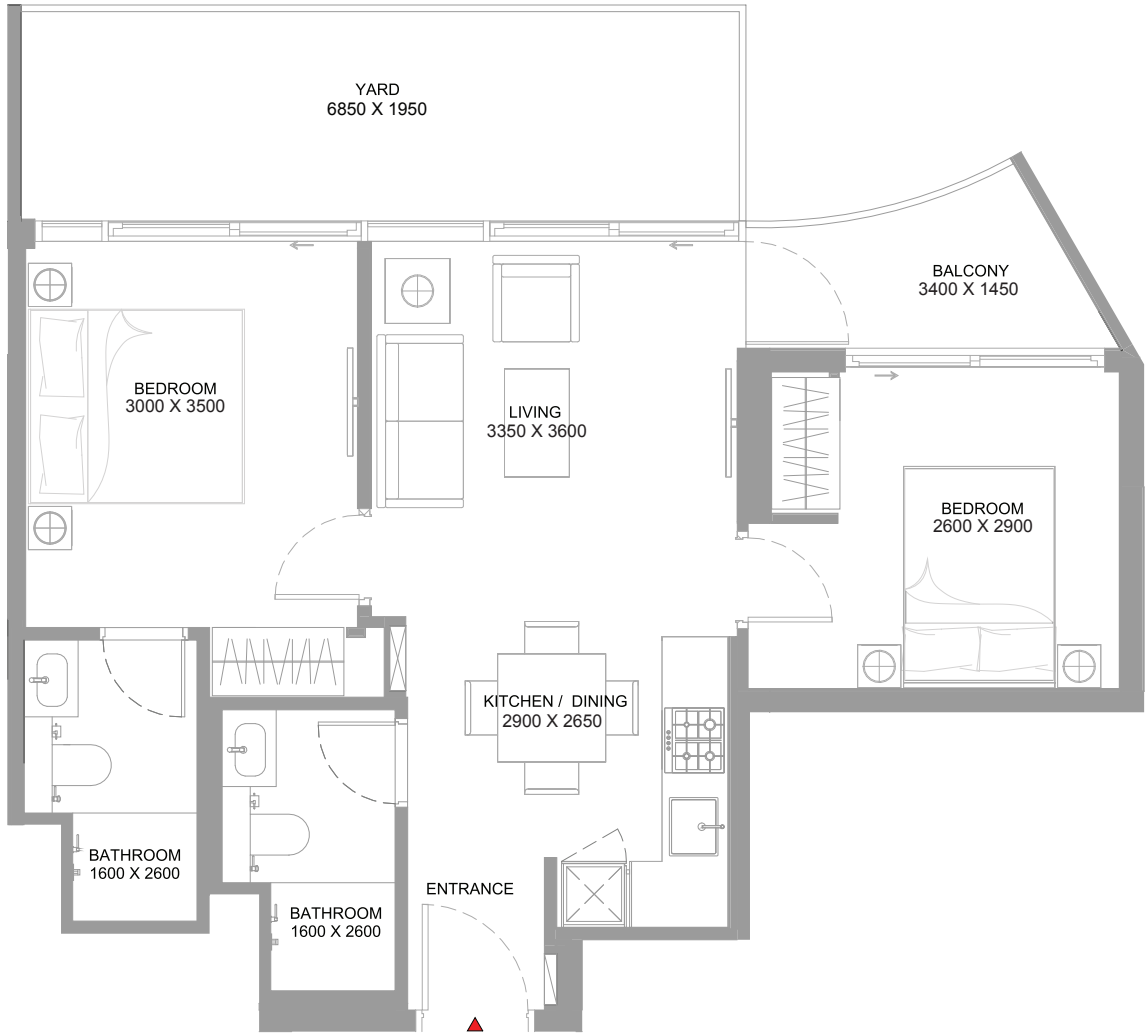
## TYPE H

(with balcony + yard)

**TOTAL SALEABLE AREA**  
SUITE = 622.26 SQ.FT.  
BALCONY & YARD = 202.90 SQ.FT.  
TOTAL = 825.16 SQ.FT.

List of unit numbers with this unit plan:

**VIEWS**  
Amenity, Pool View  
B-338



2  
BEDROOM  
APARTMENT

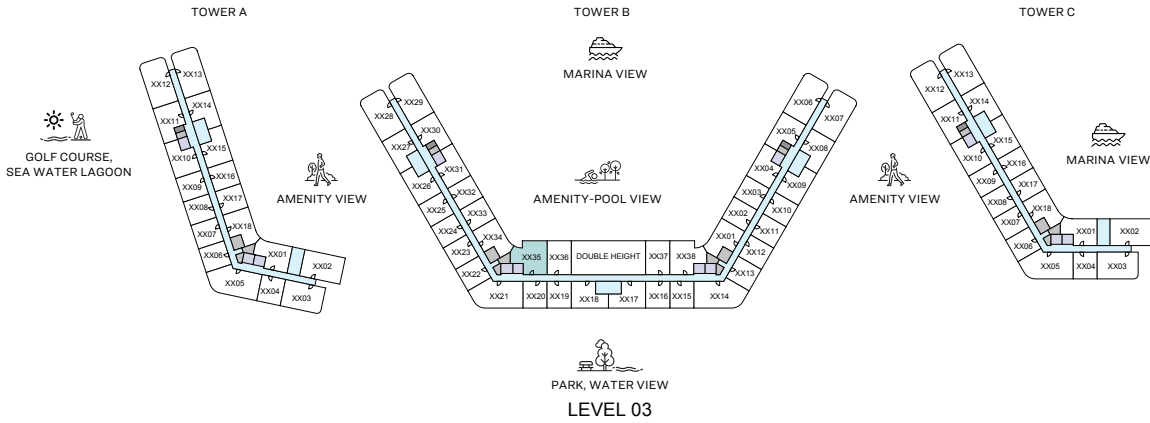
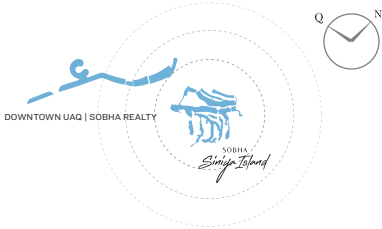
TYPE H  
(with balcony + yard)

TOTAL SALEABLE AREA  
SUITE = 622.26 SQ.FT.  
BALCONY & YARD = 202.90 SQ.FT.  
TOTAL = 825.16 SQ.FT.

List of unit numbers with this unit plan:

VIEWS

Amenity, Pool View  
B-338



2  
BEDROOM  
APARTMENT

TYPE H  
VARIANT 1  
(with balcony + yard)

TOTAL SALEABLE AREA  
SUITE = 622.26 SQ.FT.  
BALCONY & YARD = 202.90 SQ.FT.  
TOTAL = 825.16 SQ.FT.

List of unit numbers with this unit plan:

VEIEWS  
Amenity, Pool, Marina View  
B-335



2  
BEDROOM  
APARTMENT

TYPE H  
VARIANT 1  
(with balcony + yard)

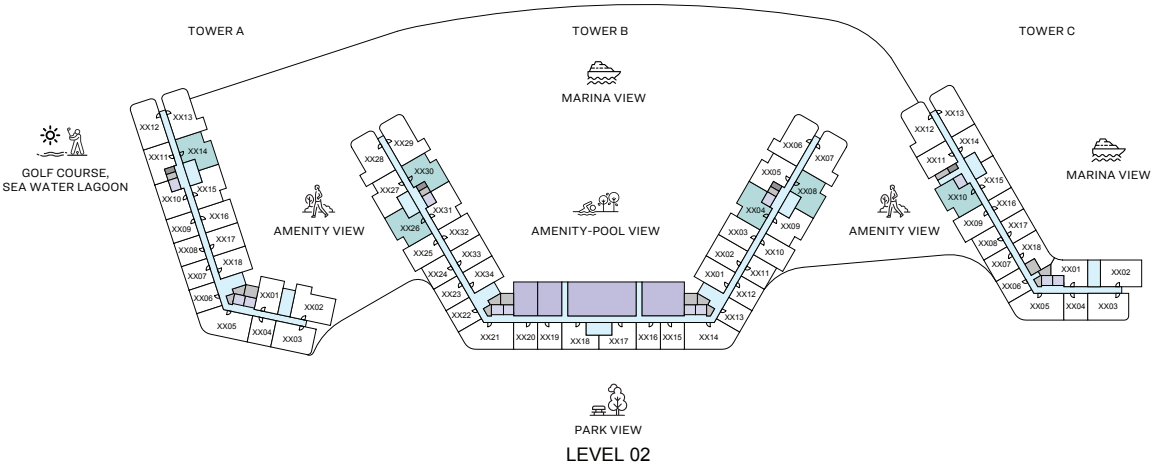
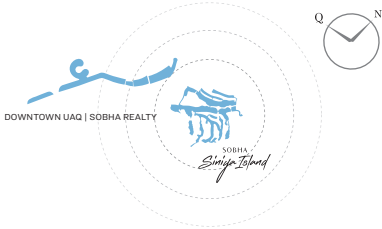
TOTAL SALEABLE AREA  
SUITE = 622.26 SQ.FT.  
BALCONY & YARD = 202.90 SQ.FT.  
TOTAL = 825.16 SQ.FT.

List of unit numbers with this unit plan:

VEIEWS

Amenity, Pool, Marina View  
B-335





# 2

BEDROOM  
APARTMENT

## TYPE I

(with yard)

**TOTAL SALEABLE AREA**  
SUITE RANGE = 652.08 - 654.66 SQ.FT.  
YARD RANGE = 154.03 - 154.14 SQ.FT.  
TOTAL RANGE = 806.11 - 808.80 SQ.FT.

List of unit numbers with this unit plan:

- VIEWS**
- Amenity View  
A-214, B-208, B-226, C-210
- Amenity, Pool View  
B-204, B-230



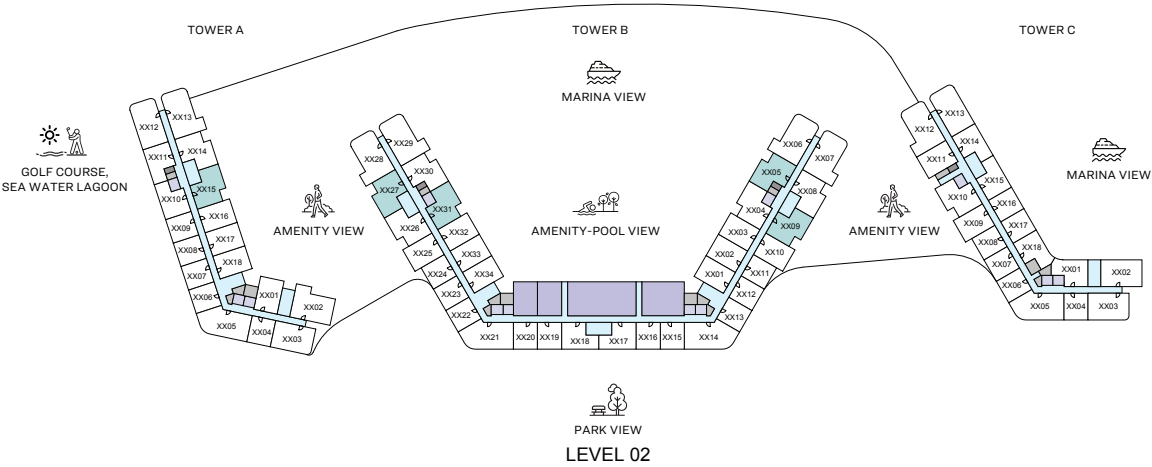
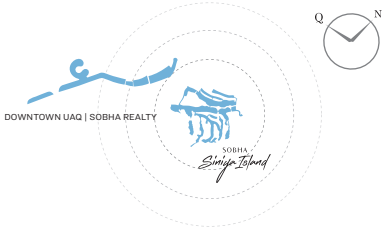
2  
BEDROOM  
APARTMENT

TYPE I  
(with yard)

TOTAL SALEABLE AREA  
SUITE RANGE = 652.08 - 654.66 SQ.FT.  
YARD RANGE = 154.03 - 154.14 SQ.FT.  
TOTAL RANGE = 806.11 - 808.80 SQ.FT.

List of unit numbers with this unit plan:

- VIEWS**
- Amenity View  
A-214, B-208, B-226, C-210
- Amenity, Pool View  
B-204, B-230



# 2

BEDROOM  
APARTMENT

## TYPE I VARIANT 1 (with yard)

**TOTAL SALEABLE AREA**  
SUITE RANGE = 652.19 - 653.58 SQ.FT.  
YARD = 154.03 SQ.FT.  
TOTAL RANGE = 806.22 - 807.62 SQ.FT.

List of unit numbers with this unit plan:

### VIEWS

- Amenity View  
A-215, B-209, B-227
- Amenity, Pool View  
B-205, B-231



2  
BEDROOM  
APARTMENT

TYPE I  
VARIANT 1  
(with yard)

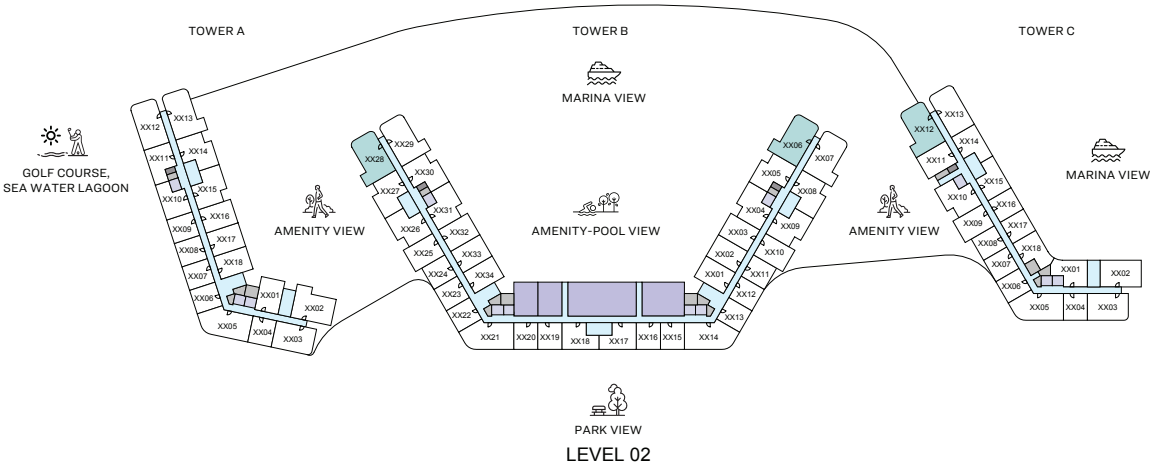
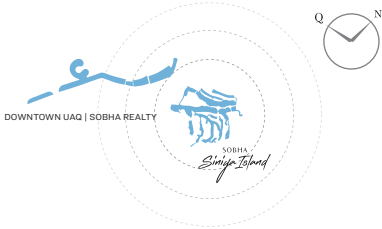
TOTAL SALEABLE AREA  
SUITE RANGE = 652.19 - 653.58 SQ.FT.  
YARD = 154.03 SQ.FT.  
TOTAL RANGE = 806.22 - 807.62 SQ.FT.

List of unit numbers with this unit plan:

VEIEWS

Amenity View  
A-215, B-209, B-227

Amenity, Pool View  
B-205, B-231



# 2

BEDROOM  
APARTMENT

## TYPE J

(with balcony + yard)

**TOTAL SALEABLE AREA**  
SUITE RANGE = 877.69 - 879.30 SQ.FT.  
BALCONY & YARD RANGE = 186.54 - 186.65 SQ.FT.  
TOTAL RANGE = 1,064.23 - 1,065.95 SQ.FT.

List of unit numbers with this unit plan:

- VIEWS**
- Amenity View  
B-228, C-212
- Amenity, Pool View  
B-206





2  
BEDROOM  
APARTMENT

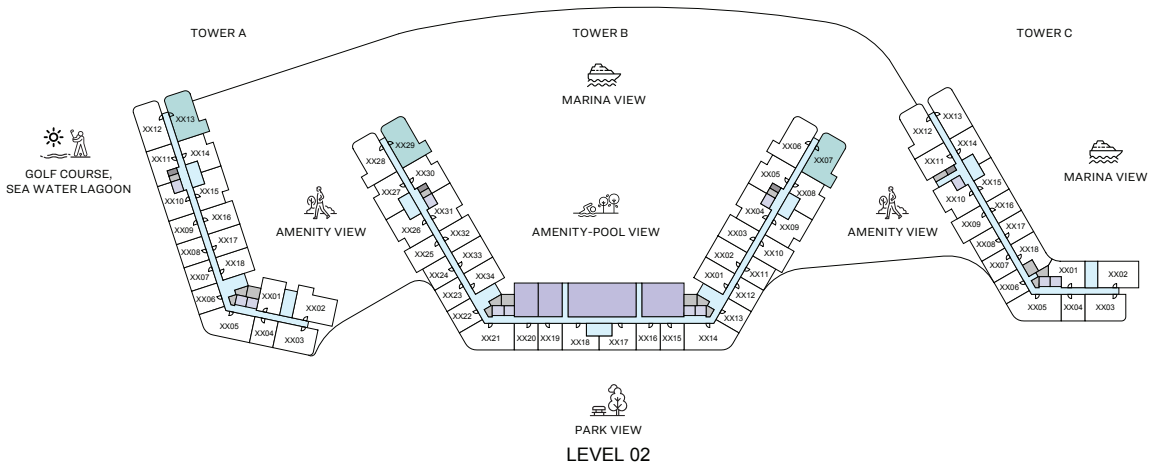
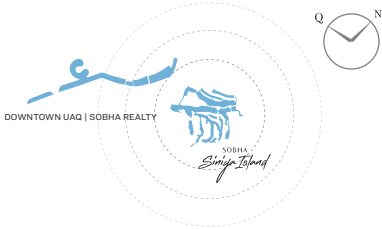
TYPE J  
(with balcony + yard)

TOTAL SALEABLE AREA  
SUITE RANGE = 877.69 - 879.30 SQ.FT.  
BALCONY & YARD RANGE = 186.54 - 186.65 SQ.FT.  
TOTAL RANGE = 1,064.23 - 1,065.95 SQ.FT.

List of unit numbers with this unit plan:

VIEWS

- Amenity View  
B-228, C-212
- Amenity, Pool View  
B-206



2  
BEDROOM  
APARTMENT

## TYPE J VARIANT 1

(with balcony + yard)

**TOTAL SALEABLE AREA**  
SUITE RANGE = 877.80 - 878.98 SQ.FT.  
BALCONY & YARD = 186.54 SQ.FT.  
TOTAL RANGE = 1,064.34 - 1,065.52 SQ.FT.

List of unit numbers with this unit plan:

### VIEWS

- Amenity View  
B-207
- Amenity, Pool View  
B-229
- Marina View  
A-213



# 2

BEDROOM  
APARTMENT

## TYPE J VARIANT 1

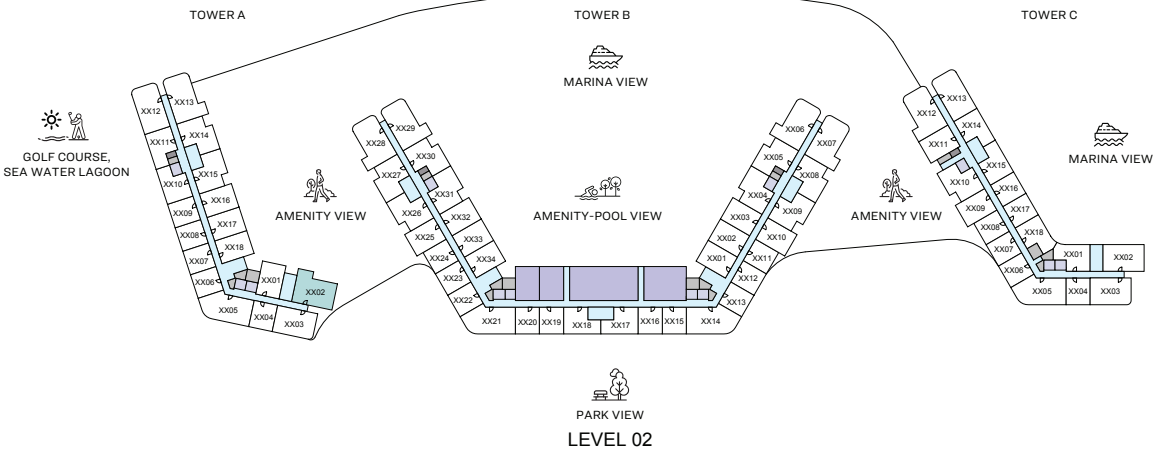
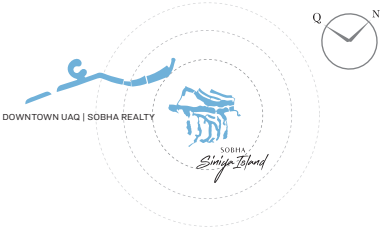
(with balcony + yard)

**TOTAL SALEABLE AREA**  
SUITE RANGE = 877.80 - 878.98 SQ.FT.  
BALCONY & YARD = 186.54 SQ.FT.  
TOTAL RANGE = 1,064.34 - 1,065.52 SQ.FT.

List of unit numbers with this unit plan:

### VIEWS

- Amenity View  
B-207
- Amenity, Pool View  
B-229
- Marina View  
A-213



2  
BEDROOM  
APARTMENT

TYPE K  
(with yard)

TOTAL SALEABLE AREA  
SUITE = 862.30 SQ.FT.  
YARD = 97.52 SQ.FT.  
TOTAL = 959.82 SQ.FT.

List of unit numbers with this unit plan:

VIEWS  
Amenity View  
A-202



2  
BEDROOM  
APARTMENT

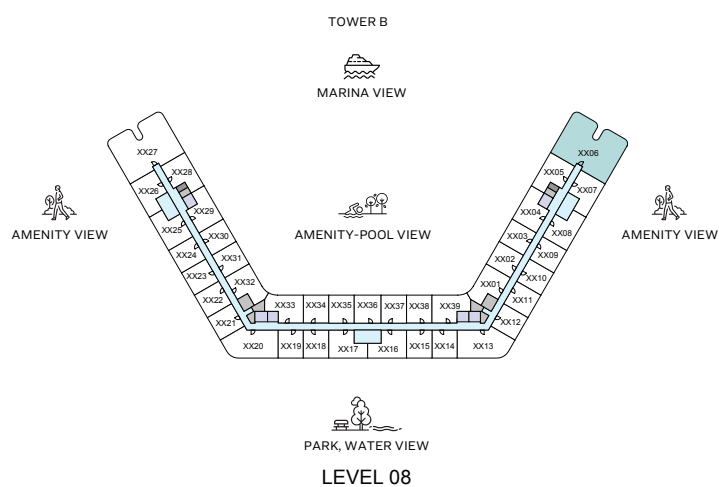
TYPE K  
(with yard)

TOTAL SALEABLE AREA  
SUITE = 862.30 SQ.FT.  
YARD = 97.52 SQ.FT.  
TOTAL = 959.82 SQ.FT.

List of unit numbers with this unit plan:

VIEWS  
Amenity View  
A-202





# 3

## BEDROOM APARTMENT

## TYPE A

**TOTAL SALEABLE AREA**  
SUITE = 1,300.28 SQ.FT.  
TERRACE = 874.46 SQ.FT.  
TOTAL = 2,174.74 SQ.FT.

## VIEWS

Amenity, Pool, Marina View  
B-806



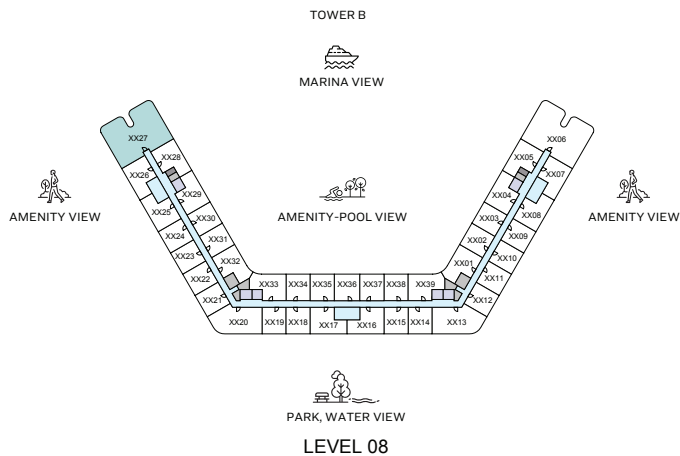
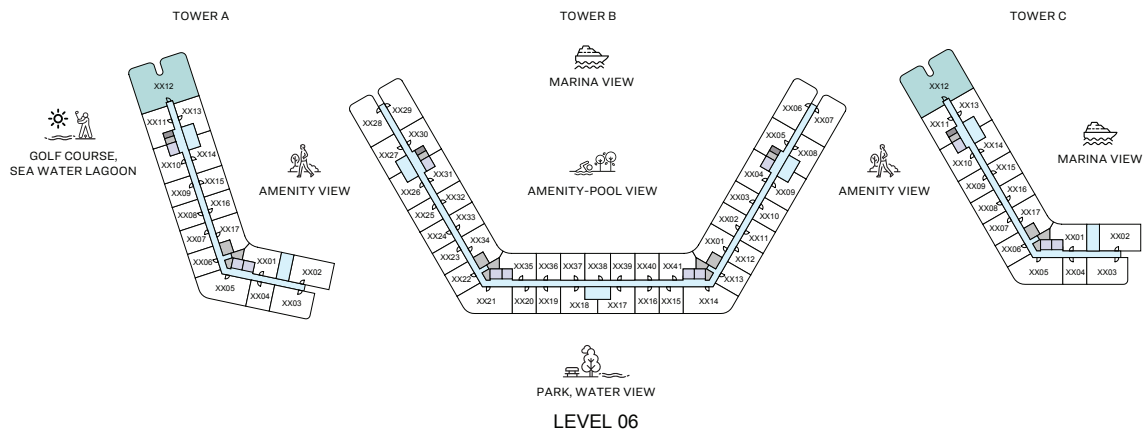
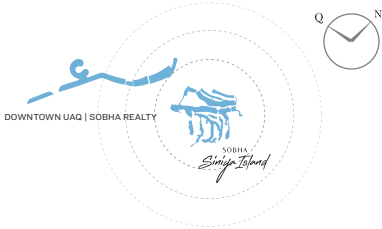
3  
BEDROOM  
APARTMENT

TYPE A  
(with powder room + terrace)

TOTAL SALEABLE AREA  
SUITE = 1,300.28 SQ.FT.  
TERRACE = 874.46 SQ.FT.  
TOTAL = 2,174.74 SQ.FT.

List of unit numbers with this unit plan:

VIEWS  
Amenity, Pool, Marina View  
B-806



3  
BEDROOM  
APARTMENT

## TYPE A VARIANT 1

(with powder room + terrace)

**TOTAL SALEABLE AREA**  
SUITE RANGE = 1,300.07 - 1,300.28 SQ.FT.  
TERRACE = 874.46 SQ.FT.  
TOTAL RANGE = 2,174.53 - 2,174.74 SQ.FT.

List of unit numbers with this unit plan:

### VIEWS

Amenity, Pool, Marina View  
B-827

Golf Course, Sea Water Lagoon, Marina View  
A-612

Marina, Amenity View  
C-612



# 3

BEDROOM  
APARTMENT

## TYPE A VARIANT 1

(with powder room + terrace)

**TOTAL SALEABLE AREA**  
SUITE RANGE = 1,300.07 - 1,300.28 SQ.FT.  
TERRACE = 874.46 SQ.FT.  
TOTAL RANGE = 2,174.53 - 2,174.74 SQ.FT.

List of unit numbers with this unit plan:

### VIEWS

- Amenity, Pool, Marina View  
B-827
- Golf Course, Sea Water Lagoon, Marina View  
A-612
- Marina, Amenity View  
C-612



SOBHA  
REALTY

PRINCIPAL PARTNER TO





**Disclaimer:**

The images use computer graphics technology (photorealistic rendering) to showcase the building and apartment's design, including the façade, elevations, and interiors. All furniture, lighting, finishes, facade, and art shown are for marketing purposes only. All contents in these images are for illustrative purposes only and subject to change.

The images shown are for illustration purposes only and may not be an exact representation of the product

The Amenities mentioned are only representational and informative. Information, images and visuals, or locations shown hereby are only an indicative of the envisaged developments and the same are subject to approvals from local authorities. The Developer reserves rights to make additions, deletions, alterations, or amendments without prior notice.



SOBHA  
REALTY

