

INTRODUCING

PRISTINE

BEACH RESIDENCES

THE SEA IS CALLING YOU HOME

Welcome to Pristine Beach Residences - a blend of contemporary elegance with the serenity of coastal living.

Wake up to the rhythm of the waves, unwind on golden shores, or embrace the thrill of waterside adventures. Whether seeking tranquility or connection, these beachfront residences offer a life where every sunrise inspires and every sunset feels like home.

ACD SEPTEMBER 2029

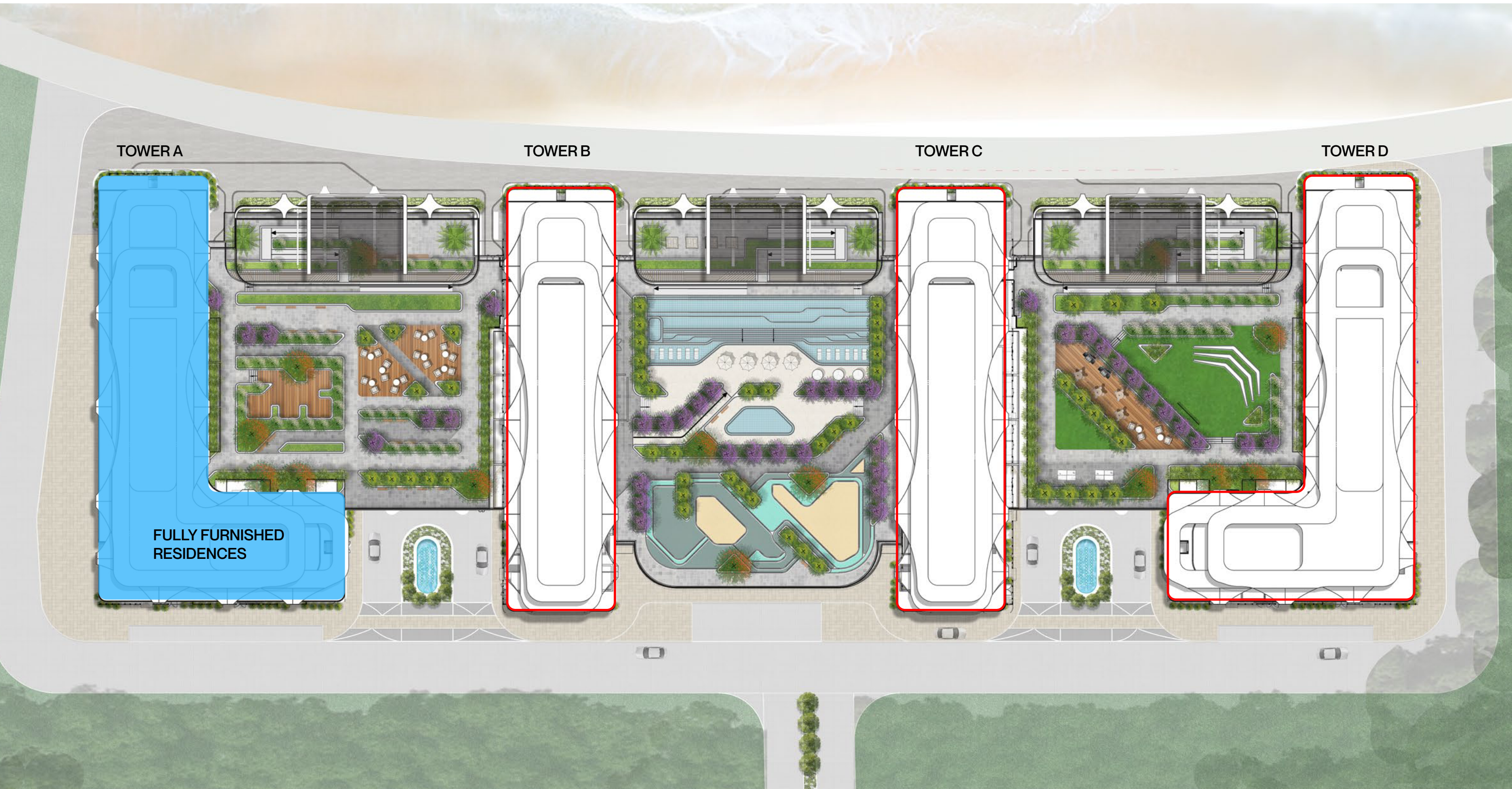


LOCATION ON MASTERPLAN



PRISTINE BEACH RESIDENCES

SITEPLAN





EVERY PATH LEADS TO ADVENTURE OR PEACE

At the dawn of Sobha Siniya Island lies the final cluster of Beach Residences - a place where every arrival feels like a return. Positioned at the very entrance of Beach Residences at Sobha Siniya Island, connected directly to the sweeping 1.7 km bridge from the mainland, this is more than just a home - it's your welcome into island life.

THE JOURNEY BEGINS AND THE SEA NEVER ENDS

At Pristine Beach Residences, your day is framed with sweeping views of the Arabian Sea on one side and a ribbon of lush green parks on the other. Every corner, every moment, every element is designed to soothe, inspire, and awaken the senses. Just minutes from two luxurious resorts, you're close to indulgence yet cocooned in tranquility.

LIFE BETWEEN THE WAVES AND THE GREENS

Mornings begin with the hush of waves and end with golden light melting into the horizon. Stroll barefoot along the shore, or dive into adrenaline with beachside water sports that spark joy and freedom. Behind you, trails lead through green parks and onward to a golf course just minutes away. This last enclave in the Beach Residences is more than a final piece - it's a place where the island breathes around you and every moment feels deeply your own.

A FLEETING MOMENT, A TIMELESS ESCAPE -
THE LAST WAVE CALLING YOU HOME.





YOUR FULLY FURNISHED RETREAT AWAITS

Experience effortless luxury at Pristine Beach Residences, Tower A. Each unit is fully furnished, with every detail meticulously crafted for immediate comfort and style. Simply pack your bags and start enjoying a life of sophistication and ease from day one.

EFFORTLESS PROPERTY MANAGEMENT

STAY CONFIDENT

For the first time, Beach Residences at Sobha Siniya Island proudly offers post-handover property management services, designed to simplify your life and secure your investment with Stay by Latinem.

At Stay by Latinem, property management is effortless, allowing you to maximize your investment returns without lifting a finger. From the moment you decide to list your property, every aspect of the process is handled, ensuring a smooth and profitable experience.



STAY BY LATINEM



LEAVE THE DETAILS TO US

A comprehensive property management solution that takes care of everything, from onboarding to day-to-day operations.

SERVICES INCLUDE:

- Listing your property across multiple holiday platforms
- Dynamic pricing strategies designed to maximize your earnings.

Our goal is simple: to ensure you achieve the highest possible returns with minimal effort.

TYPES OF SERVICES WE PROVIDE TO HOMEOWNERS:

- Owner dashboard and app
- Professional photography of apartment
- Payment of tourism tax
- Monthly reports
- Daily pricing
- DTCM registration
- Housekeeping & upkeep
- Organizing maintenance
- Client relationship manager
- Guest vetting

TYPES OF SERVICES WE PROVIDE TO GUESTS

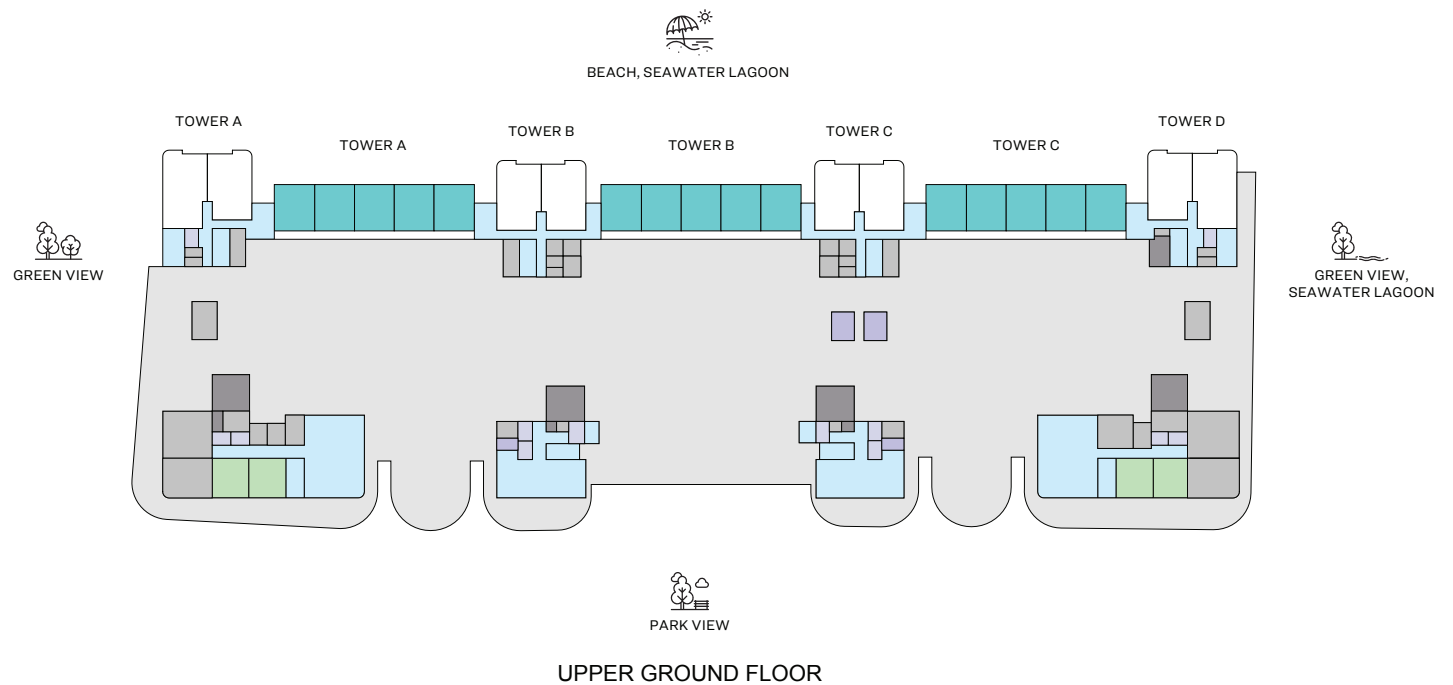
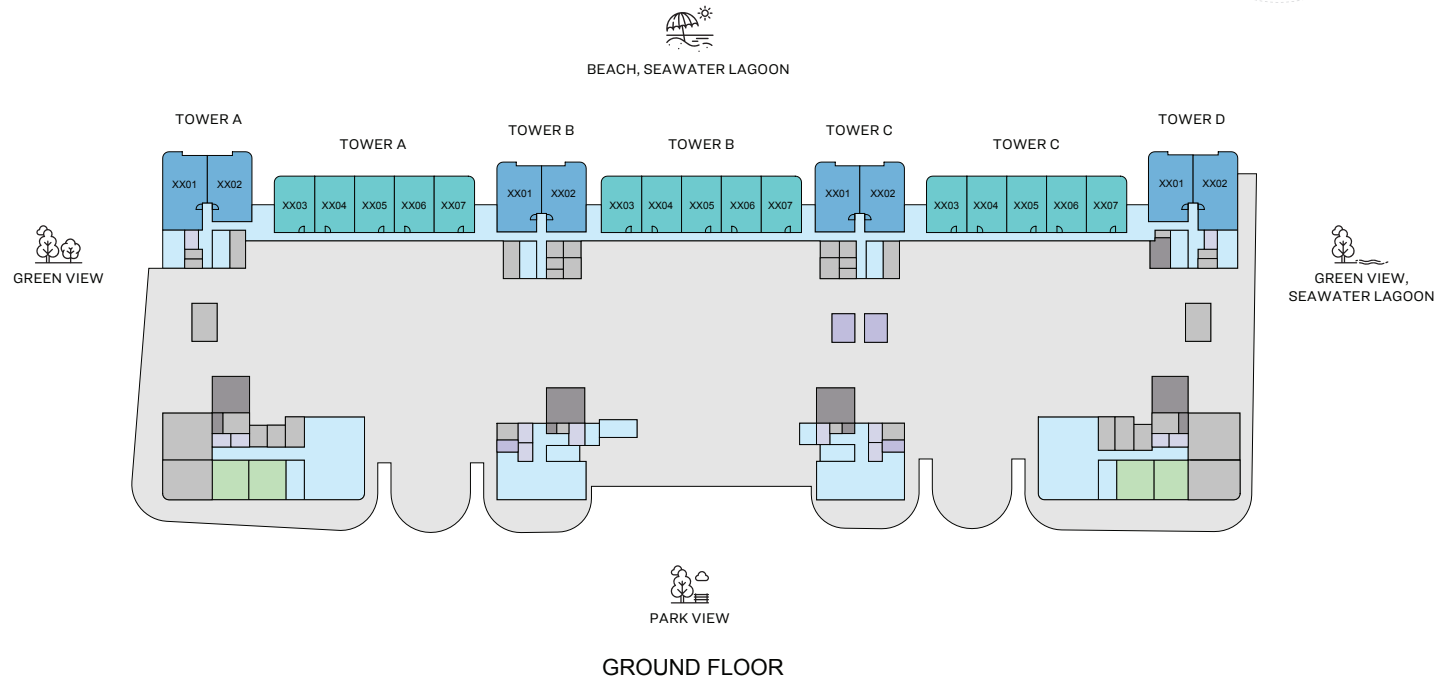
- World class community stay
- Luxury linens and towels
- Premium amenities
- Quick communication
- Personalized Check-in/Check-Out

Stay by Latinem, commits on delivering exceptional service to both property owners and guests, ensuring that every stay is a memorable one.



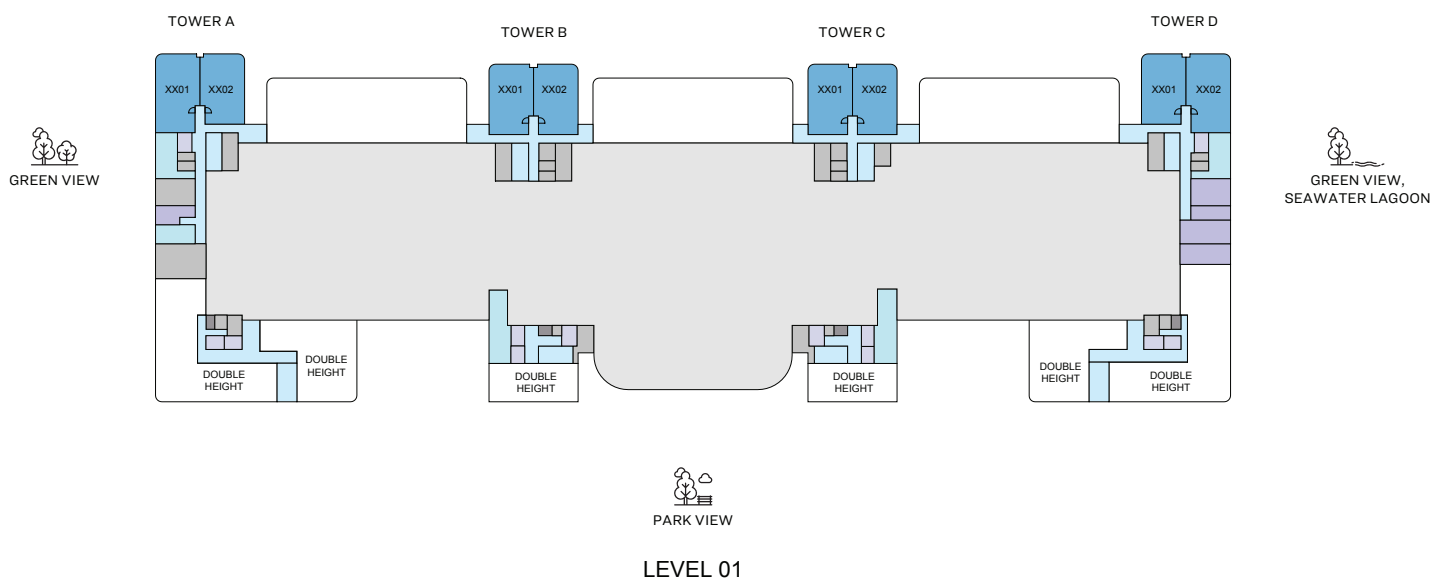
FLOOR AND UNIT PLANS

PRISTINE
BEACH RESIDENCES

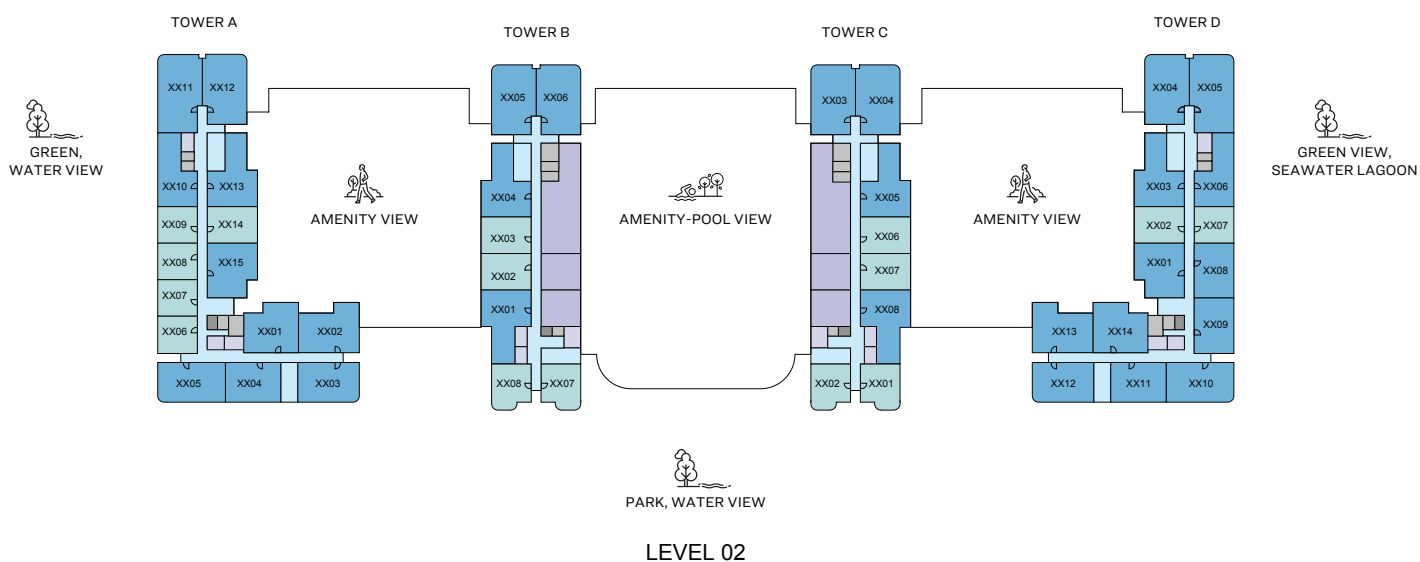


1 BED UNIT	2 BED DUPLEX	CIRCULATION	SERVICES	RETAIL
2 BED UNIT	PARKING	GARBAGE	LIFT	

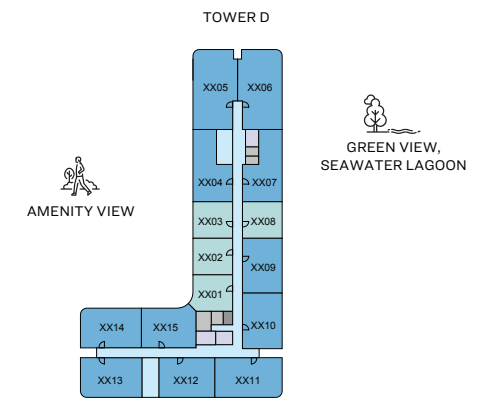
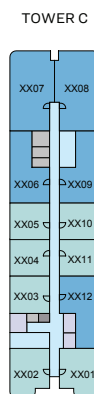
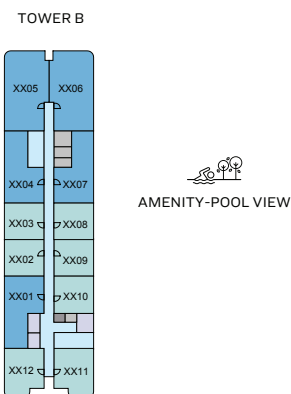
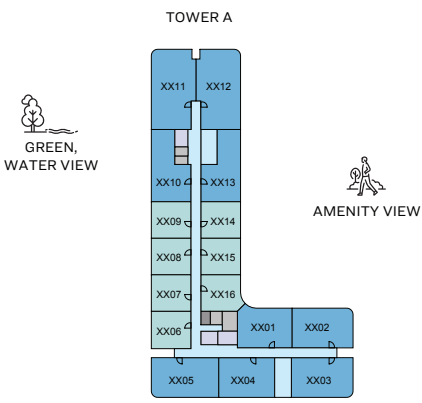
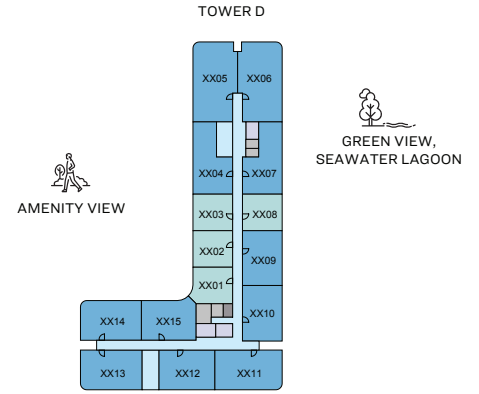
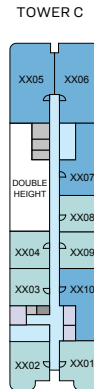
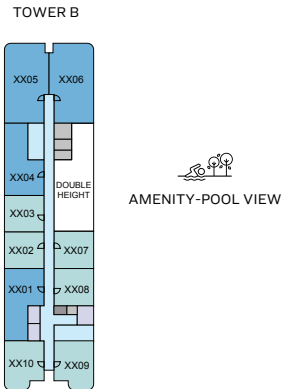
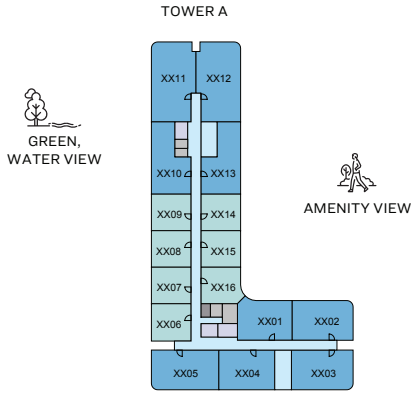
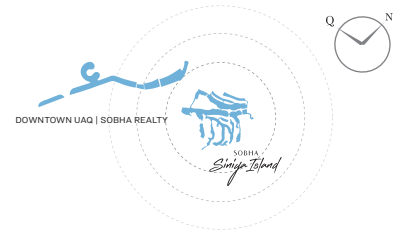
BEACH, SEAWATER LAGOON



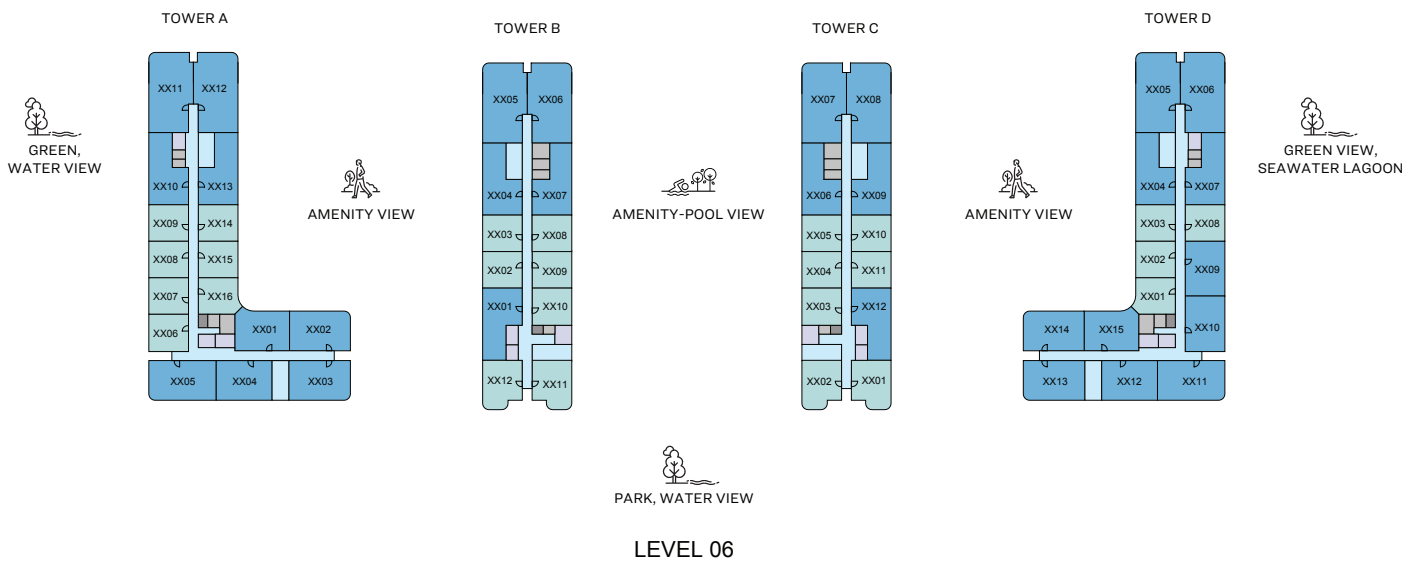
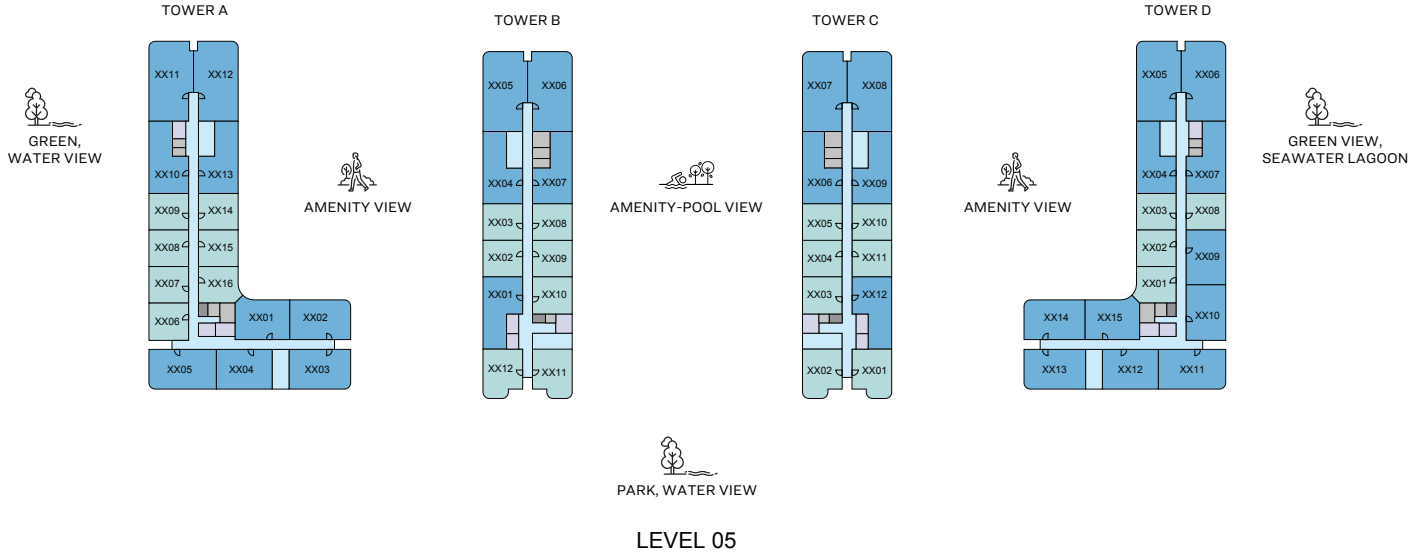
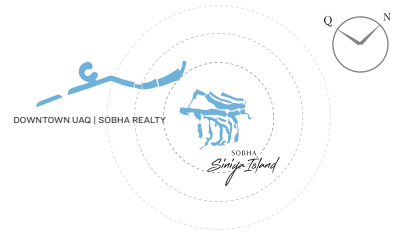
SEAWATER LAGOON



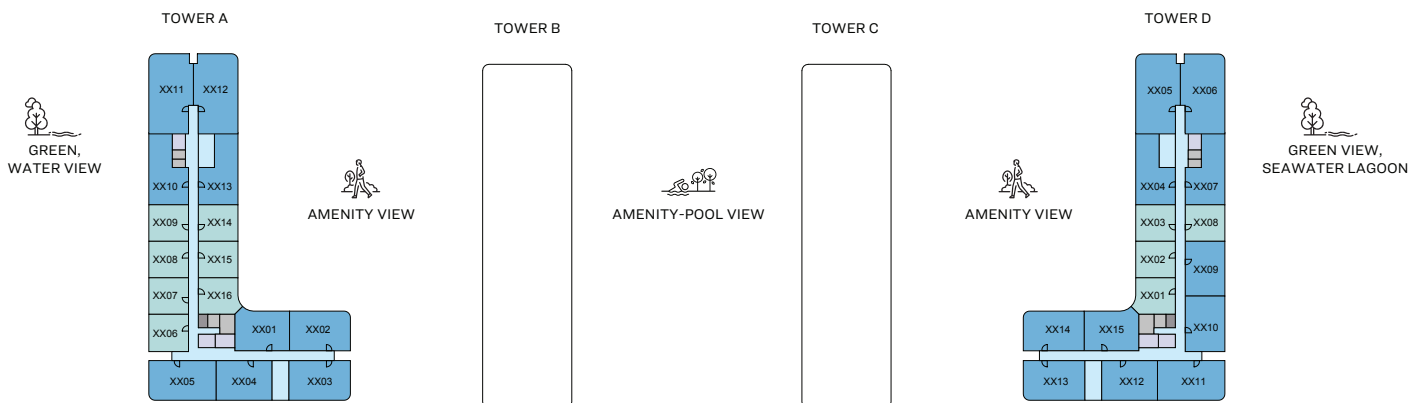
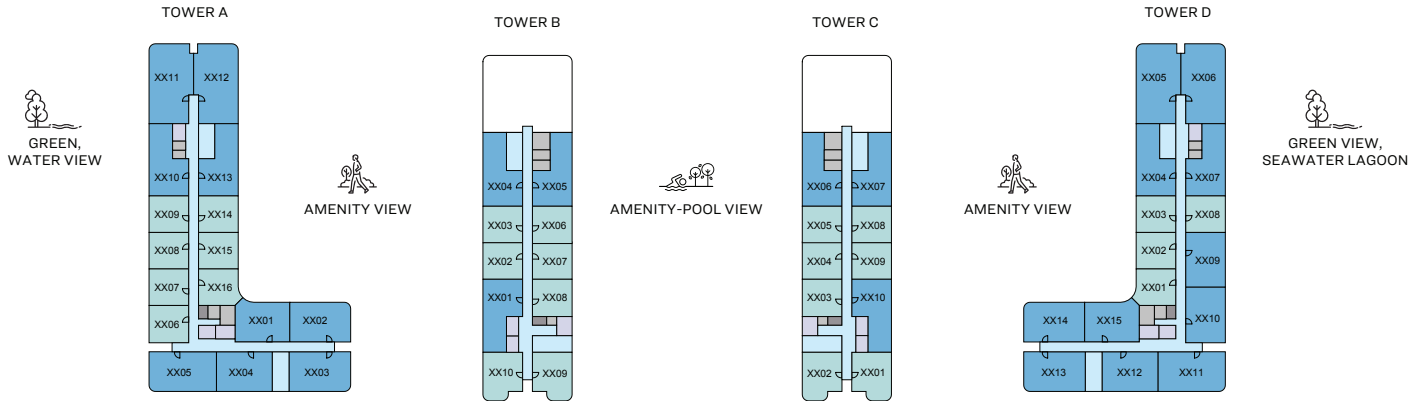
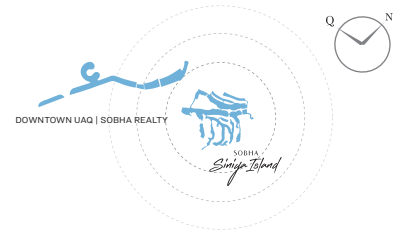
1 BED UNIT
2 BED UNIT
PARKING
CIRCULATION
GARBAGE
SERVICES
LIFT
RETAIL



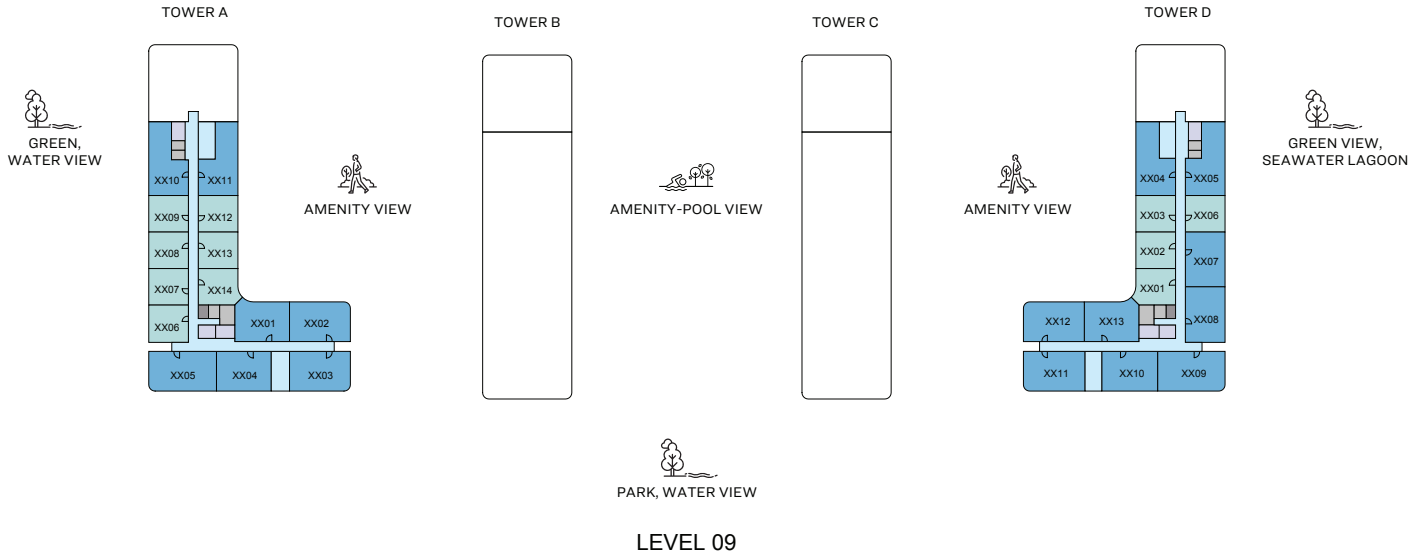
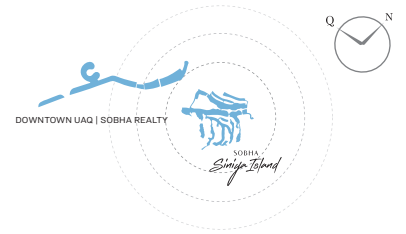
1 BED UNIT	PARKING	GARBAGE	LIFT
2 BED UNIT	CIRCULATION	SERVICES	RETAIL



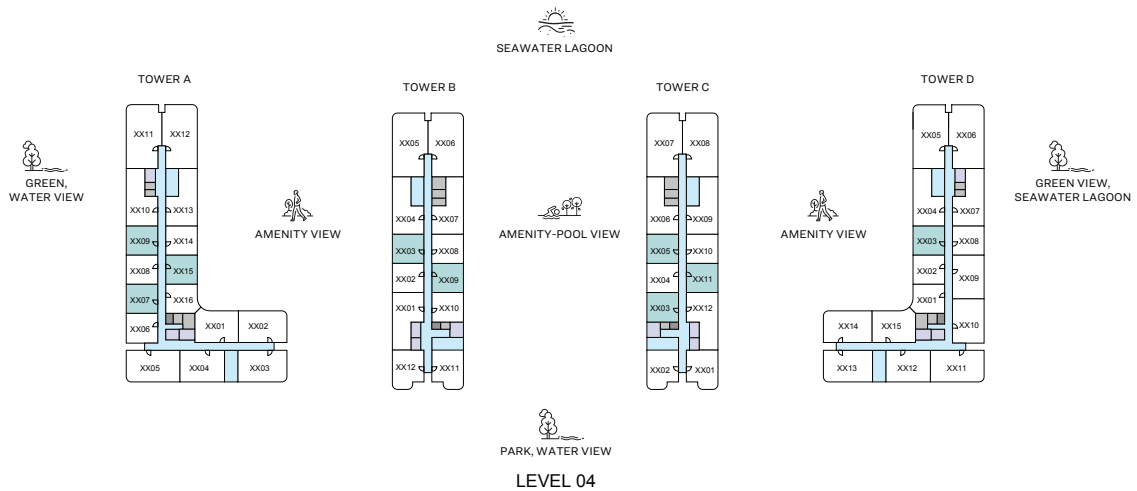
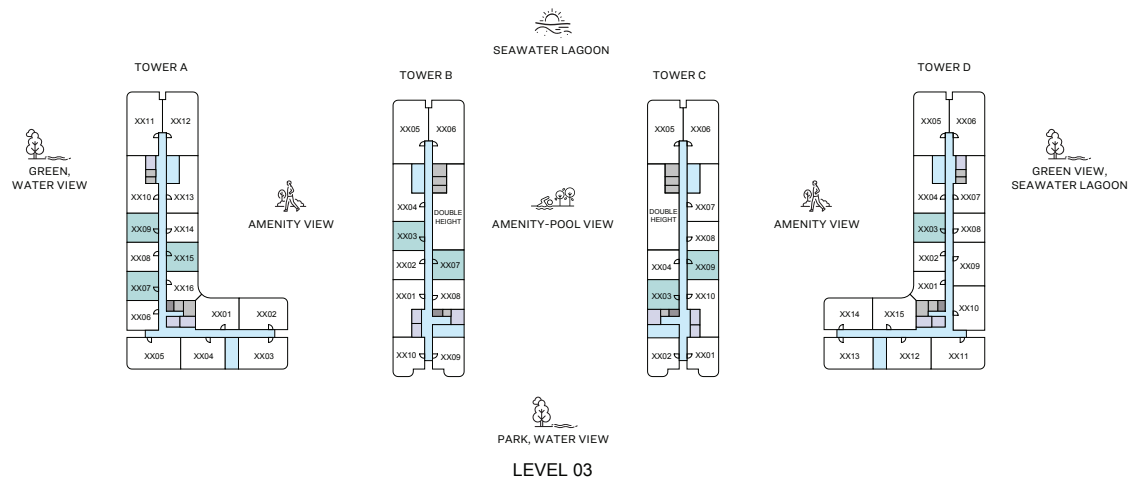
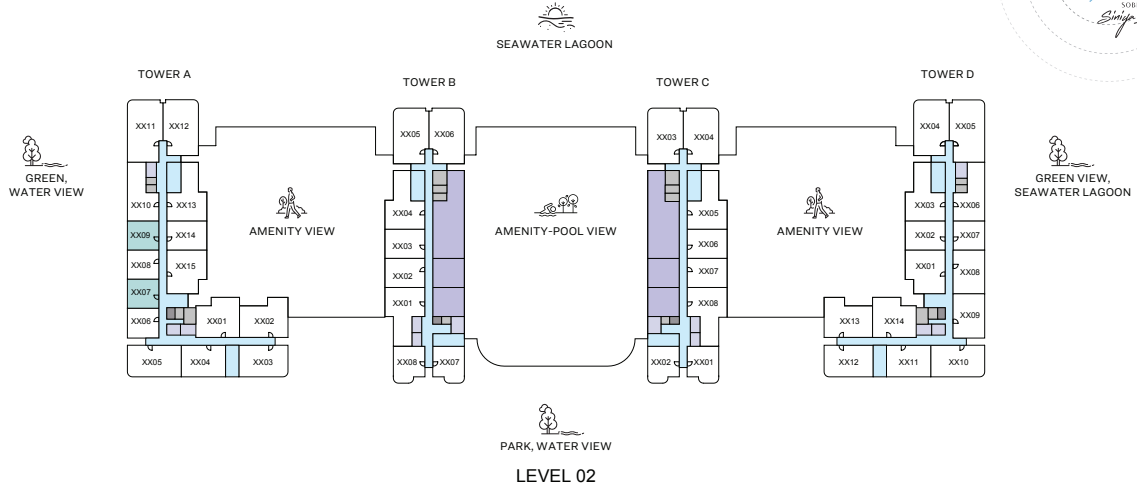
1 BED UNIT	PARKING	GARBAGE	LIFT
2 BED UNIT	CIRCULATION	SERVICES	RETAIL



1 BED UNIT	PARKING	GARBAGE	LIFT
2 BED UNIT	CIRCULATION	SERVICES	RETAIL



1 BED UNIT	PARKING	GARBAGE	LIFT
2 BED UNIT	CIRCULATION	SERVICES	RETAIL



1

BEDROOM
APARTMENT

TYPE A

(with powder room + balcony)

TOTAL SALEABLE AREA
SUITE RANGE = 465.00 - 468.23 SQ.FT.
BALCONY RANGE = 47.04 - 47.79 SQ.FT.
TOTAL RANGE = 512.79 - 515.27 SQ.FT.

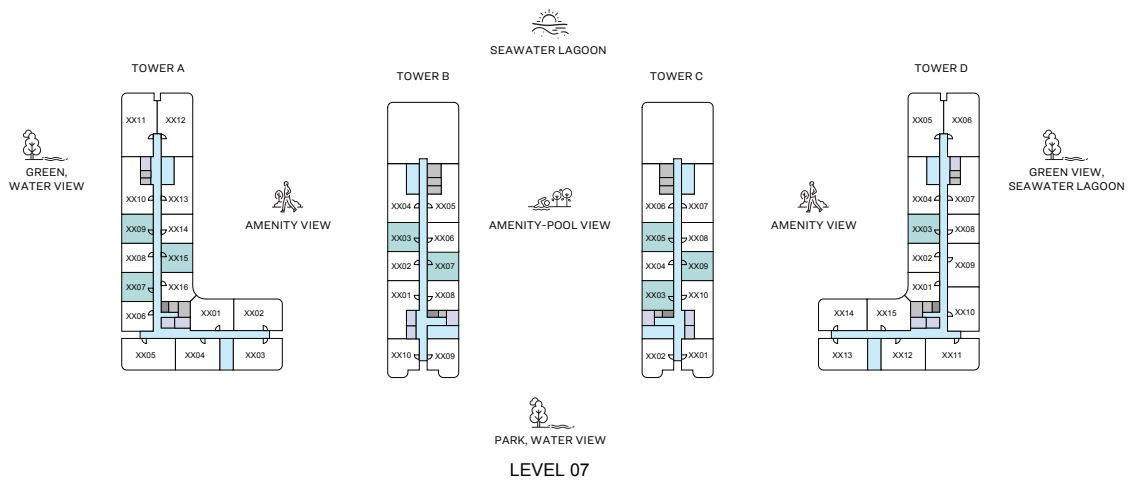
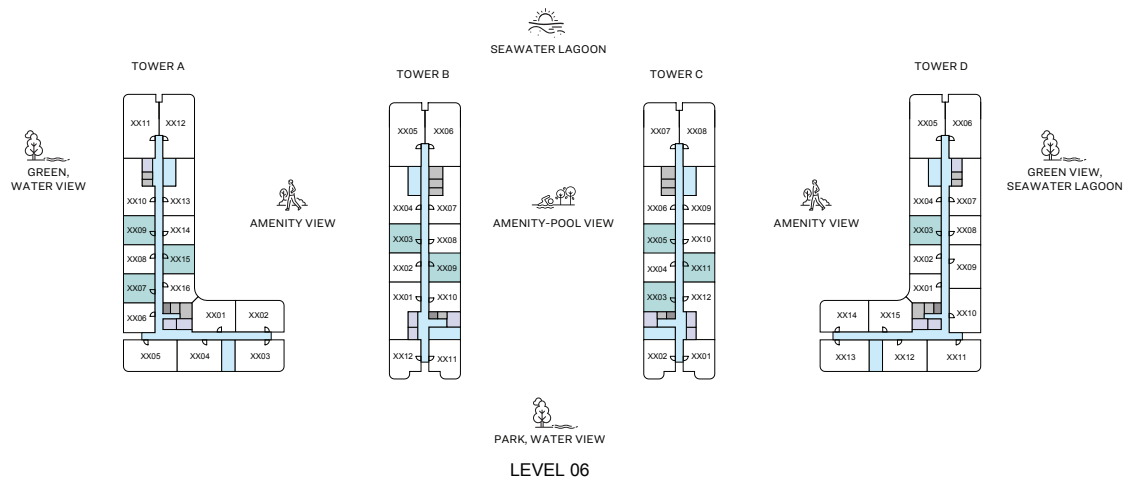
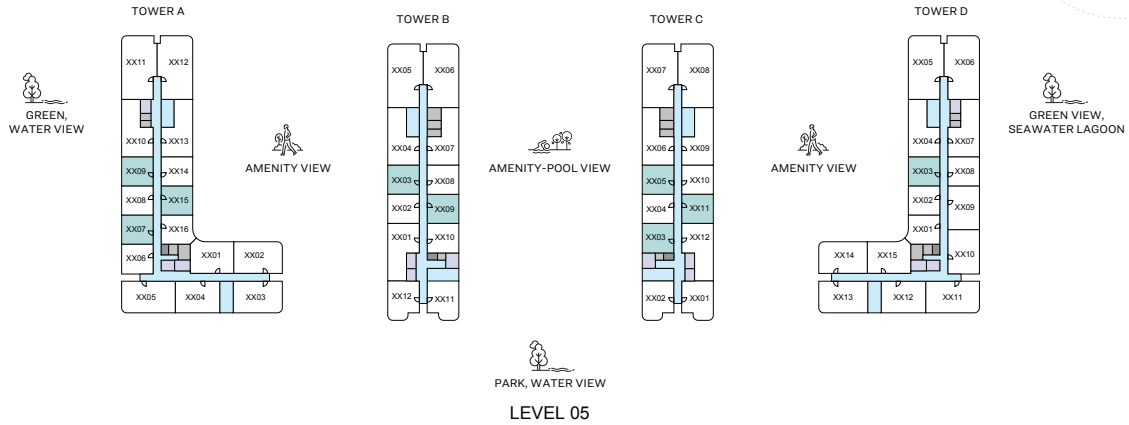
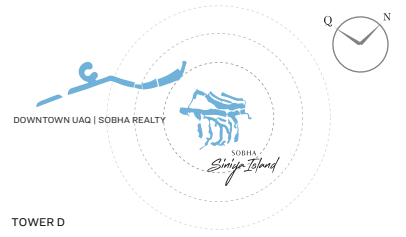
List of unit numbers with this unit plan:

VIEWS

Amenity, Pool, Seawater Lagoon
B-307, C-303, B-409, C-403, C-405, B-509, C-503,
C-505, B-609, C-603, C-605, B-707, C-703, C-705

Amenity, Seawater Lagoon
A-315, B-303, C-309, D-303, A-415, B-403, C-411,
D-403, A-515, B-503, C-511, D-503, A-615, B-603,
C-611, D-603, A-715, B-703, C-709, D-703, A-815,
D-803, A-913, D-903

Green, Water View
A-207, A-209, A-307, A-309, A-407, A-409, A-507,
A-509, A-607, A-609, A-707, A-709, A-807, A-809,
A-907, A-909



1

BEDROOM APARTMENT

TYPE A

(with powder room + balcony)

TOTAL SALEABLE AREA
SUITE RANGE = 465.00 - 468.23 SQ.FT.
BALCONY RANGE = 47.04 - 47.79 SQ.FT.
TOTAL RANGE = 512.79 - 515.27 SQ.FT.

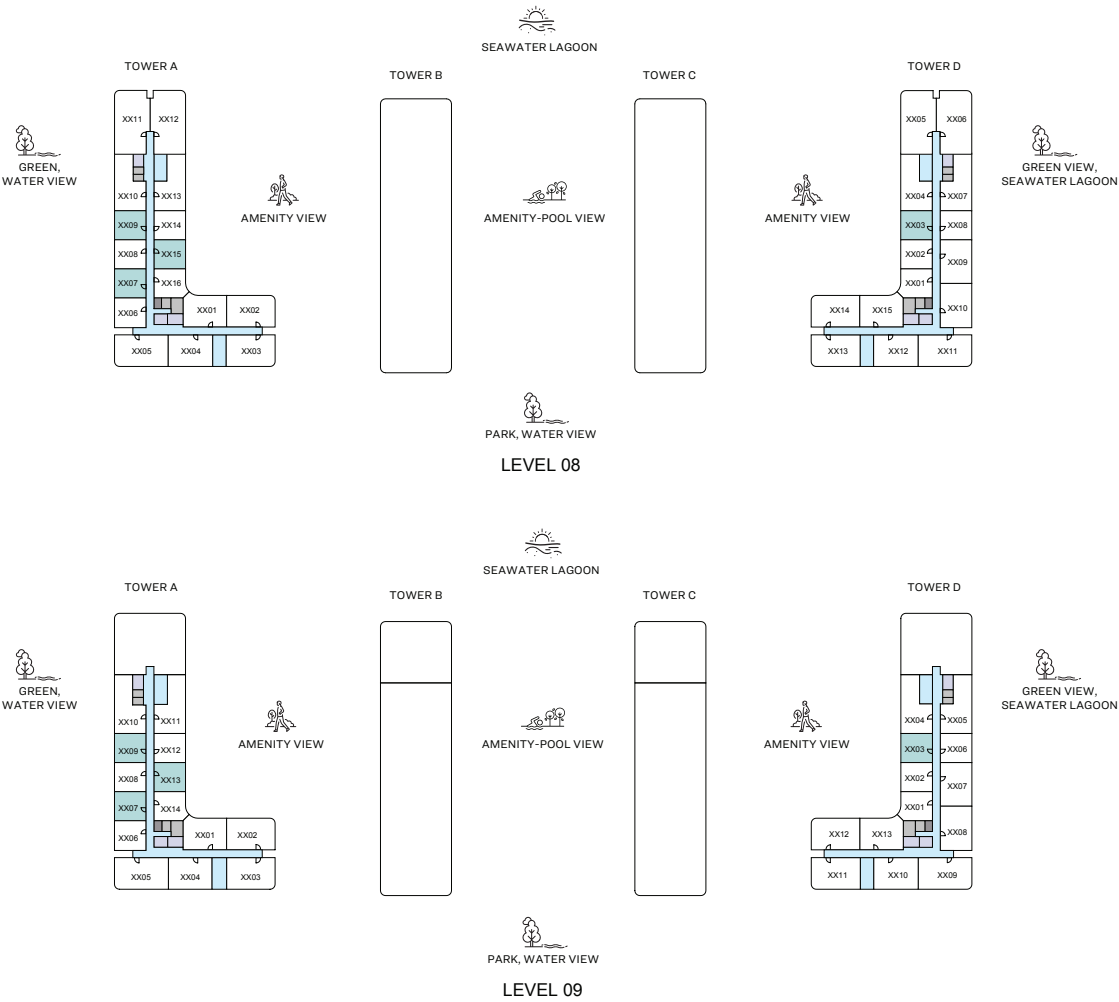
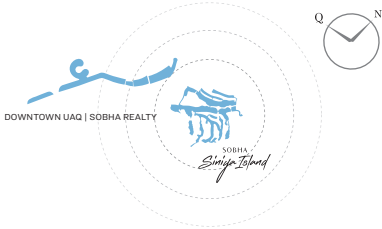
List of unit numbers with this unit plan:

VIEWS

Amenity, Pool, Seawater Lagoon
B-307, C-303, B-409, C-403, C-405, B-509, C-503, C-505, B-609, C-603, C-605, B-707, C-703, C-705

Amenity, Seawater Lagoon
A-315, B-303, C-309, D-303, A-415, B-403, C-411, D-403, A-515, B-503, C-511, D-503, A-615, B-603, C-611, D-603, A-715, B-703, C-709, D-703, A-815, D-803, A-913, D-903

Green, Water View
A-207, A-209, A-307, A-309, A-407, A-409, A-507, A-509, A-607, A-609, A-707, A-709, A-807, A-809, A-907, A-909



1

BEDROOM
APARTMENT

TYPE A

(with powder room + balcony)

TOTAL SALEABLE AREA
SUITE RANGE = 465.00 - 468.23 SQ.FT.
BALCONY RANGE = 47.04 - 47.79 SQ.FT.
TOTAL RANGE = 512.79 - 515.27 SQ.FT.

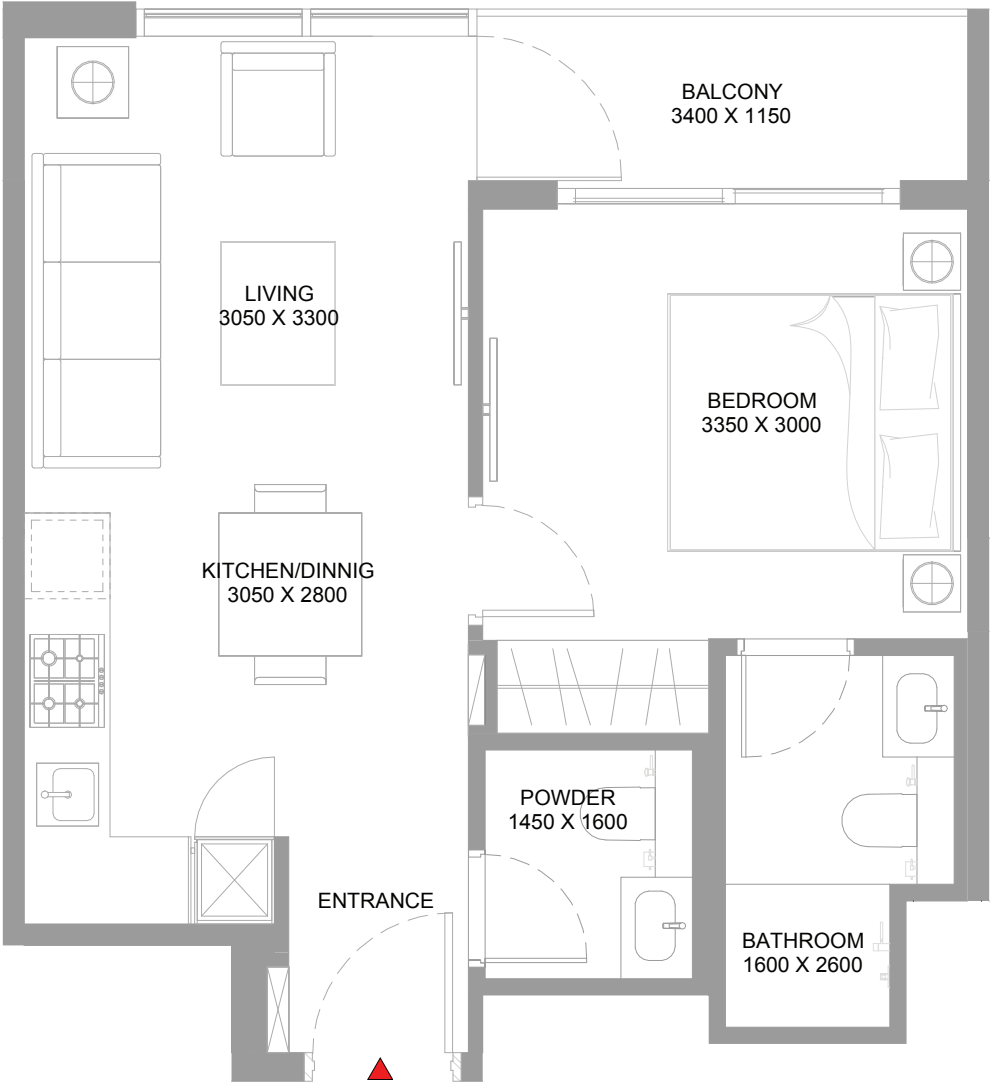
List of unit numbers with this unit plan:

VIEWS

Amenity, Pool, Seawater Lagoon
B-307, C-303, B-409, C-403, C-405, B-509, C-503,
C-505, B-609, C-603, C-605, B-707, C-703, C-705

Amenity, Seawater Lagoon
A-315, B-303, C-309, D-303, A-415, B-403, C-411,
D-403, A-515, B-503, C-511, D-503, A-615, B-603,
C-611, D-603, A-715, B-703, C-709, D-703, A-815,
D-803, A-913, D-903

Green, Water View
A-207, A-209, A-307, A-309, A-407, A-409, A-507,
A-509, A-607, A-609, A-707, A-709, A-807, A-809,
A-907, A-909



1

BEDROOM
APARTMENT

TYPE A

(with powder room + balcony)

TOTAL SALEABLE AREA
SUITE RANGE = 465.00 - 468.23 SQ.FT.
BALCONY RANGE = 47.04 - 47.79 SQ.FT.
TOTAL RANGE = 512.79 - 515.27 SQ.FT.

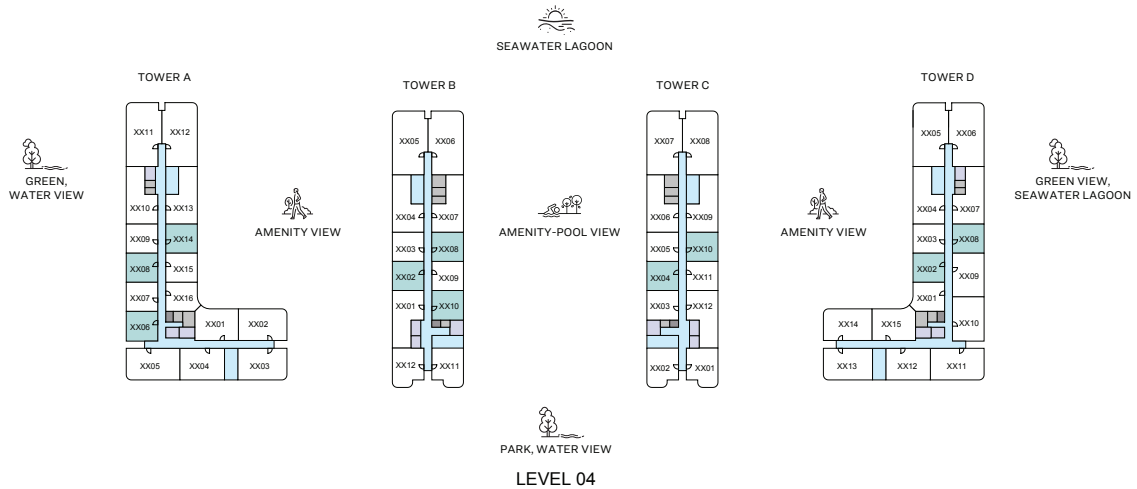
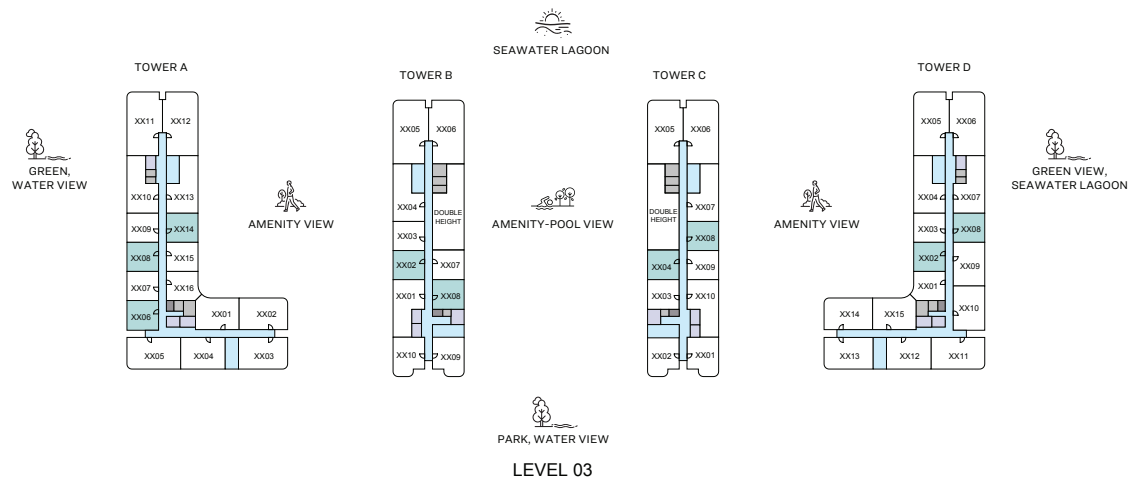
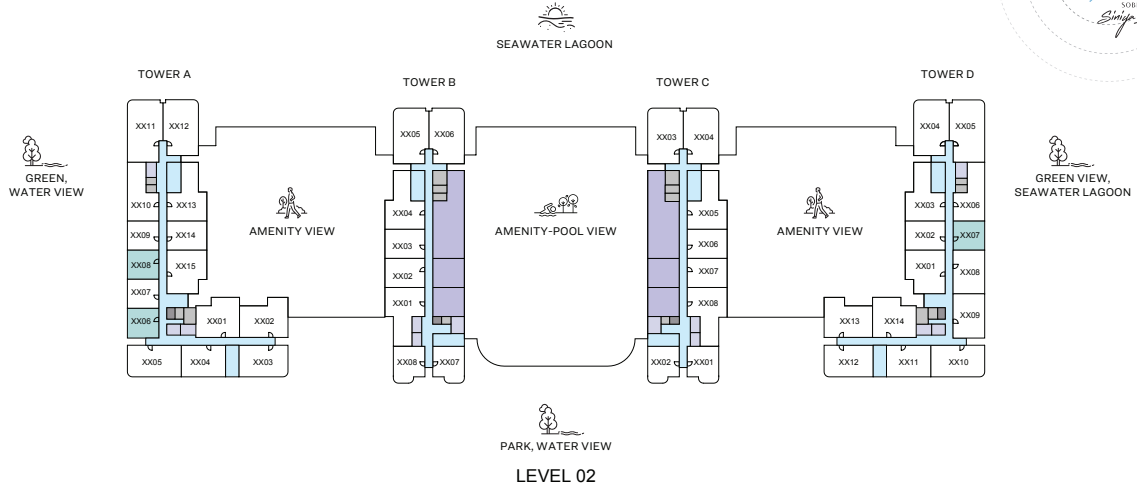
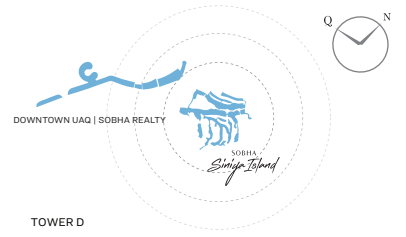
List of unit numbers with this unit plan:

VIEWS

Amenity, Pool, Seawater Lagoon
B-307, C-303, B-409, C-403, C-405, B-509, C-503,
C-505, B-609, C-603, C-605, B-707, C-703, C-705

Amenity, Seawater Lagoon
A-315, B-303, C-309, D-303, A-415, B-403, C-411,
D-403, A-515, B-503, C-511, D-503, A-615, B-603,
C-611, D-603, A-715, B-703, C-709, D-703, A-815,
D-803, A-913, D-903

Green, Water View
A-207, A-209, A-307, A-309, A-407, A-409, A-507,
A-509, A-607, A-609, A-707, A-709, A-807, A-809,
A-907, A-909



1

BEDROOM
APARTMENT

TYPE A VARIANT 1

(with powder room + balcony)

TOTAL SALEABLE AREA
SUITE RANGE = 465.75 - 468.34 SQ.FT.
BALCONY RANGE = 47.04 - 47.79 SQ.FT.
TOTAL RANGE = 513.55 - 515.38 SQ.FT.

List of unit numbers with this unit plan:

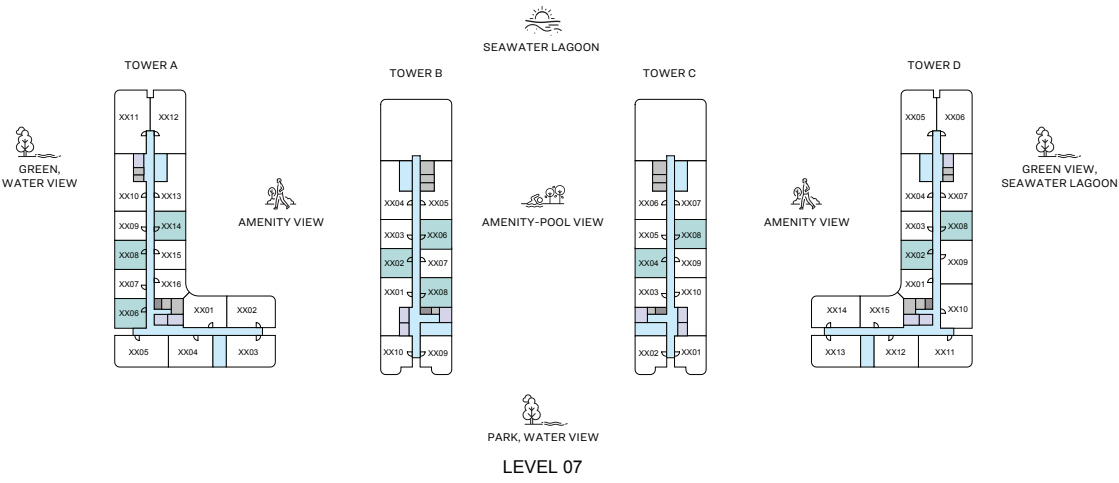
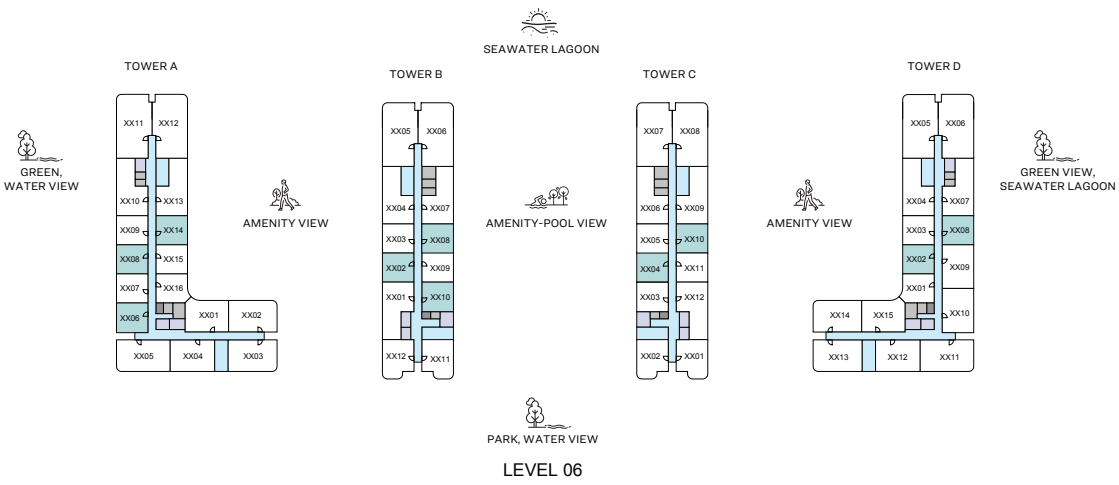
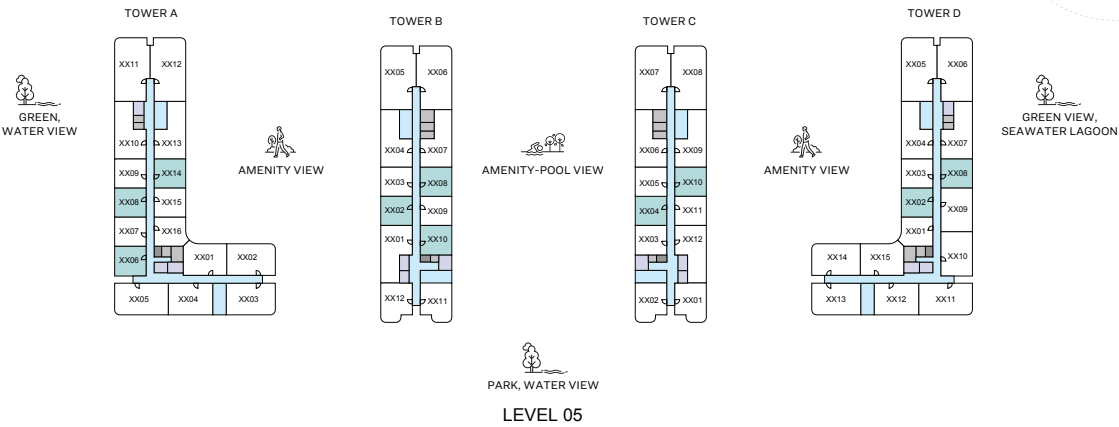
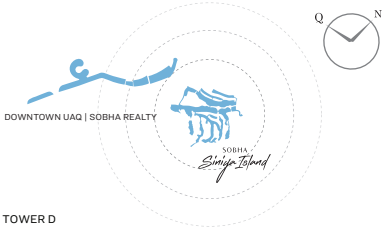
VIEWS

Amenity, Pool, Seawater Lagoon
B-308, C-304, B-408, B-410, C-404, B-508, B-510,
C-504, B-608, B-610, C-604, B-706, B-708, C-704

Amenity, Seawater Lagoon
A-314, B-302, C-308, D-302, A-414, B-402, C-410,
D-402, A-514, B-502, C-510, D-502, A-614, B-602,
C-610, D-602, A-714, B-702, C-708, D-702, A-814,
D-802, A-912, D-902

Green View, Seawater Lagoon
D-207, D-308, D-408, D-508, D-608, D-708,
D-808, D-906

Green, Water View
A-206, A-208, A-306, A-308, A-406, A-408,
A-506, A-508, A-606, A-608, A-706, A-708,
A-806, A-808, A-906, A-908



1
BEDROOM
APARTMENT

TYPE A
VARIANT 1
(with powder room + balcony)

TOTAL SALEABLE AREA
SUITE RANGE = 465.75 - 468.34 SQ.FT.
BALCONY RANGE = 47.04 - 47.79 SQ.FT.
TOTAL RANGE = 513.55 - 515.38 SQ.FT.

List of unit numbers with this unit plan:

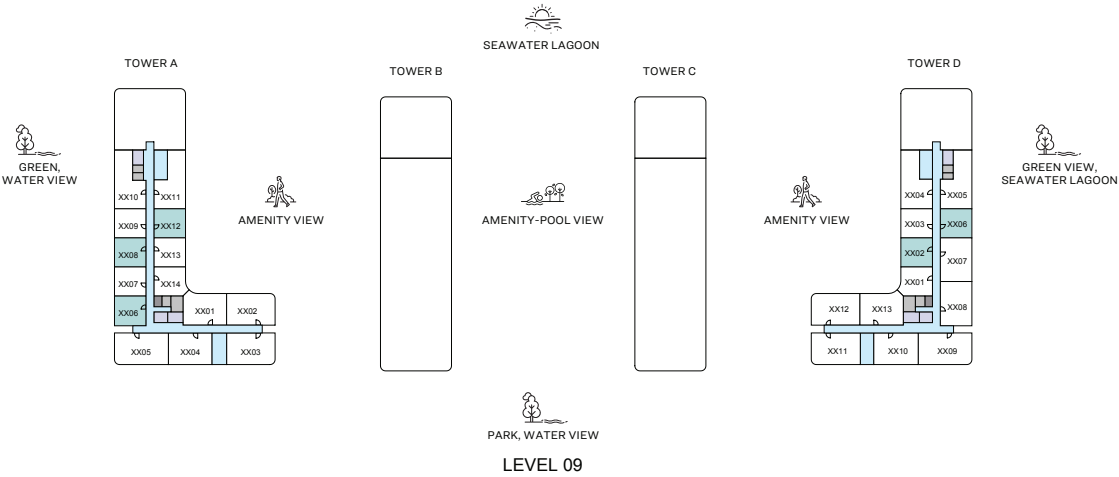
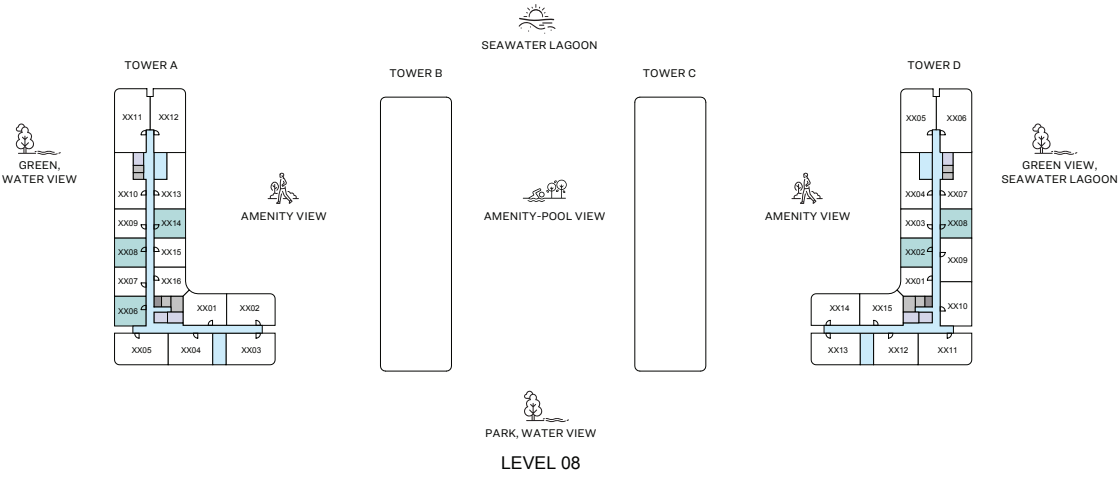
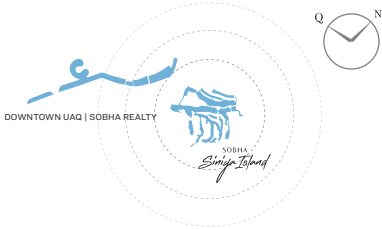
VIEWS

Amenity, Pool, Seawater Lagoon
B-308, C-304, B-408, B-410, C-404, B-508, B-510,
C-504, B-608, B-610, C-604, B-706, B-708, C-704

Amenity, Seawater Lagoon
A-314, B-302, C-308, D-302, A-414, B-402, C-410,
D-402, A-514, B-502, C-510, D-502, A-614, B-602,
C-610, D-602, A-714, B-702, C-708, D-702, A-814,
D-802, A-912, D-902

Green View, Seawater Lagoon
D-207, D-308, D-408, D-508, D-608, D-708,
D-808, D-906

Green, Water View
A-206, A-208, A-306, A-308, A-406, A-408,
A-506, A-508, A-606, A-608, A-706, A-708,
A-806, A-808, A-906, A-908



1

BEDROOM
APARTMENT

TYPE A VARIANT 1

(with powder room + balcony)

TOTAL SALEABLE AREA
SUITE RANGE = 465.75 - 468.34 SQ.FT.
BALCONY RANGE = 47.04 - 47.79 SQ.FT.
TOTAL RANGE = 513.55 - 515.38 SQ.FT.

List of unit numbers with this unit plan:

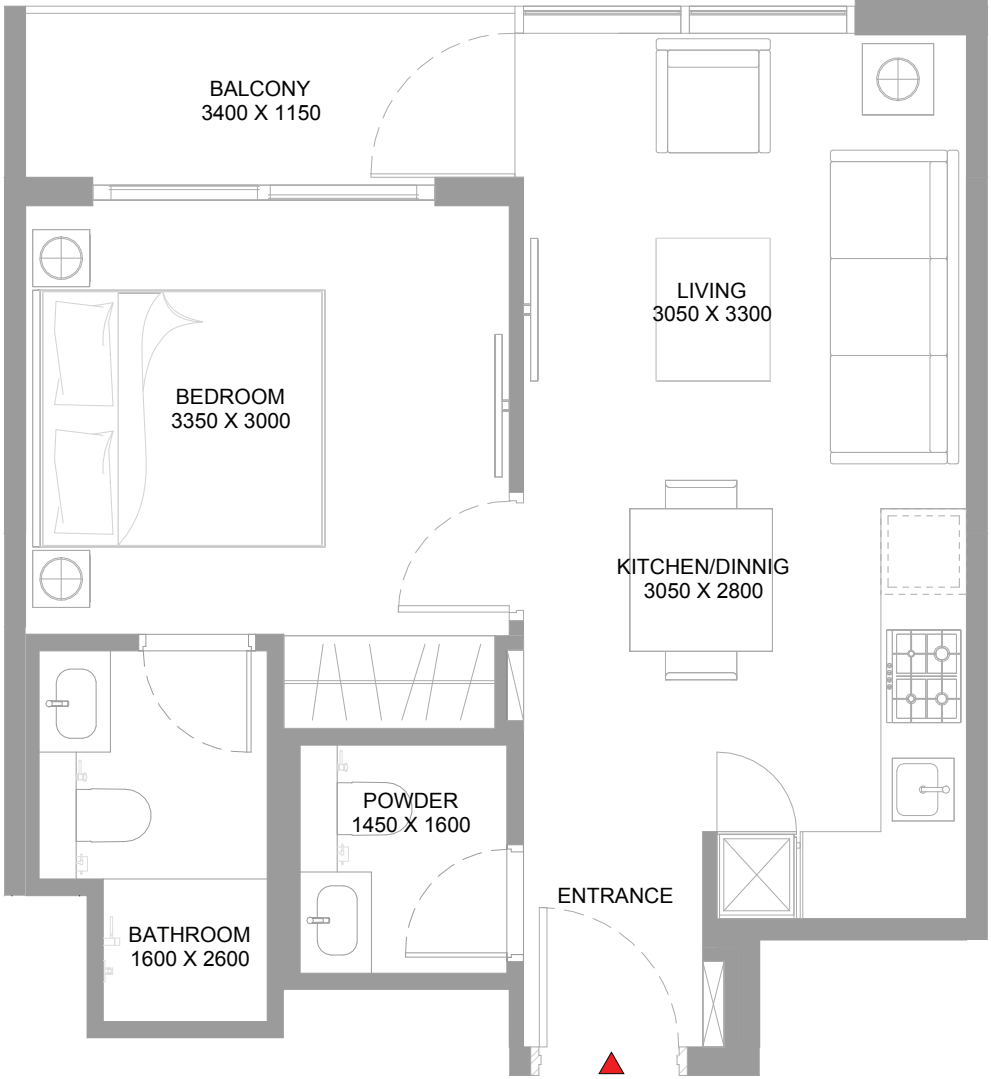
VIEWS

Amenity, Pool, Seawater Lagoon
B-308, C-304, B-408, B-410, C-404, B-508, B-510,
C-504, B-608, B-610, C-604, B-706, B-708, C-704

Amenity, Seawater Lagoon
A-314, B-302, C-308, D-302, A-414, B-402, C-410,
D-402, A-514, B-502, C-510, D-502, A-614, B-602,
C-610, D-602, A-714, B-702, C-708, D-702, A-814,
D-802, A-912, D-902

Green View, Seawater Lagoon
D-207, D-308, D-408, D-508, D-608, D-708,
D-808, D-906

Green, Water View
A-206, A-208, A-306, A-308, A-406, A-408,
A-506, A-508, A-606, A-608, A-706, A-708,
A-806, A-808, A-906, A-908



1
BEDROOM
APARTMENT

TYPE A
VARIANT 1
(with powder room + balcony)

TOTAL SALEABLE AREA
SUITE RANGE = 465.75 - 468.34 SQ.FT.
BALCONY RANGE = 47.04 - 47.79 SQ.FT.
TOTAL RANGE = 513.55 - 515.38 SQ.FT.

List of unit numbers with this unit plan:

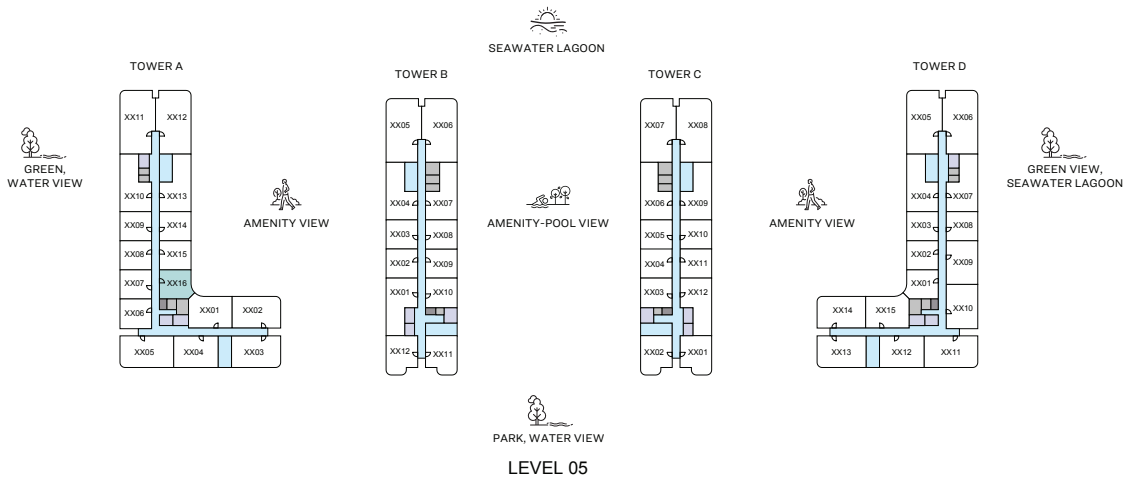
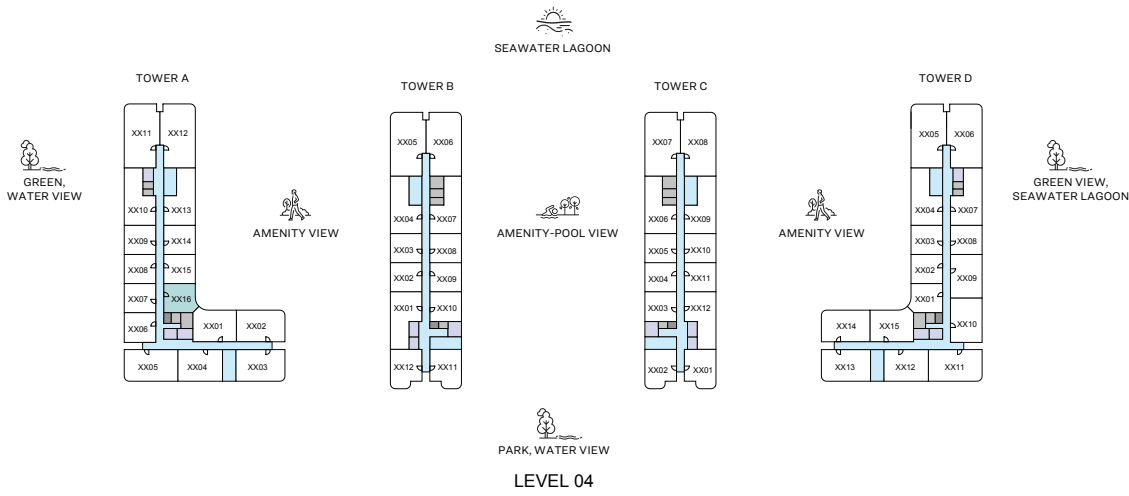
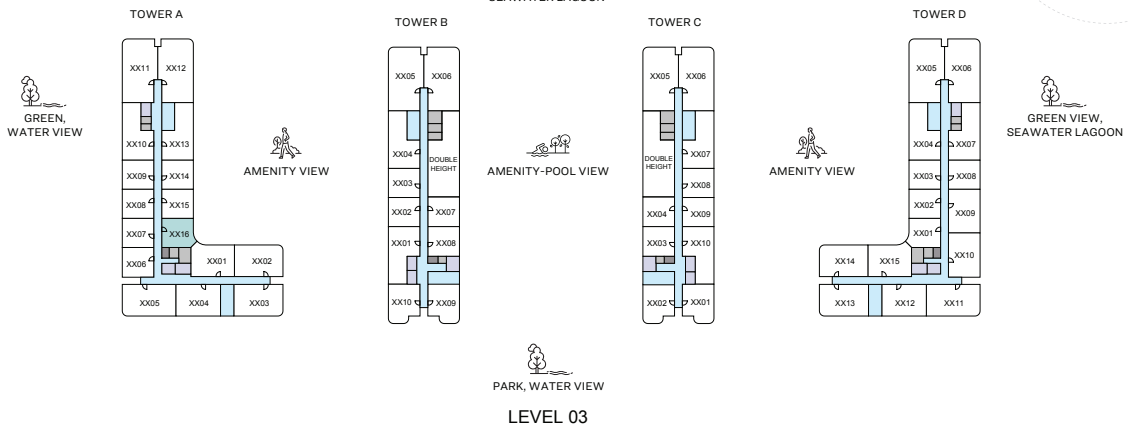
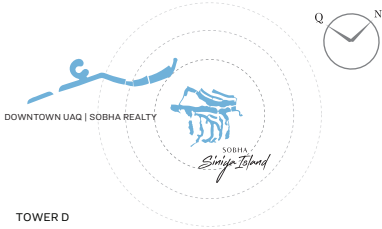
VIEWS

Amenity, Pool, Seawater Lagoon
B-308, C-304, B-408, B-410, C-404, B-508, B-510,
C-504, B-608, B-610, C-604, B-706, B-708, C-704

Amenity, Seawater Lagoon
A-314, B-302, C-308, D-302, A-414, B-402, C-410,
D-402, A-514, B-502, C-510, D-502, A-614, B-602,
C-610, D-602, A-714, B-702, C-708, D-702, A-814,
D-802, A-912, D-902

Green View, Seawater Lagoon
D-207, D-308, D-408, D-508, D-608, D-708,
D-808, D-906

Green, Water View
A-206, A-208, A-306, A-308, A-406, A-408,
A-506, A-508, A-606, A-608, A-706, A-708,
A-806, A-808, A-906, A-908



1

BEDROOM
APARTMENT

TYPE B

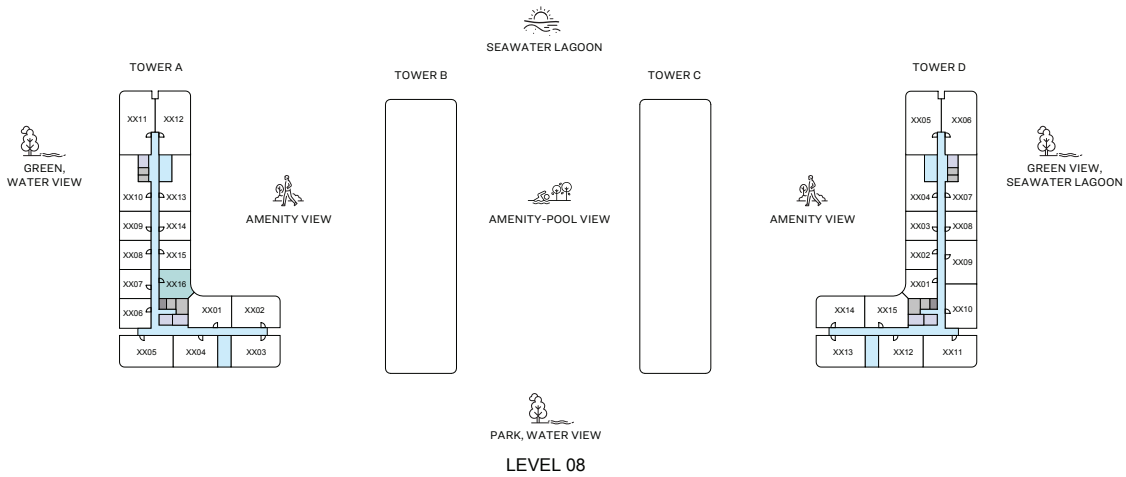
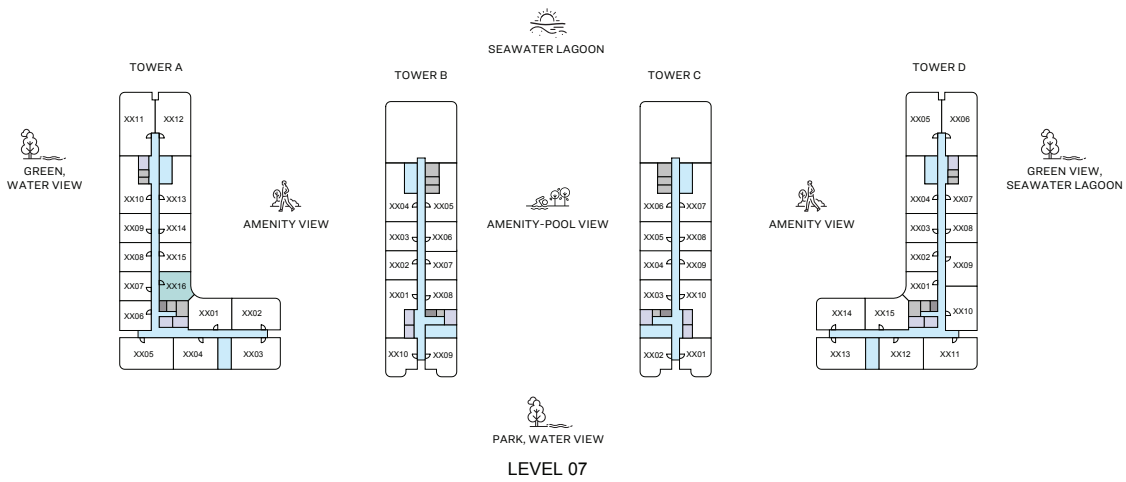
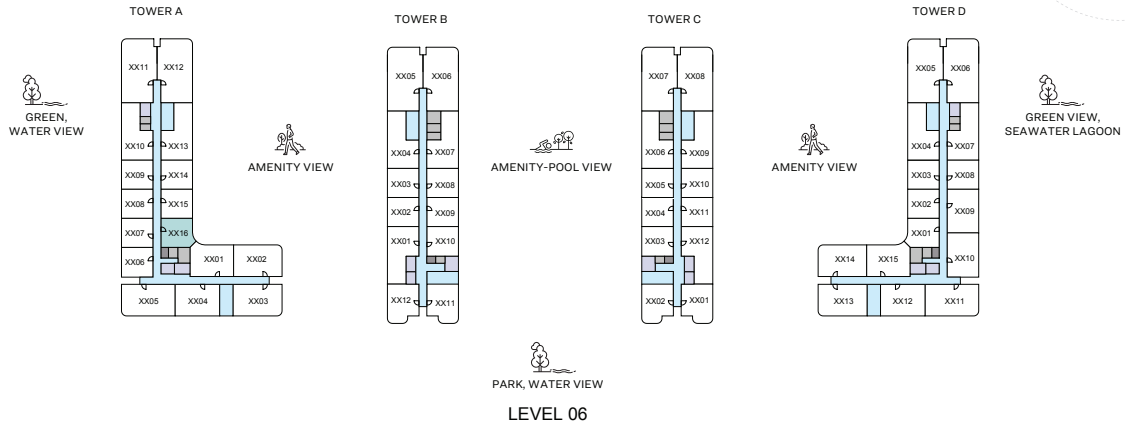
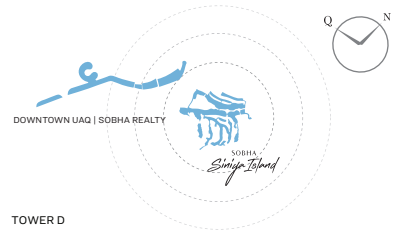
(with powder room + balcony)

List of unit numbers with this unit plan:

VIEWS

Amenity, Seawater Lagoon
A-316, A-416, A-516, A-616, A-716, A-816, A-914

TOTAL SALEABLE AREA
SUITE RANGE = 465.43 - 467.37 SQ.FT.
BALCONY = 55.76 SQ.FT.
TOTAL RANGE = 521.19 - 523.13 SQ.FT.



1

**BEDROOM
APARTMENT**

TYPE B

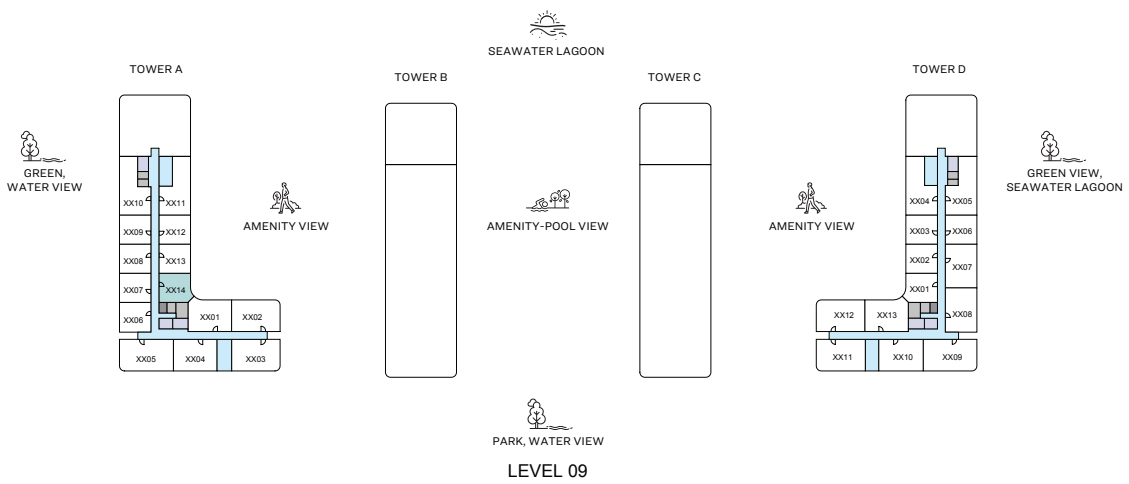
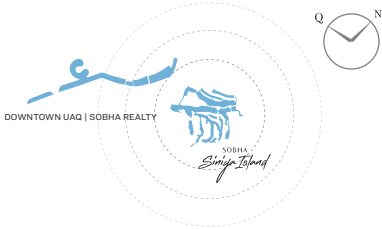
(with powder room + balcony)

List of unit numbers with this unit plan:

VIEWS

Amenity, Seawater Lagoon
A-316, A-416, A-516, A-616, A-716, A-816, A-914

TOTAL SALEABLE AREA
SUITE RANGE = 465.43 - 467.37 SQ.FT.
BALCONY = 55.76 SQ.FT.
TOTAL RANGE = 521.19 - 523.13 SQ.FT.



1

BEDROOM
APARTMENT

TYPE B

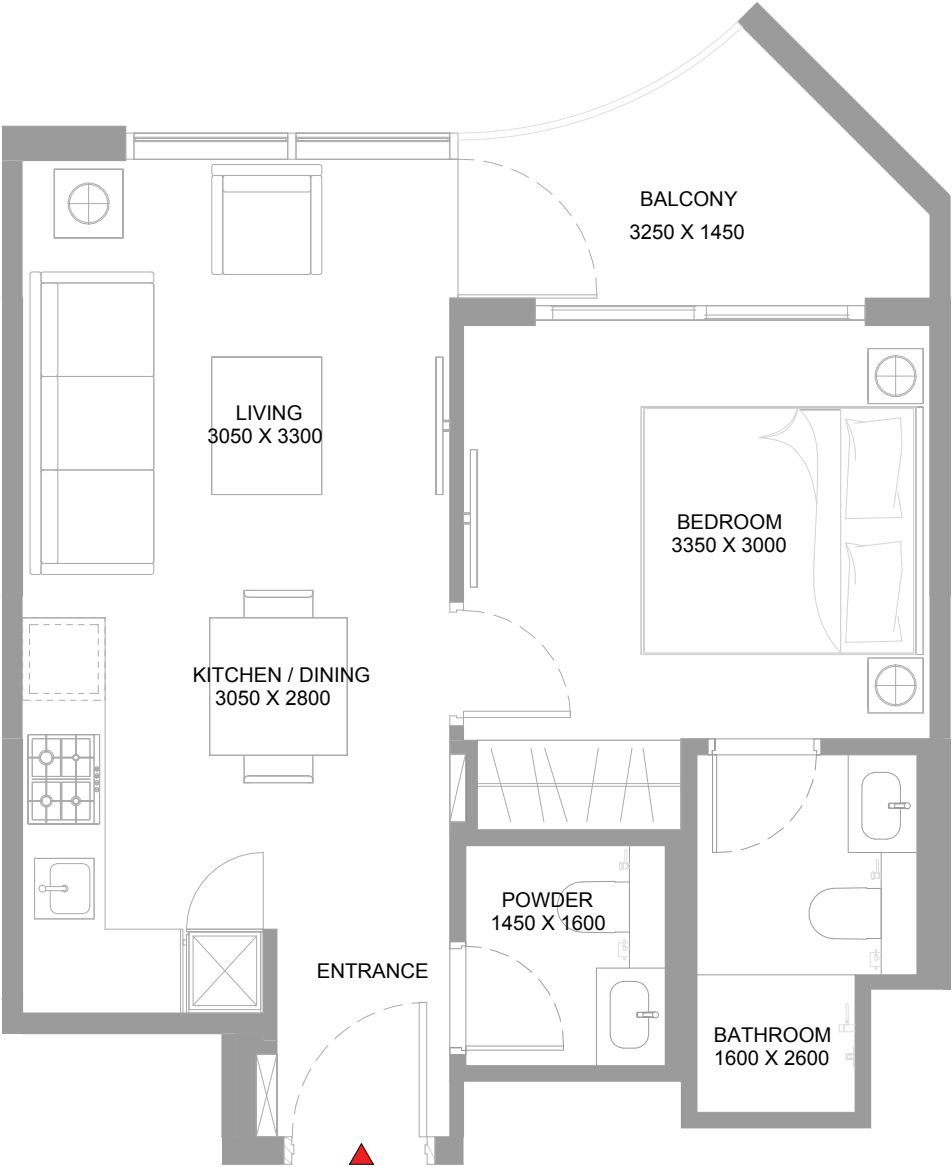
(with powder room + balcony)

TOTAL SALEABLE AREA
SUITE RANGE = 465.43 - 467.37 SQ.FT.
BALCONY = 55.76 SQ.FT.
TOTAL RANGE = 521.19 - 523.13 SQ.FT.

List of unit numbers with this unit plan:

VIEWS

Amenity, Seawater Lagoon
A-316, A-416, A-516, A-616, A-716, A-816, A-914



1

BEDROOM
APARTMENT

TYPE B

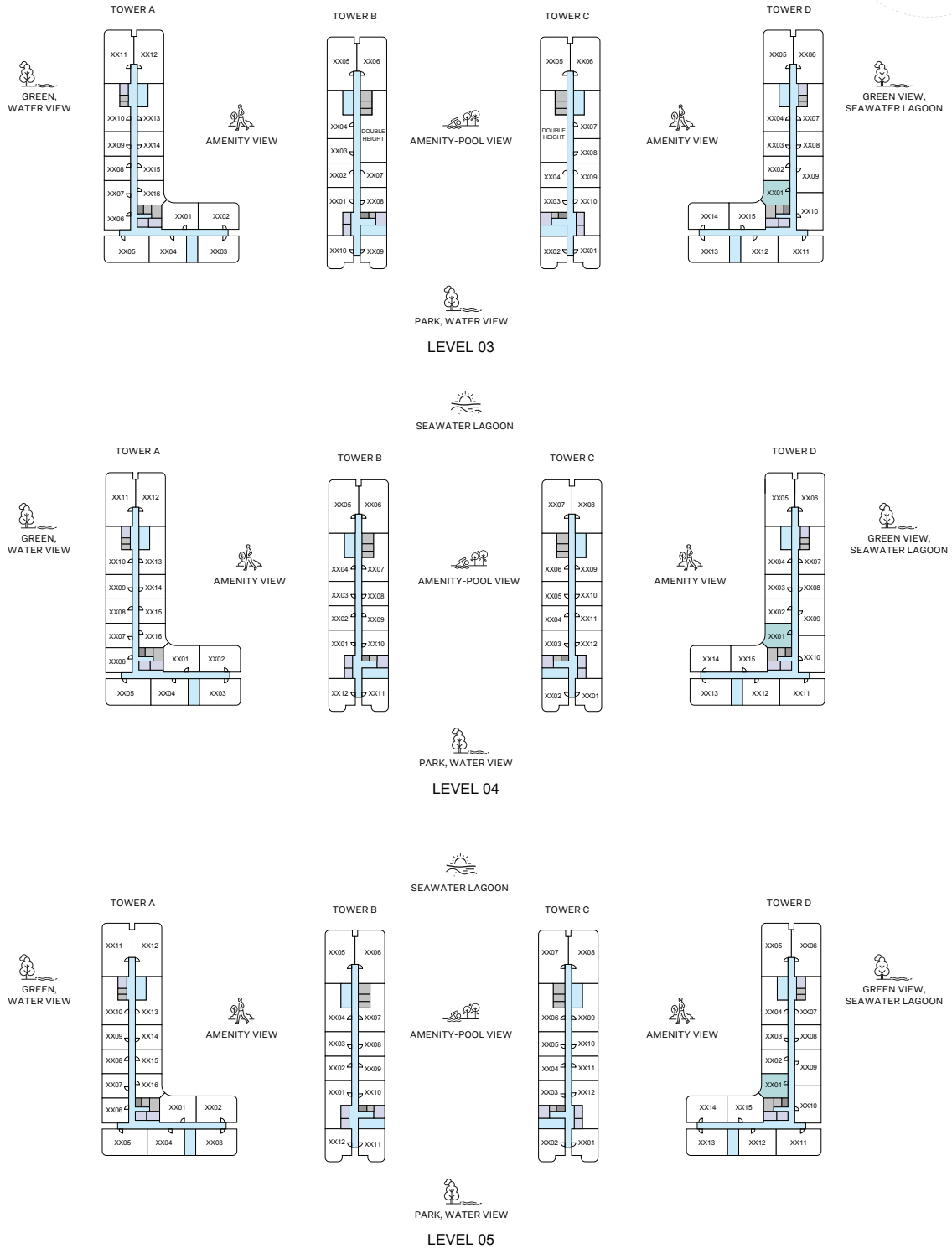
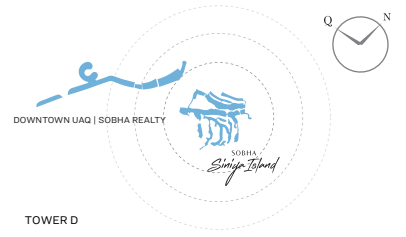
(with powder room + balcony)

TOTAL SALEABLE AREA
SUITE RANGE = 465.43 - 467.37 SQ.FT.
BALCONY = 55.76 SQ.FT.
TOTAL RANGE = 521.19 - 523.13 SQ.FT.

List of unit numbers with this unit plan:

VIEWS

Amenity, Seawater Lagoon
A-316, A-416, A-516, A-616, A-716, A-816, A-914



1
BEDROOM
APARTMENT

TYPE B VARIANT 1

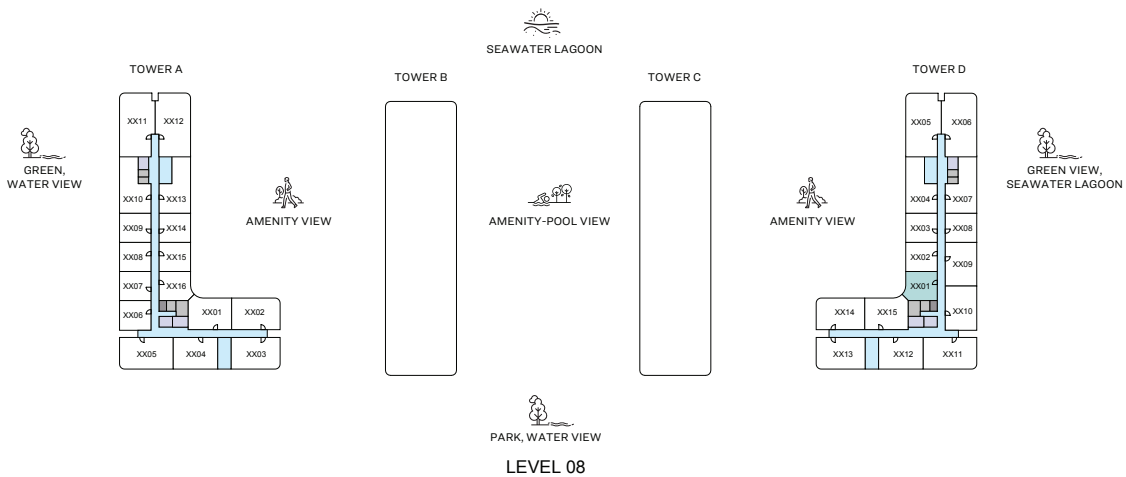
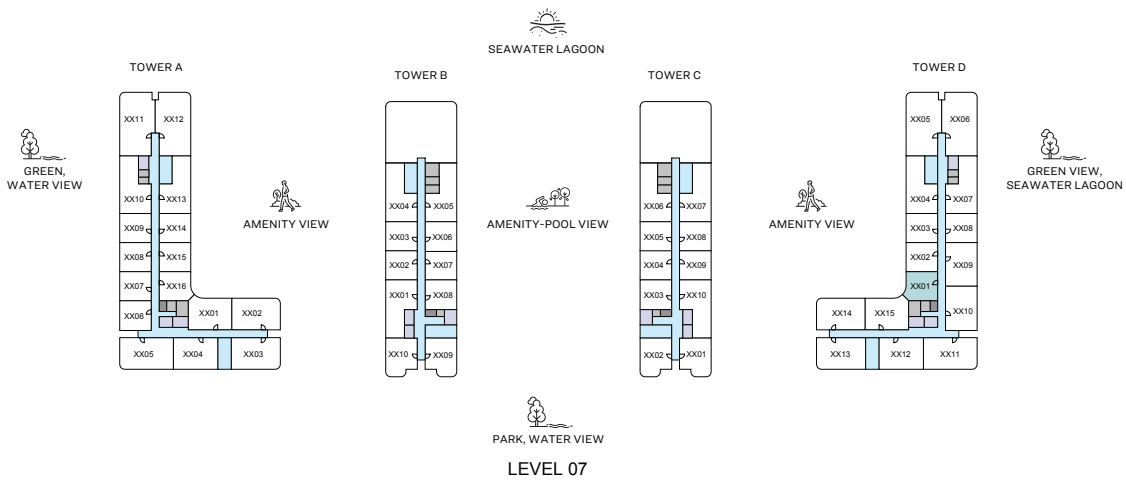
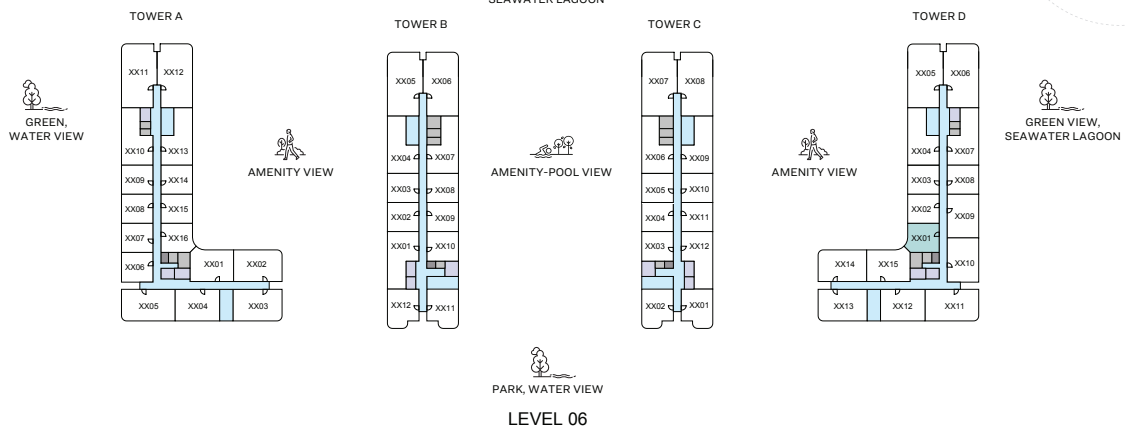
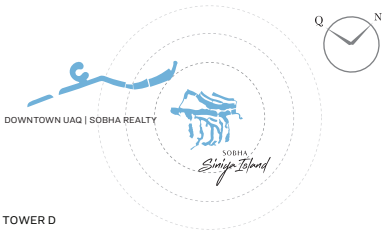
(with powder room + balcony)

TOTAL SALEABLE AREA
SUITE RANGE = 466.18 - 467.48 SQ.FT.
BALCONY = 55.76 SQ.FT.
TOTAL RANGE = 521.94 - 523.23 SQ.FT.

List of unit numbers with this unit plan:

VIEWS

Amenity, Seawater Lagoon
D-301, D-401, D-501, D-601, D-701, D-801, D-901



1
BEDROOM
APARTMENT

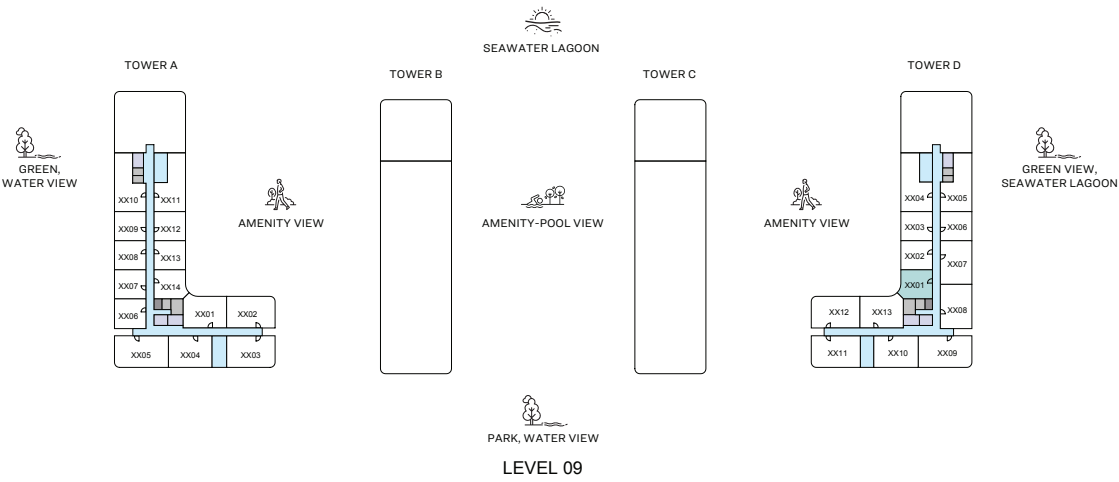
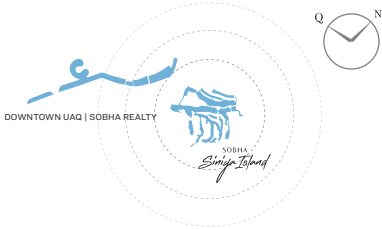
TYPE B VARIANT 1

(with powder room + balcony)

TOTAL SALEABLE AREA
SUITE RANGE = 466.18 - 467.48 SQ.FT.
BALCONY = 55.76 SQ.FT.
TOTAL RANGE = 521.94 - 523.23 SQ.FT.

List of unit numbers with this unit plan:

VIEWS
Amenity, Seawater Lagoon
D-301, D-401, D-501, D-601, D-701, D-801, D-901



1

BEDROOM
APARTMENT

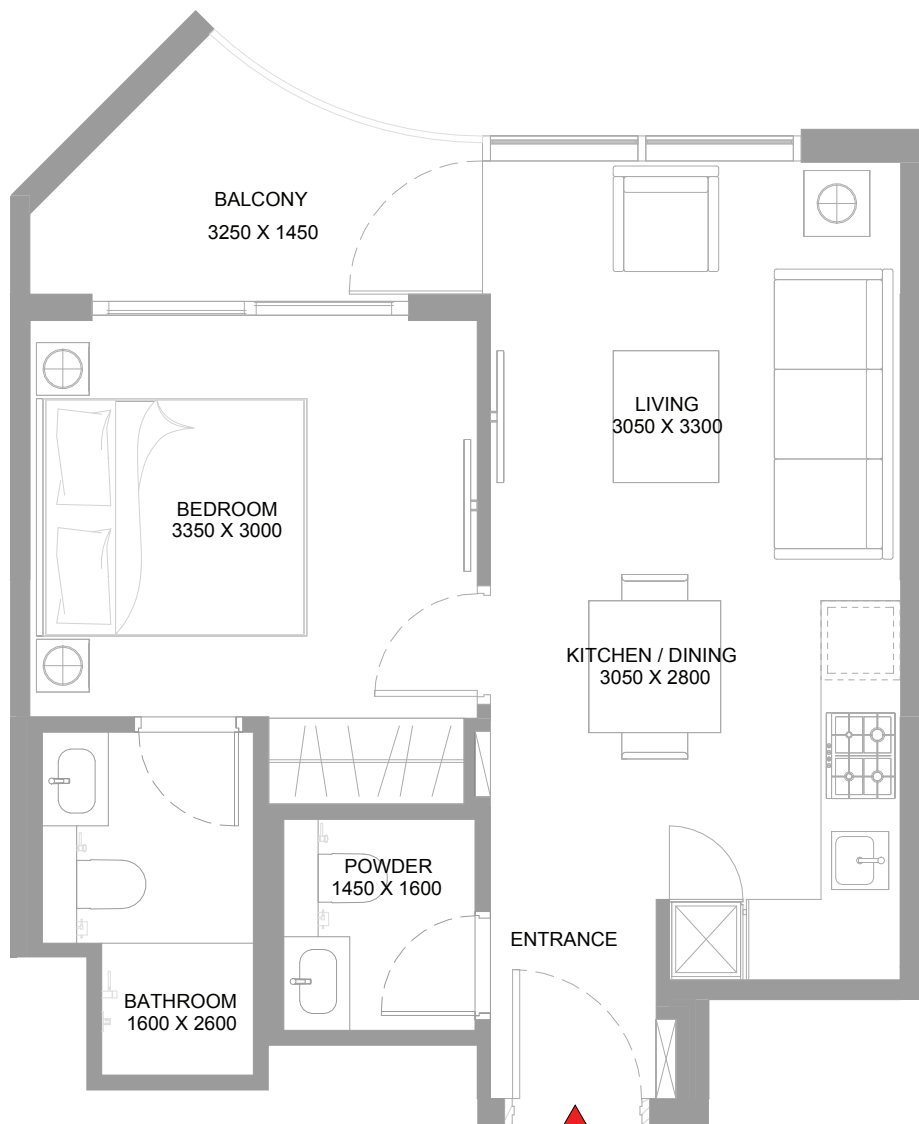
TYPE B VARIANT 1

(with powder room + balcony)

TOTAL SALEABLE AREA
SUITE RANGE = 466.18 - 467.48 SQ.FT.
BALCONY = 55.76 SQ.FT.
TOTAL RANGE = 521.94 - 523.23 SQ.FT.

List of unit numbers with this unit plan:

VIEWS
Amenity, Seawater Lagoon
D-301, D-401, D-501, D-601, D-701, D-801, D-901



1

BEDROOM
APARTMENT

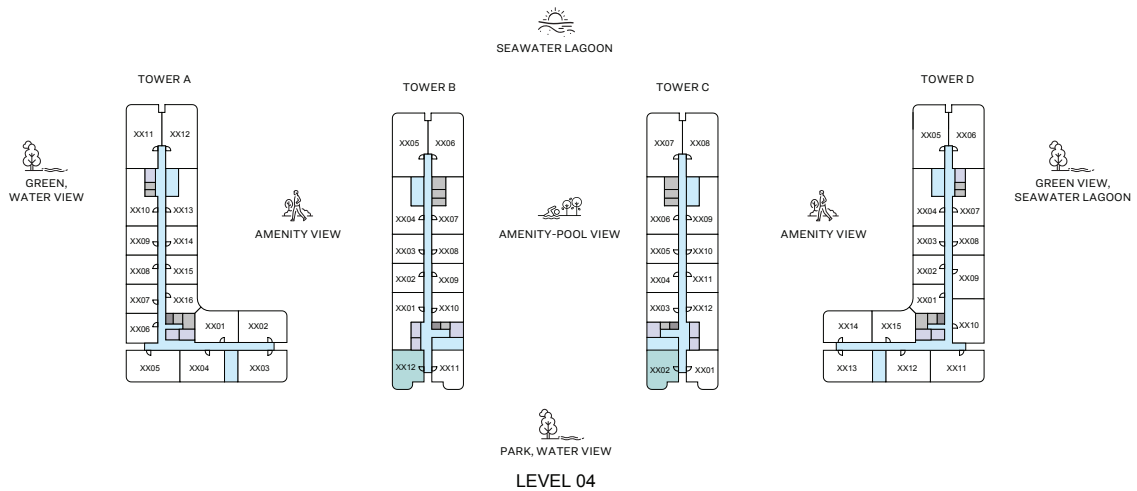
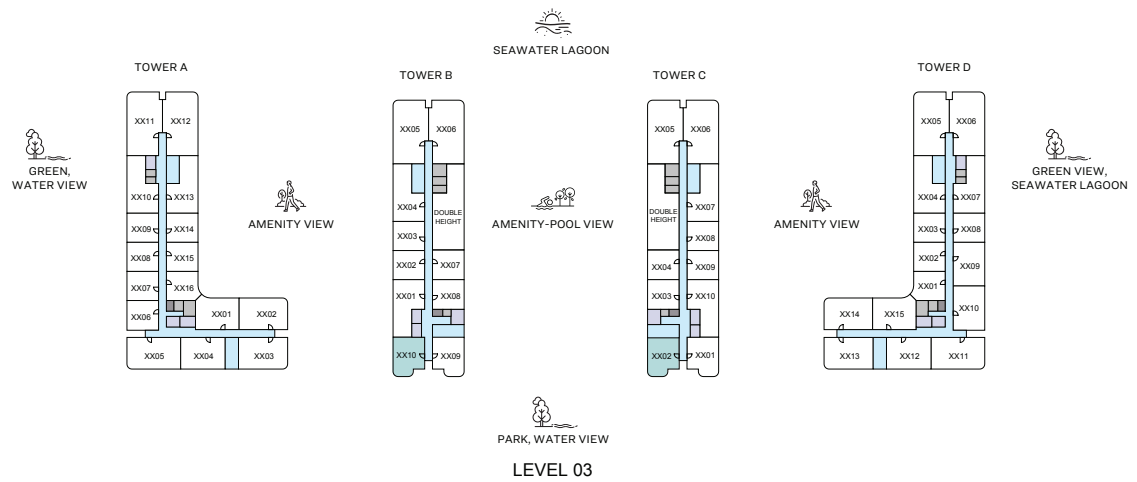
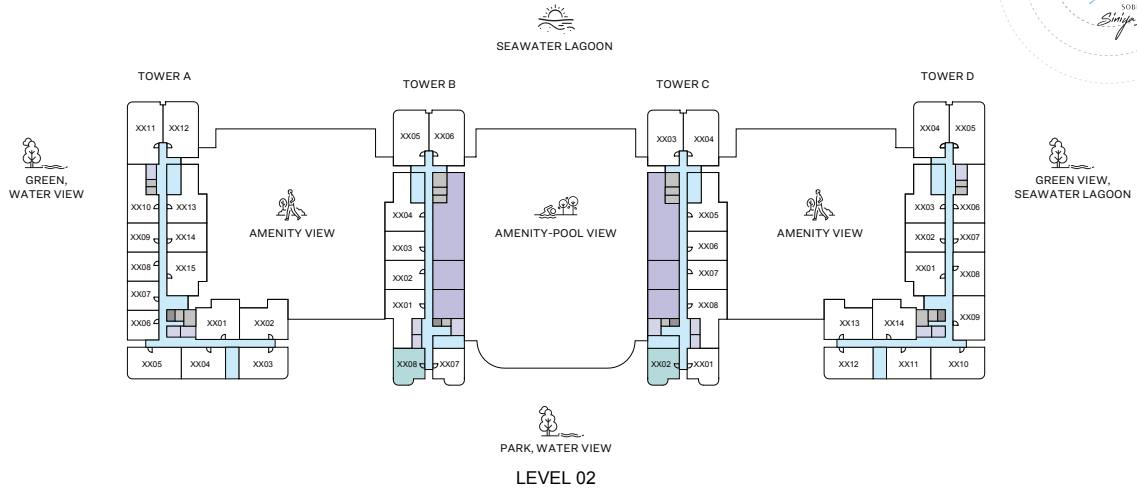
TYPE B VARIANT 1

(with powder room + balcony)

TOTAL SALEABLE AREA
SUITE RANGE = 466.18 - 467.48 SQ.FT.
BALCONY = 55.76 SQ.FT.
TOTAL RANGE = 521.94 - 523.23 SQ.FT.

List of unit numbers with this unit plan:

VIEWS
Amenity, Seawater Lagoon
D-301, D-401, D-501, D-601, D-701, D-801, D-901



1

BEDROOM
APARTMENT

TYPE C

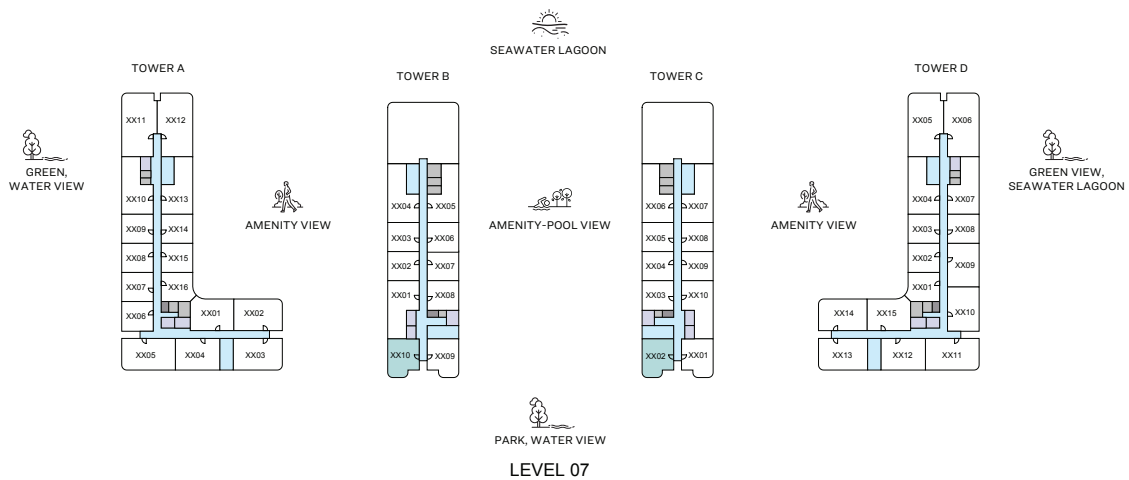
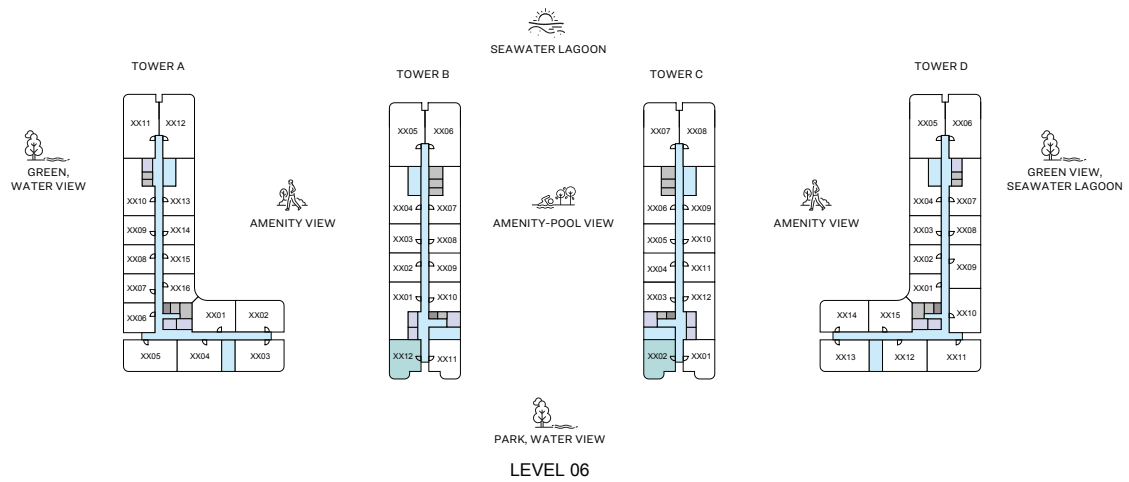
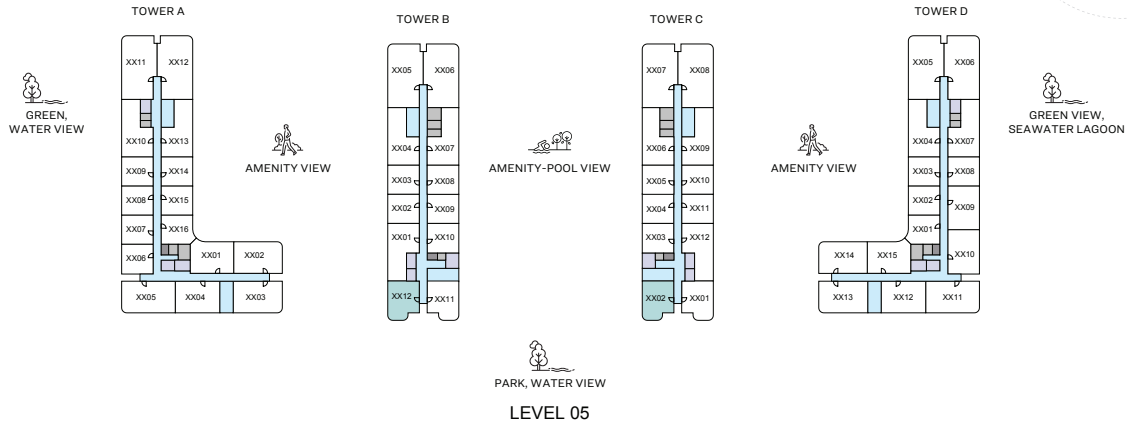
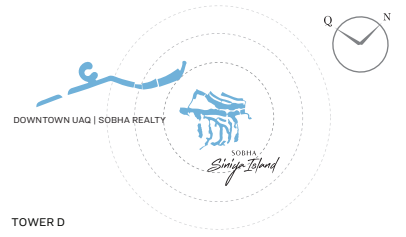
(with powder room + balcony)

TOTAL SALEABLE AREA
SUITE RANGE = 547.02 - 548.42 SQ.FT.
BALCONY = 72.55 SQ.FT.
TOTAL RANGE = 619.57 - 620.97 SQ.FT.

List of unit numbers with this unit plan:

VIEWS

Park, Water View
B-208, C-202, B-310, C-302, B-412, C-402, B-512, C-502, B-612, C-602, B-710, C-702



1

BEDROOM
APARTMENT

TYPE C

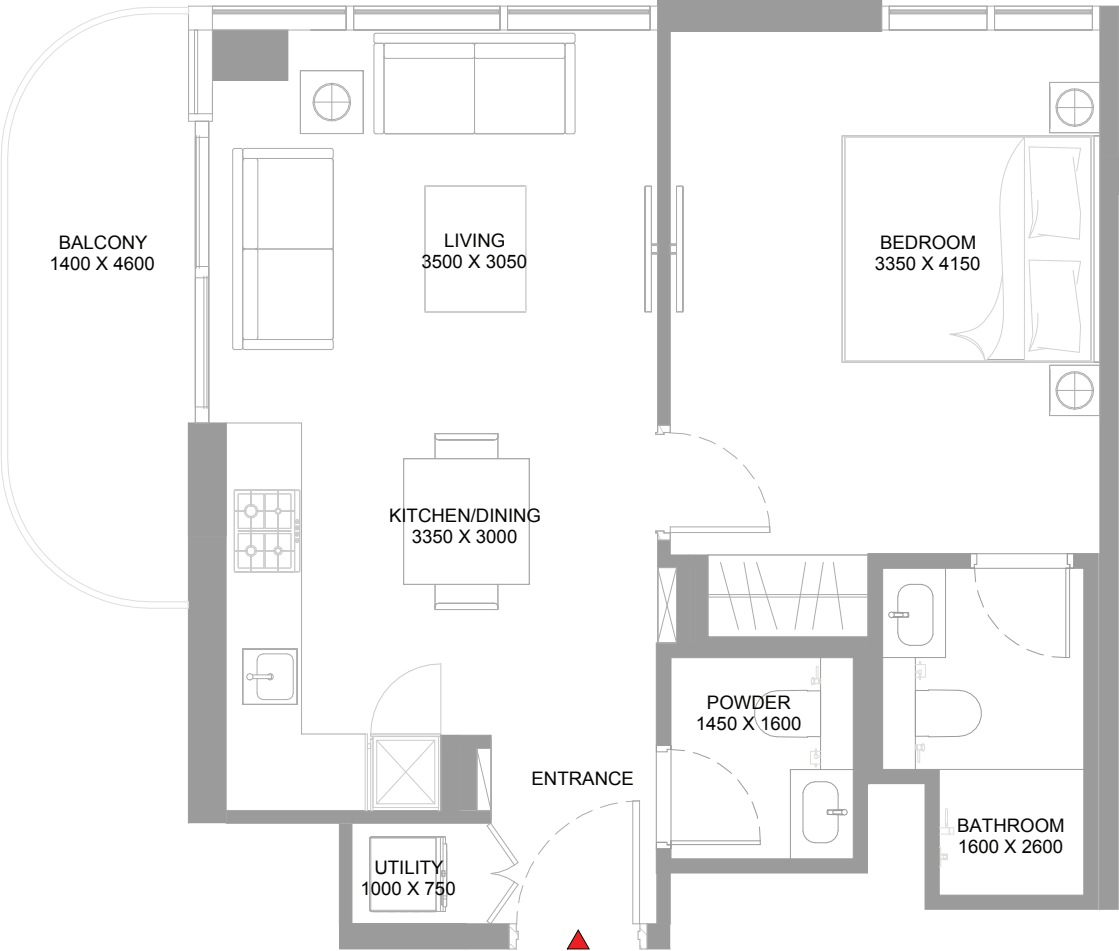
(with powder room + balcony)

List of unit numbers with this unit plan:

VIEWS

Park, Water View
B-208, C-202, B-310, C-302, B-412, C-402, B-512, C-502, B-612, C-602, B-710, C-702

TOTAL SALEABLE AREA
SUITE RANGE = 547.02 - 548.42 SQ.FT.
BALCONY = 72.55 SQ.FT.
TOTAL RANGE = 619.57 - 620.97 SQ.FT.



1

BEDROOM
APARTMENT

TYPE C

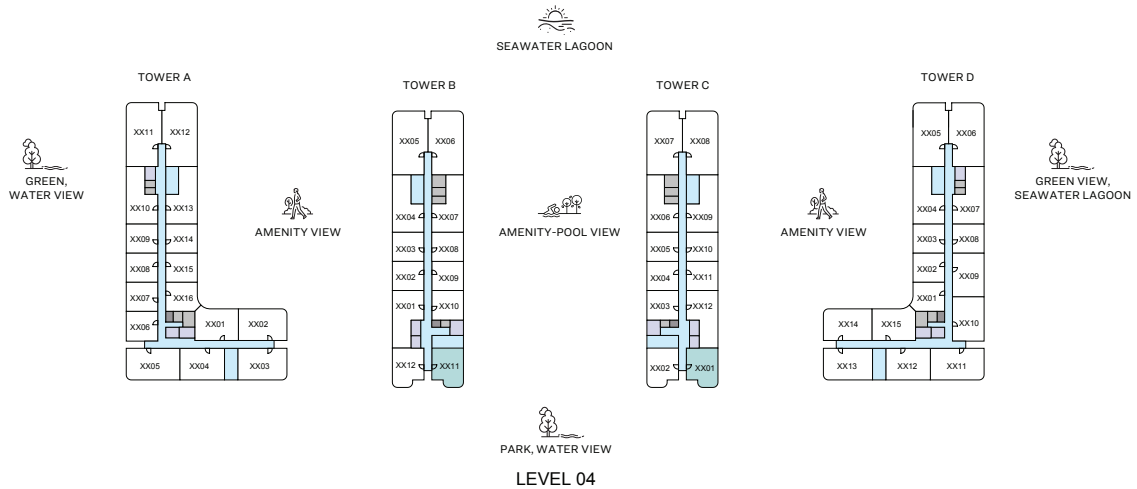
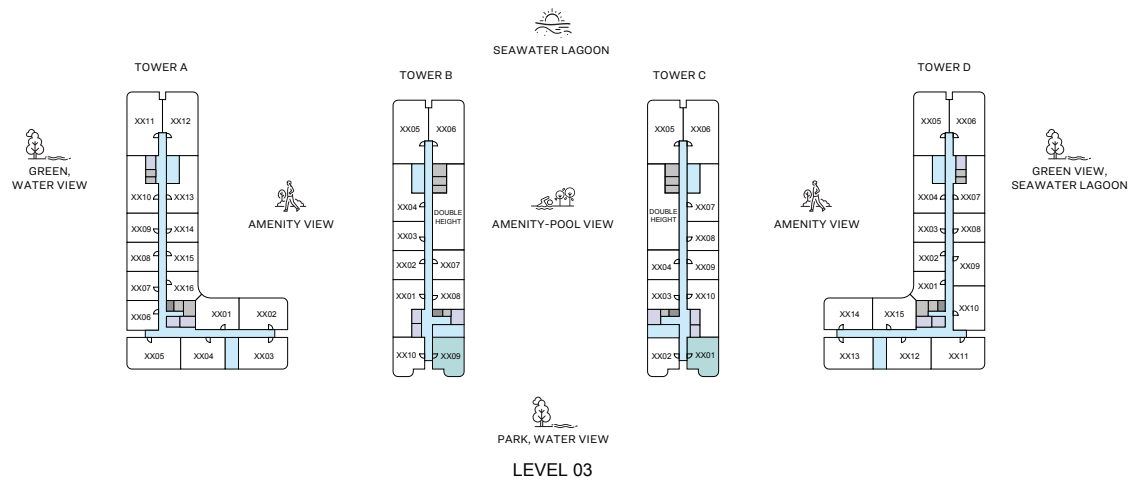
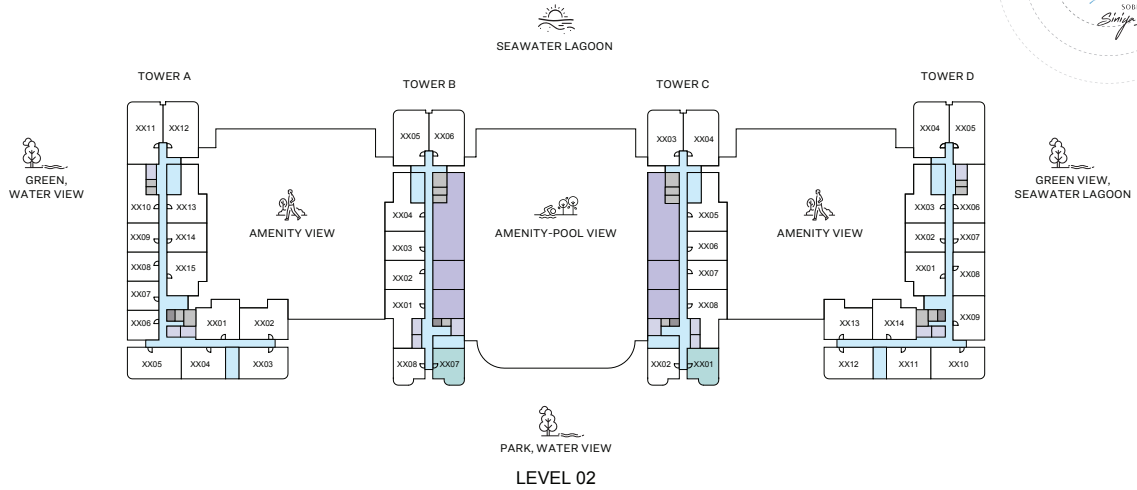
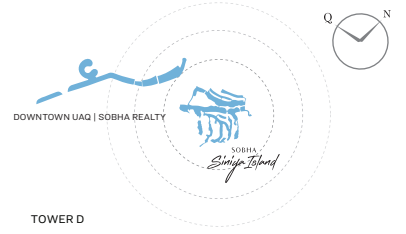
(with powder room + balcony)

TOTAL SALEABLE AREA
SUITE RANGE = 547.02 - 548.42 SQ.FT.
BALCONY = 72.55 SQ.FT.
TOTAL RANGE = 619.57 - 620.97 SQ.FT.

List of unit numbers with this unit plan:

VIEWS

Park, Water View
B-208, C-202, B-310, C-302, B-412, C-402, B-512, C-502, B-612, C-602, B-710, C-702



1

BEDROOM
APARTMENT

TYPE C VARIANT 1

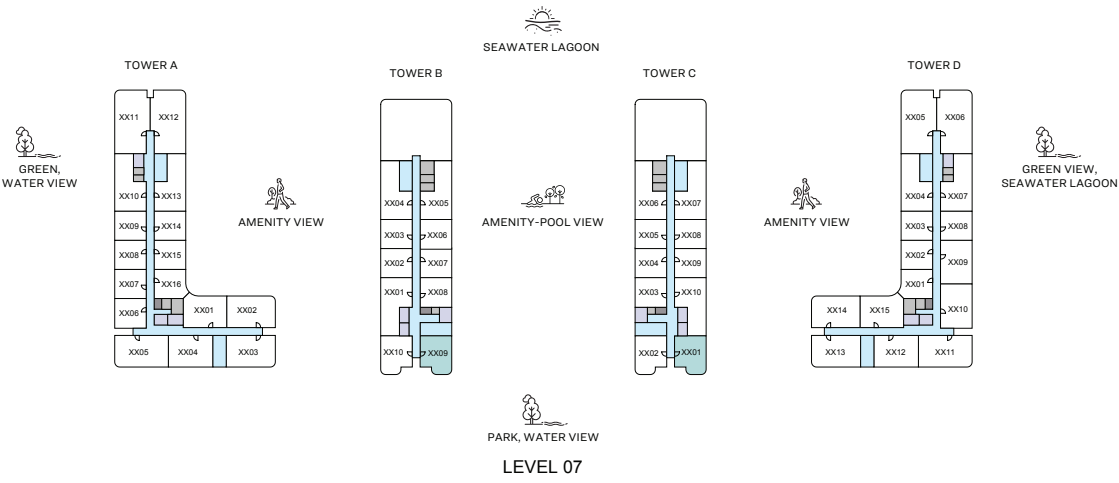
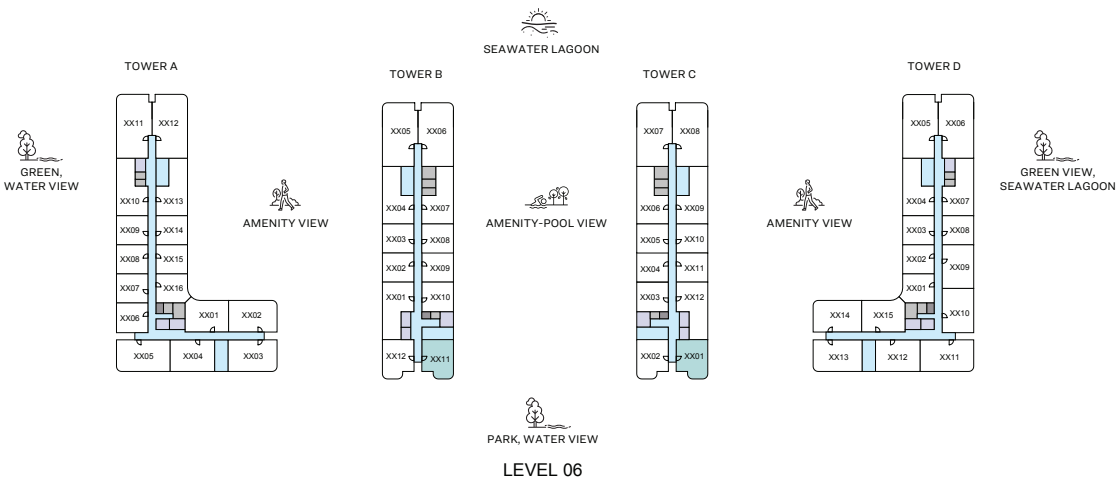
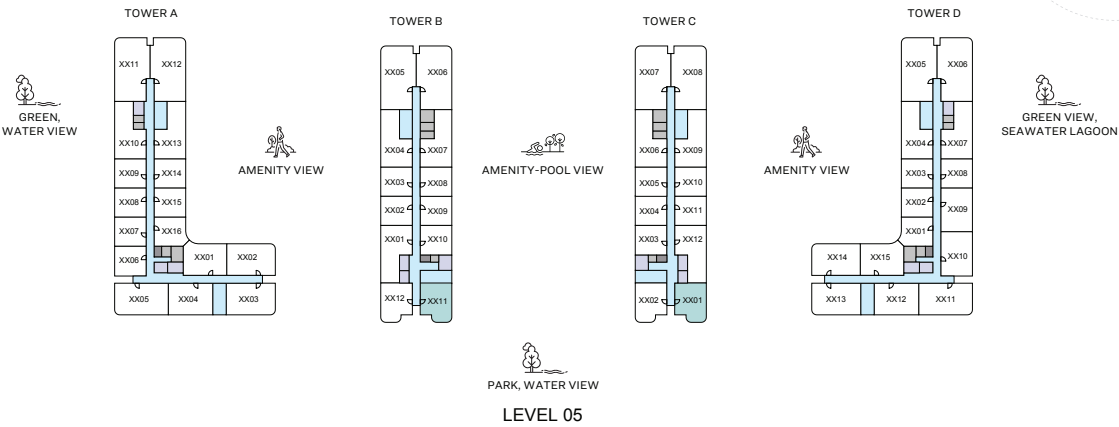
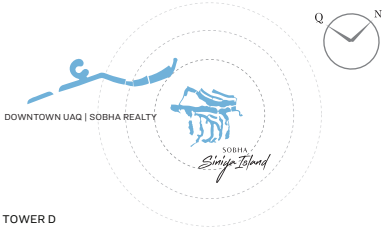
(with powder room + balcony)

TOTAL SALEABLE AREA
SUITE RANGE = 547.02 - 547.99 SQ.FT.
BALCONY = 72.55 SQ.FT.
TOTAL RANGE = 619.57 - 620.54 SQ.FT.

List of unit numbers with this unit plan:

VIEWS

Park, Water View
B-207, C-201, B-309, C-301, B-411, C-401, B-511, C-501, B-611, C-601, B-709, C-701



1
BEDROOM
APARTMENT

TYPE C VARIANT 1

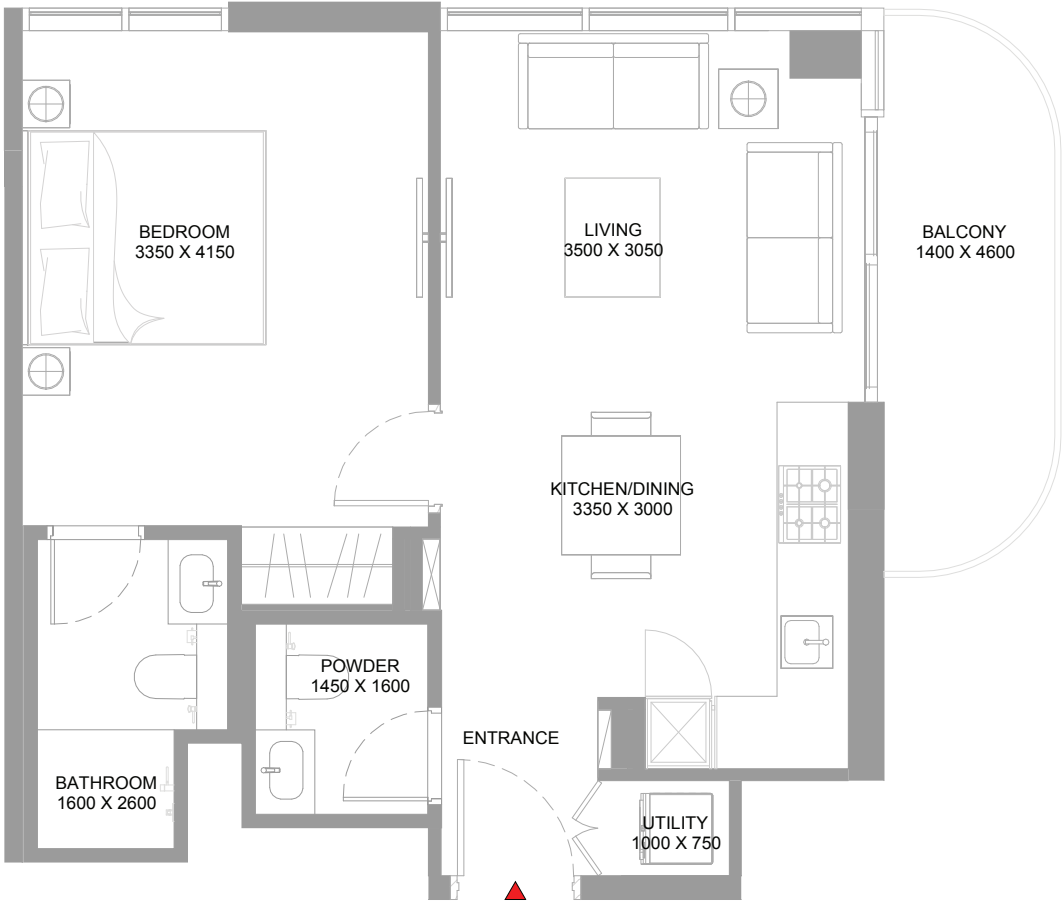
(with powder room + balcony)

TOTAL SALEABLE AREA
SUITE RANGE = 547.02 - 547.99 SQ.FT.
BALCONY = 72.55 SQ.FT.
TOTAL RANGE = 619.57 - 620.54 SQ.FT.

List of unit numbers with this unit plan:

VIEWS

Park, Water View
B-207, C-201, B-309, C-301, B-411, C-401, B-511, C-501, B-611, C-601, B-709, C-701

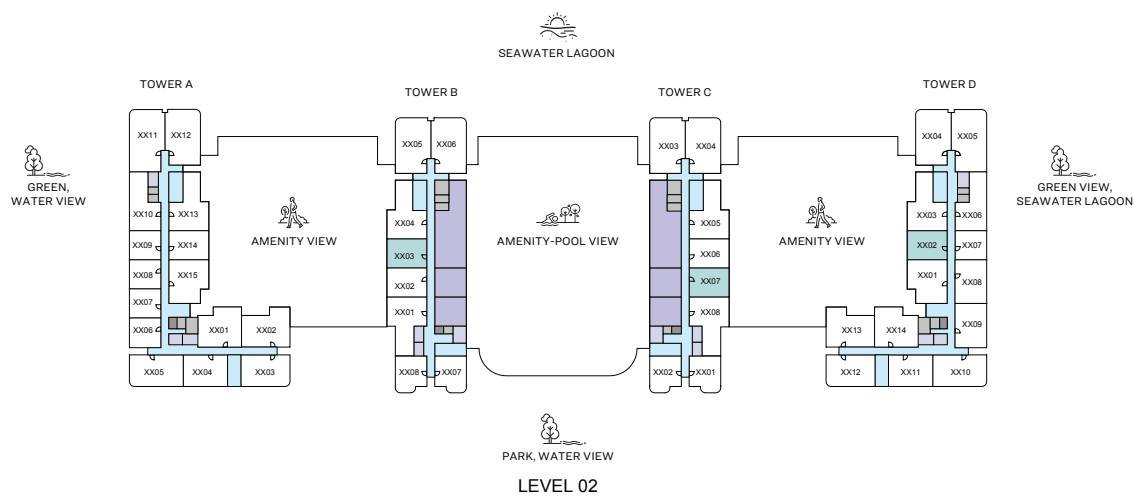
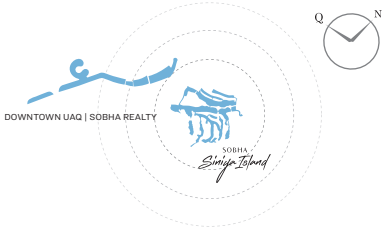


1
BEDROOM
APARTMENT

TYPE C
VARIANT 1
(with powder room + balcony)

TOTAL SALEABLE AREA
SUITE RANGE = 547.02 - 547.99 SQ.FT.
BALCONY = 72.55 SQ.FT.
TOTAL RANGE = 619.57 - 620.54 SQ.FT.

List of unit numbers with this unit plan:
VIEWS
Park, Water View
B-207, C-201, B-309, C-301, B-411, C-401, B-511, C-501, B-611, C-601, B-709, C-701



1

BEDROOM
APARTMENT

TYPE D

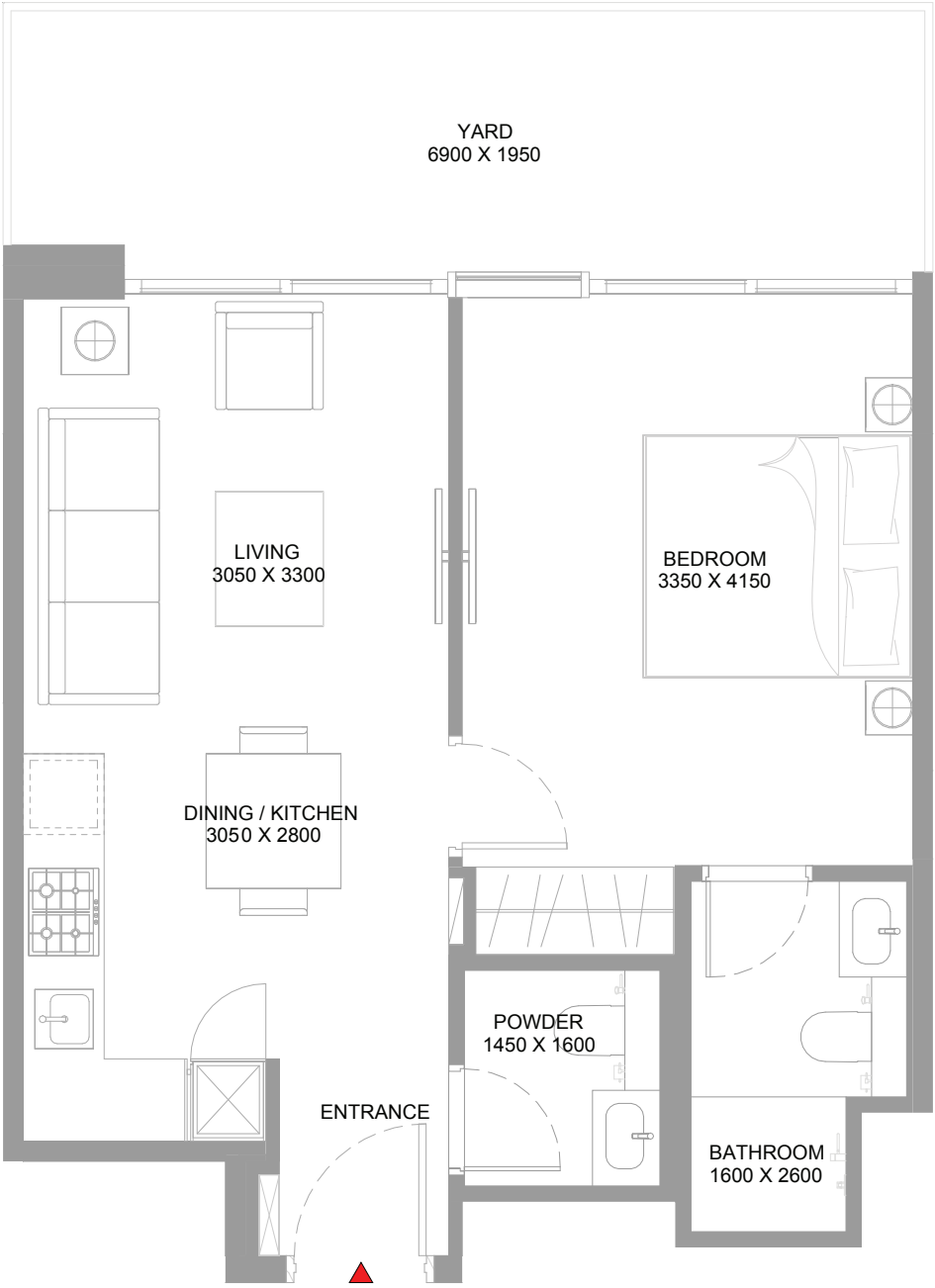
(with powder room + yard)

TOTAL SALEABLE AREA
SUITE RANGE = 511.29 - 512.69 SQ.FT.
YARD RANGE = 150.80 - 151.66 SQ.FT.
TOTAL RANGE = 662.09 - 664.35 SQ.FT.

List of unit numbers with this unit plan:

VIEWS

Amenity
B-203, C-207, D-202



1

BEDROOM
APARTMENT

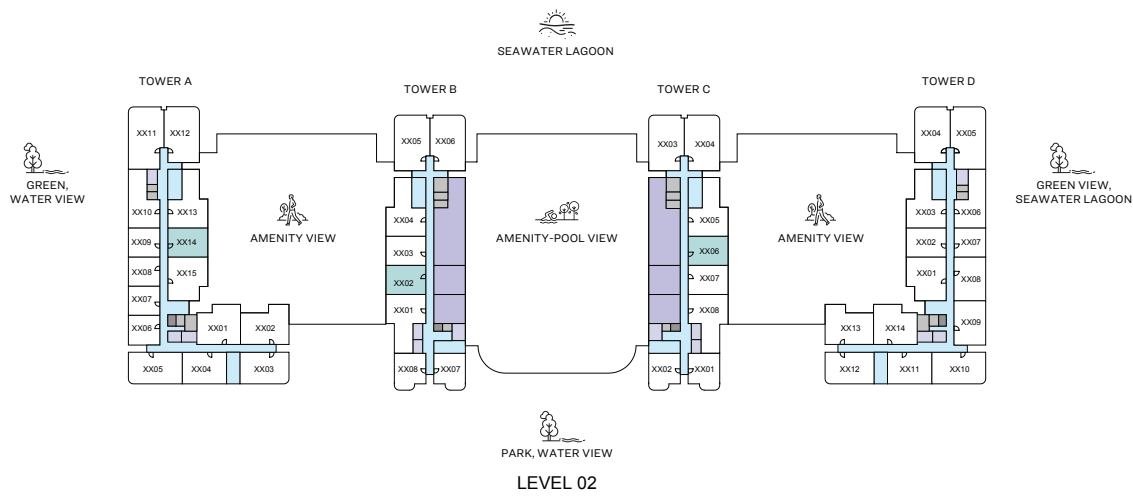
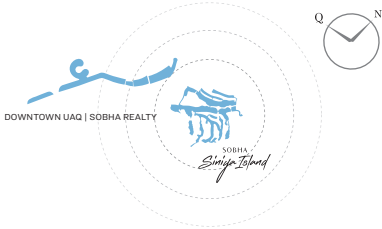
TYPE D

(with powder room + yard)

TOTAL SALEABLE AREA
SUITE RANGE = 511.29 - 512.69 SQ.FT.
YARD RANGE = 150.80 - 151.66 SQ.FT.
TOTAL RANGE = 662.09 - 664.35 SQ.FT.

List of unit numbers with this unit plan:

VIEWS
Amenity
B-203, C-207, D-202



1

BEDROOM
APARTMENT

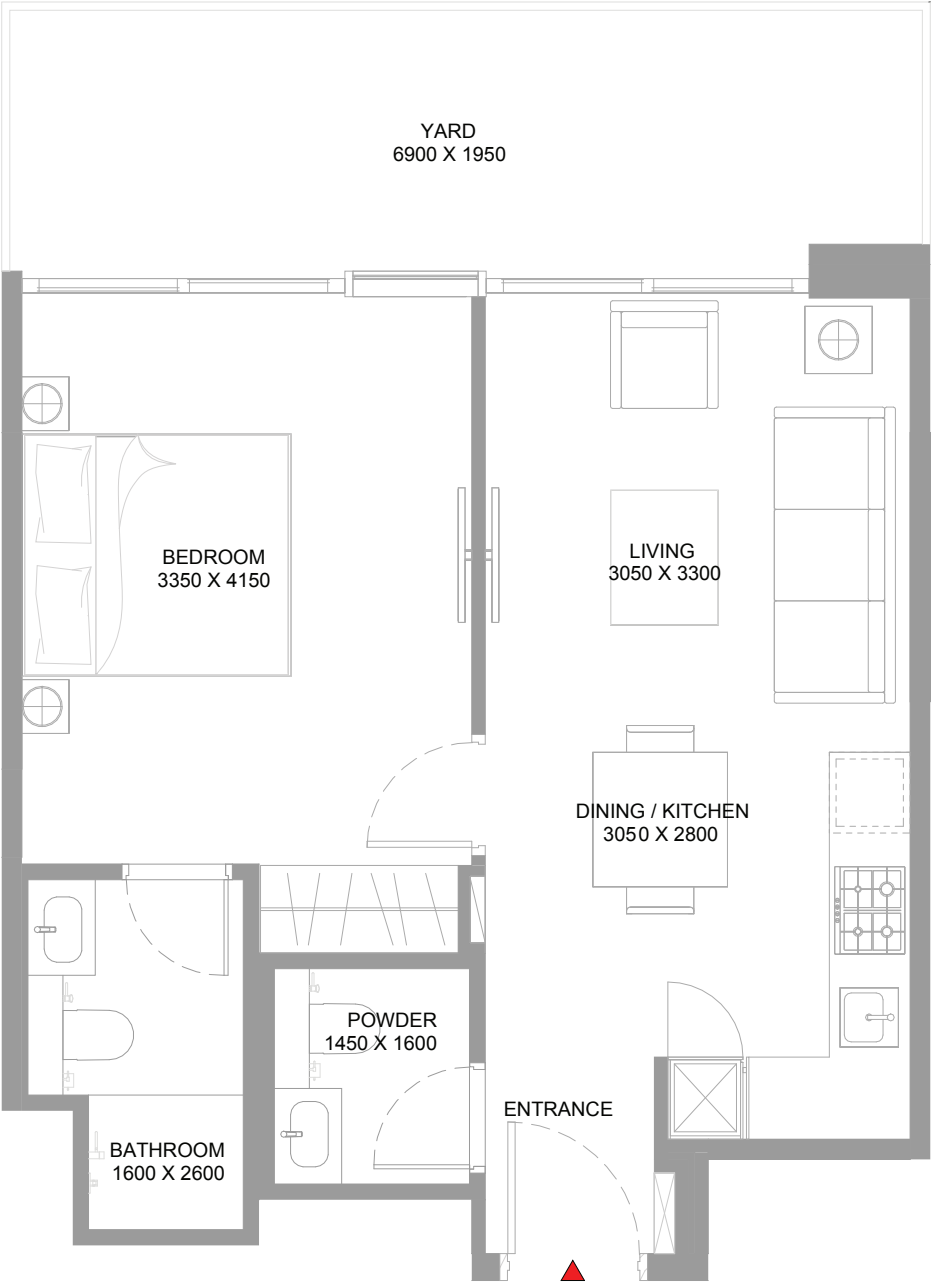
TYPE D VARIANT 1

(with powder room + yard)

TOTAL SALEABLE AREA
SUITE RANGE = 511.18 - 512.69 SQ.FT.
YARD RANGE = 150.80 - 151.66 SQ.FT.
TOTAL RANGE = 661.98 - 664.35 SQ.FT.

List of unit numbers with this unit plan:

VIEWS
Amenity
A-214, B-202, C-206

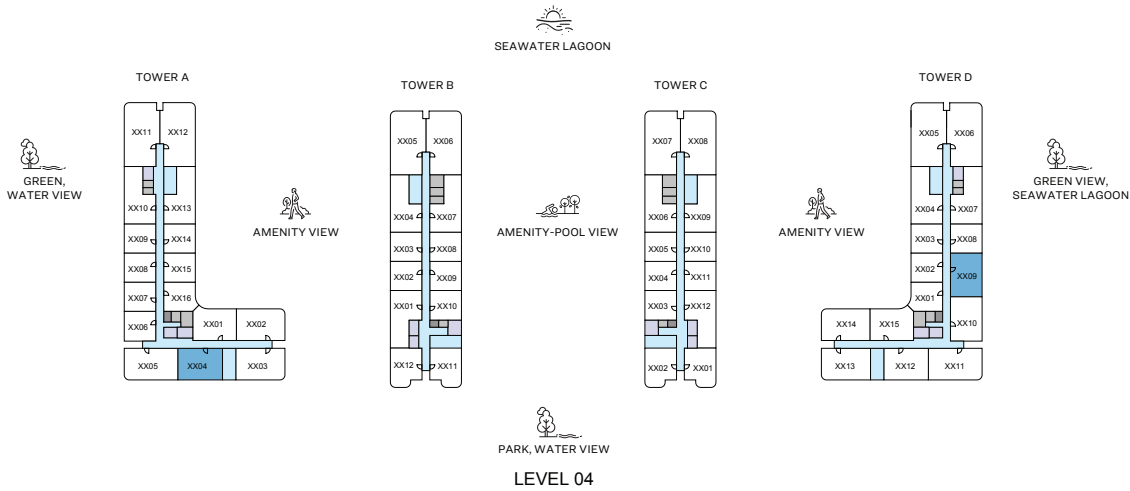
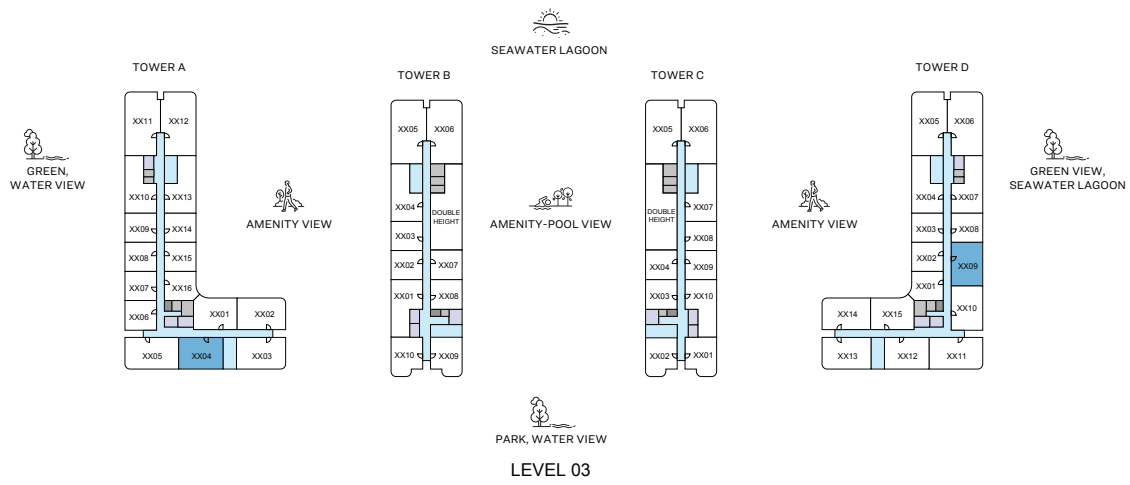
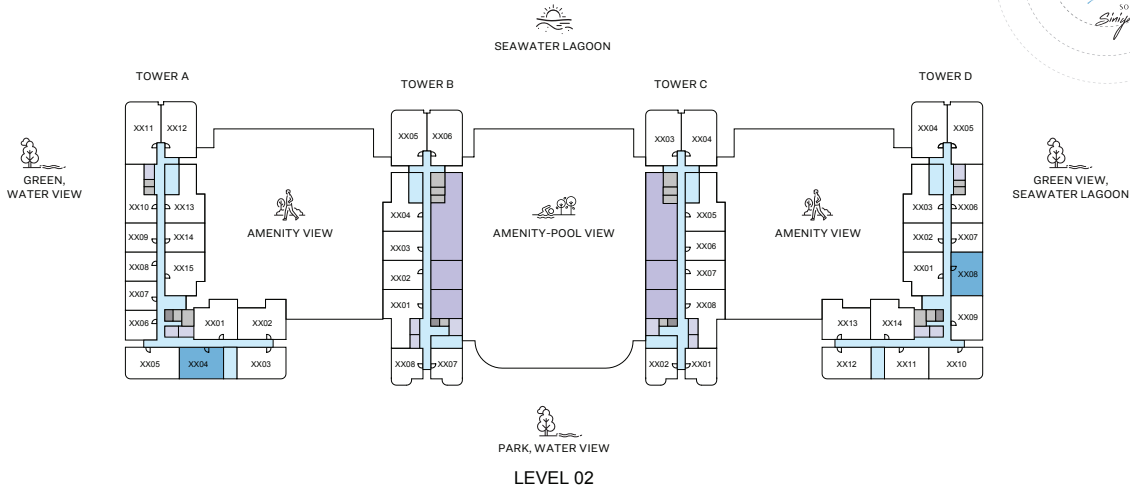
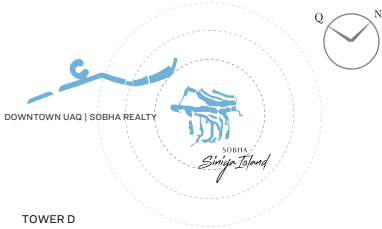


1
BEDROOM
APARTMENT

TYPE D
VARIANT 1
(with powder room + yard)

TOTAL SALEABLE AREA
SUITE RANGE = 511.18 - 512.69 SQ.FT.
YARD RANGE = 150.80 - 151.66 SQ.FT.
TOTAL RANGE = 661.98 - 664.35 SQ.FT.

List of unit numbers with this unit plan:
VIEWS
Amenity
A-214, B-202, C-206



2

BEDROOM
APARTMENT

TYPE A

(with balcony)

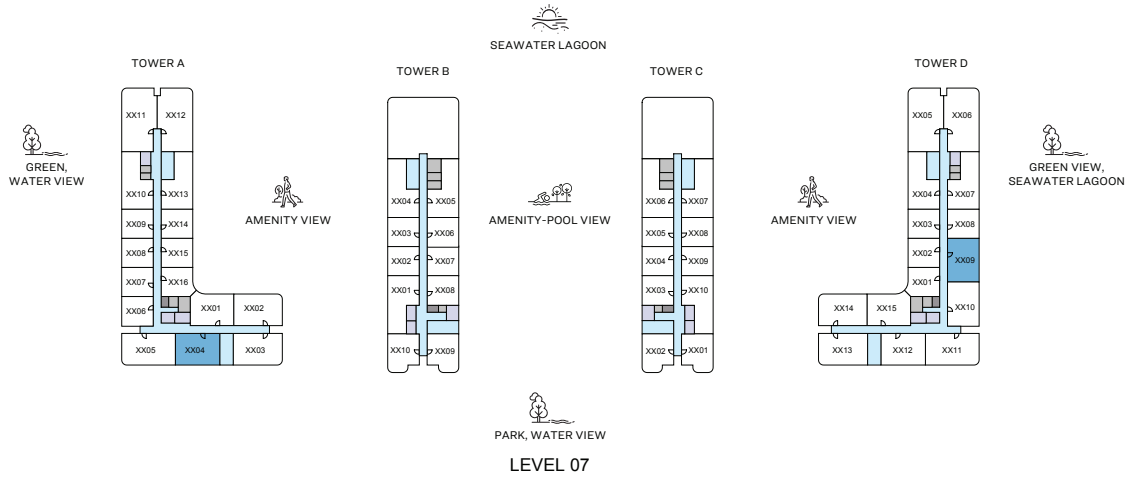
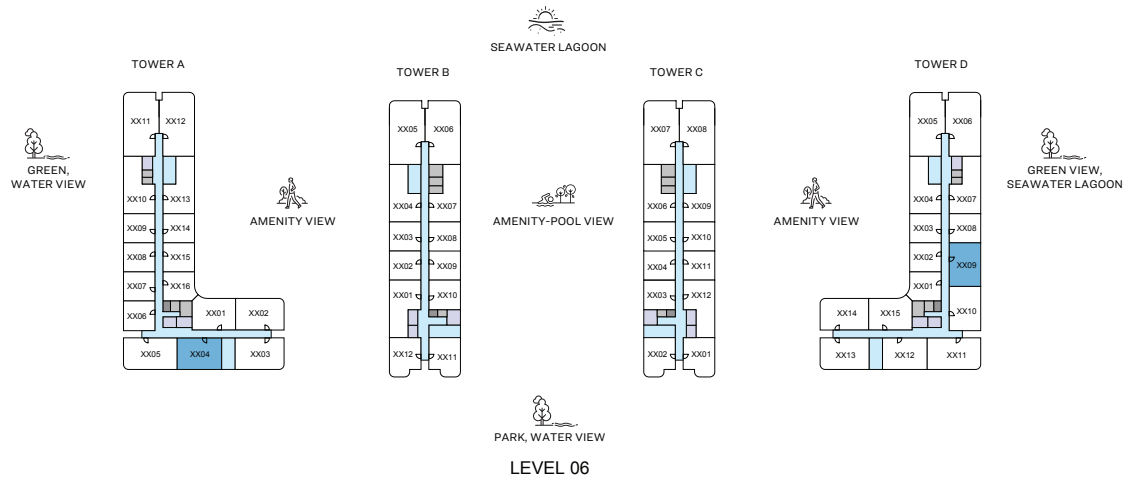
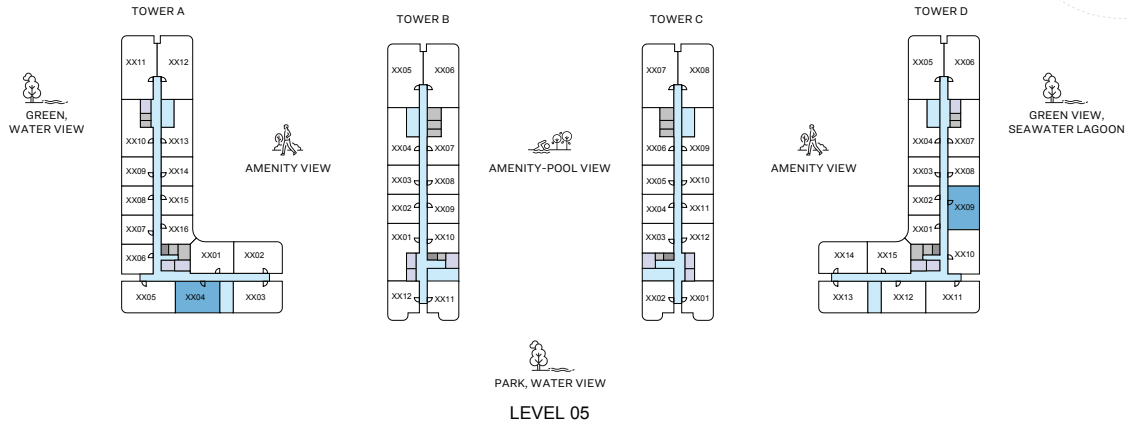
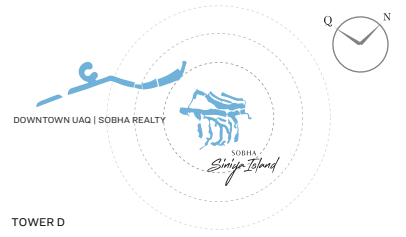
TOTAL SALEABLE AREA
SUITE RANGE = 729.15 - 729.47 SQ.FT.
BALCONY = 46.72 SQ.FT.
TOTAL RANGE = 775.86 - 776.19 SQ.FT.

List of unit numbers with this unit plan:

VIEWS

Green View, Seawater Lagoon
D-208, D-309, D-409, D-509, D-609, D-709, D-809, D-907

Park, Water View
A-204, A-304, A-404, A-504, A-604, A-704, A-804, A-904



2

BEDROOM
APARTMENT

TYPE A

(with balcony)

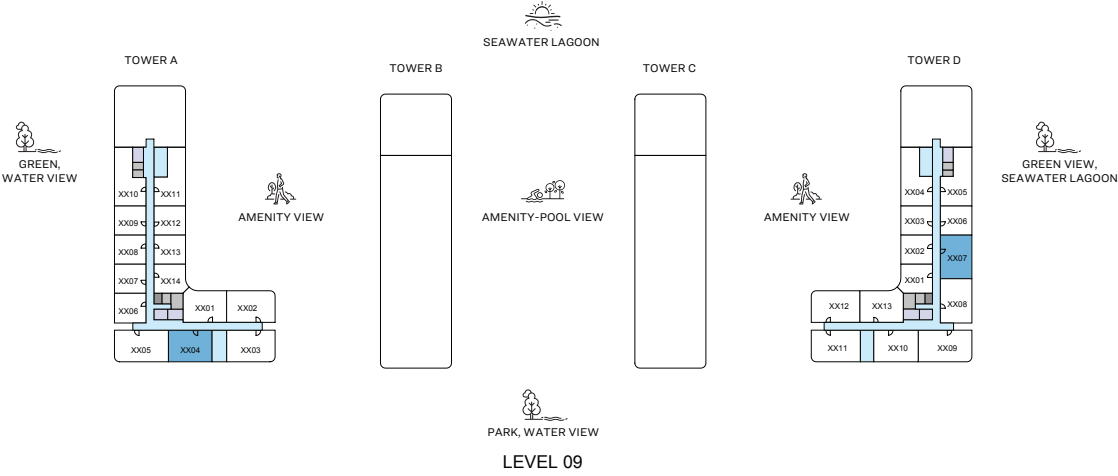
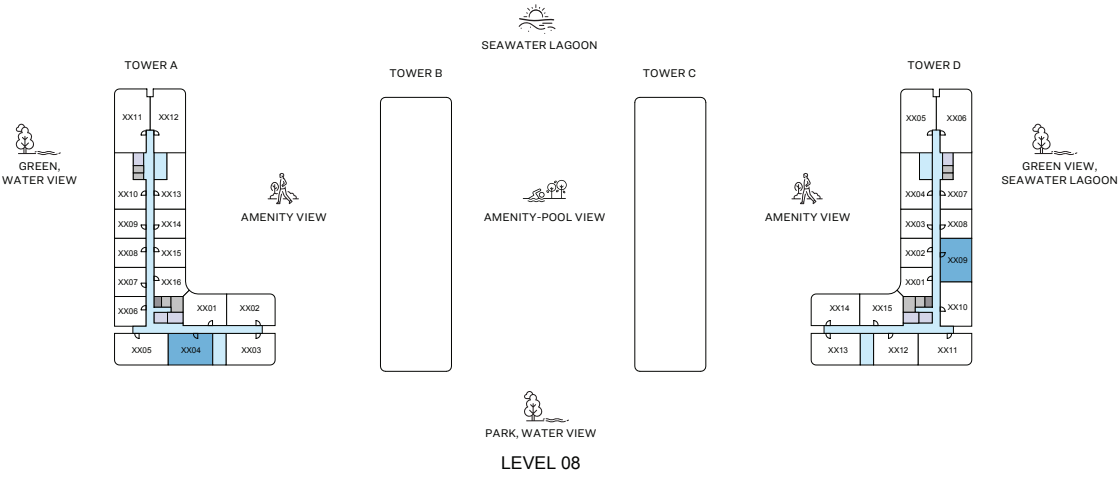
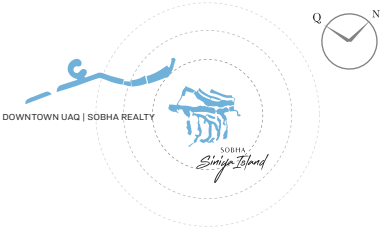
TOTAL SALEABLE AREA
SUITE RANGE = 729.15 - 729.47 SQ.FT.
BALCONY = 46.72 SQ.FT.
TOTAL RANGE = 775.86 - 776.19 SQ.FT.

List of unit numbers with this unit plan:

VIEWS

Green View, Seawater Lagoon
D-208, D-309, D-409, D-509, D-609, D-709, D-809, D-907

Park, Water View
A-204, A-304, A-404, A-504, A-604, A-704, A-804, A-904



2

BEDROOM
APARTMENT

TYPE A

(with balcony)

TOTAL SALEABLE AREA
SUITE RANGE = 729.15 - 729.47 SQ.FT.
BALCONY = 46.72 SQ.FT.
TOTAL RANGE = 775.86 - 776.19 SQ.FT.

List of unit numbers with this unit plan:

VIEWS

Green View, Seawater Lagoon
D-208, D-309, D-409, D-509, D-609, D-709, D-809, D-907

Park, Water View
A-204, A-304, A-404, A-504, A-604, A-704, A-804, A-904



2

BEDROOM
APARTMENT

TYPE A

(with balcony)

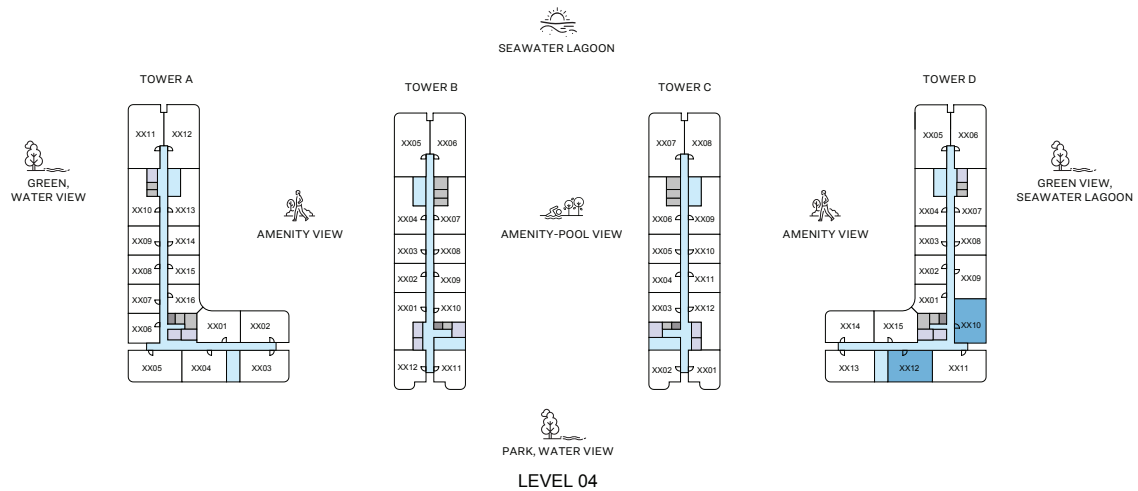
TOTAL SALEABLE AREA
SUITE RANGE = 729.15 - 729.47 SQ.FT.
BALCONY = 46.72 SQ.FT.
TOTAL RANGE = 775.86 - 776.19 SQ.FT.

List of unit numbers with this unit plan:

VIEWS

Green View, Seawater Lagoon
D-208, D-309, D-409, D-509, D-609, D-709, D-809, D-907

Park, Water View
A-204, A-304, A-404, A-504, A-604, A-704, A-804, A-904

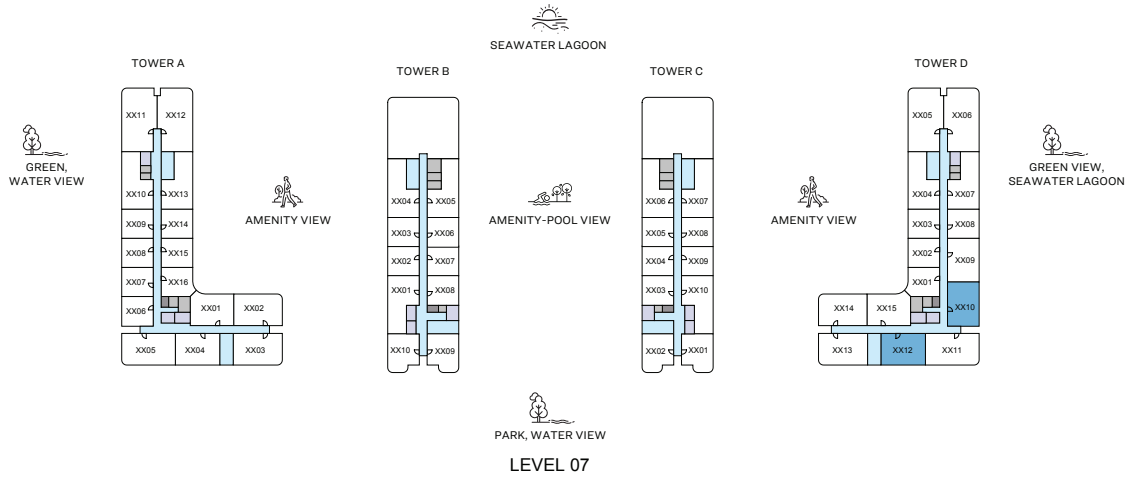
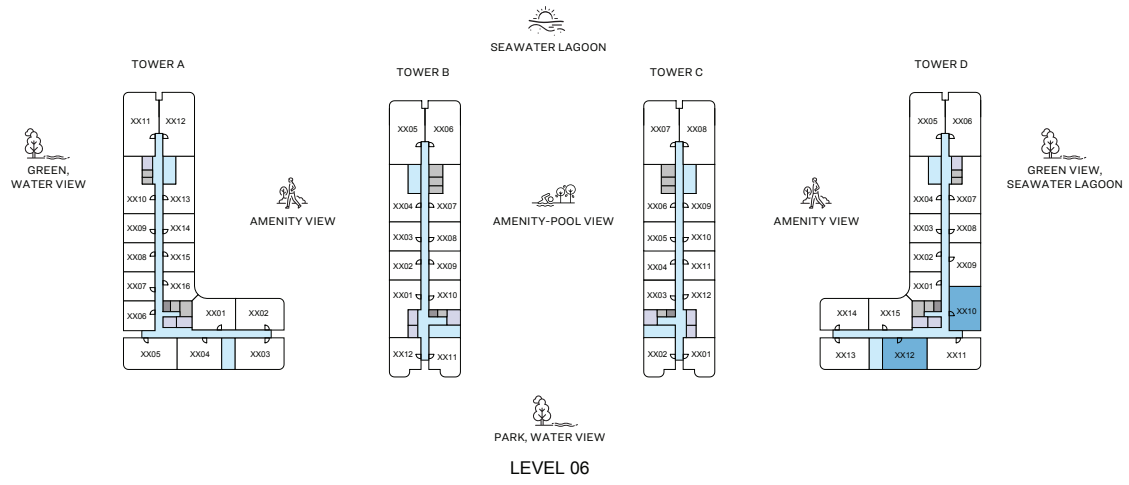
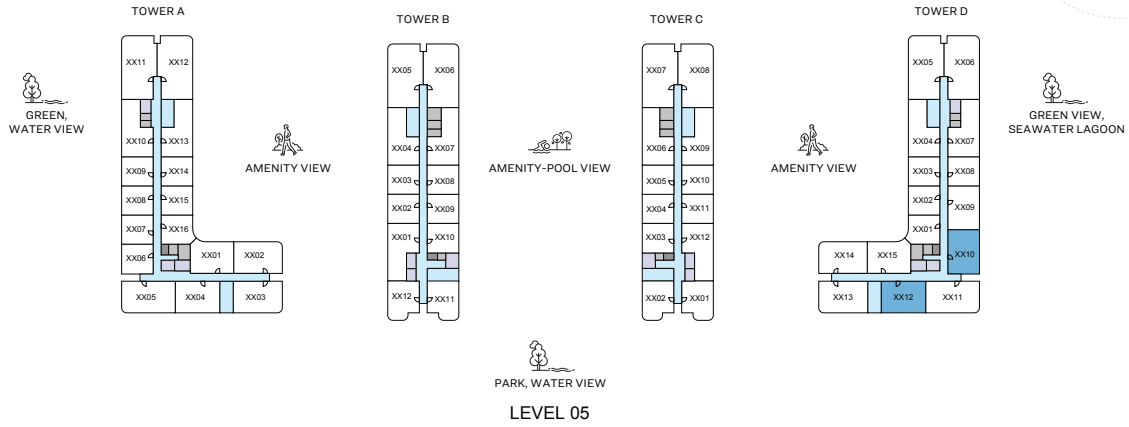
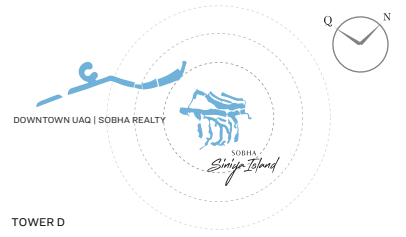


2

BEDROOM
APARTMENT

TOTAL SALEABLE AREA
SUITE RANGE = 729.47 - 730.65 SQ.FT.
BALCONY = 46.72 SQ.FT.
TOTAL RANGE = 776.19 - 777.37 SQ.FT.

Park, Water View
D-211, D-312, D-412, D-512, D-612, D-712, D-812, D-910



2

BEDROOM
APARTMENT

TYPE A VARIANT 1 (with balcony)

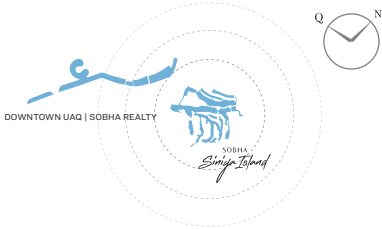
TOTAL SALEABLE AREA
SUITE RANGE = 729.47 - 730.65 SQ.FT.
BALCONY = 46.72 SQ.FT.
TOTAL RANGE = 776.19 - 777.37 SQ.FT.

List of unit numbers with this unit plan:

VIEWS

Green View, Seawater Lagoon
D-209, D-310, D-410, D-510, D-610, D-710, D-810, D-908

Park, Water View
D-211, D-312, D-412, D-512, D-612, D-712, D-812, D-910



2
BEDROOM
APARTMENT

TYPE A
VARIANT 1
(with balcony)

TOTAL SALEABLE AREA
SUITE RANGE = 729.47 - 730.65 SQ.FT.
BALCONY = 46.72 SQ.FT.
TOTAL RANGE = 776.19 - 777.37 SQ.FT.

List of unit numbers with this unit plan:

VIEWS

Green View, Seawater Lagoon
D-209, D-310, D-410, D-510, D-610, D-710, D-810, D-908

Park, Water View
D-211, D-312, D-412, D-512, D-612, D-712, D-812, D-910



2

BEDROOM
APARTMENT

TYPE A VARIANT 1

(with balcony)

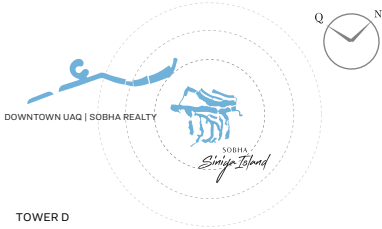
TOTAL SALEABLE AREA
SUITE RANGE = 729.47 - 730.65 SQ.FT.
BALCONY = 46.72 SQ.FT.
TOTAL RANGE = 776.19 - 777.37 SQ.FT.

List of unit numbers with this unit plan:

VIEWS

Green View, Seawater Lagoon
D-209, D-310, D-410, D-510, D-610, D-710, D-810, D-908

Park, Water View
D-211, D-312, D-412, D-512, D-612, D-712, D-812, D-910



2

BEDROOM
APARTMENT

TYPE B

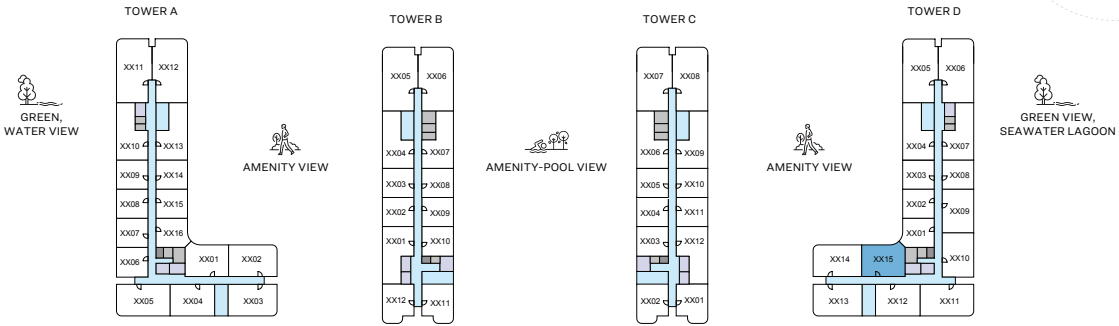
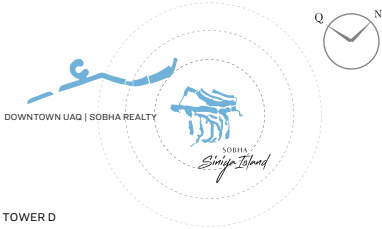
(with balcony)

TOTAL SALEABLE AREA
SUITE = 729.47 SQ.FT.
BALCONY = 55.43 SQ.FT.
TOTAL = 784.90 SQ.FT.

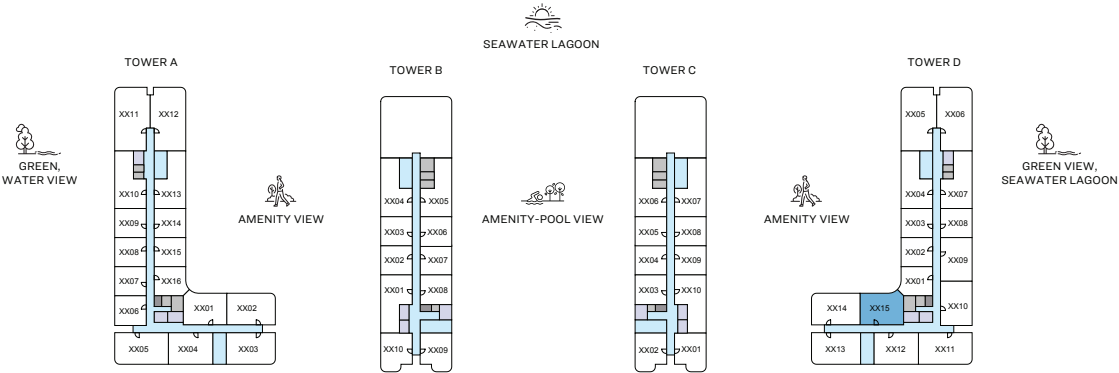
List of unit numbers with this unit plan:

VIEWS

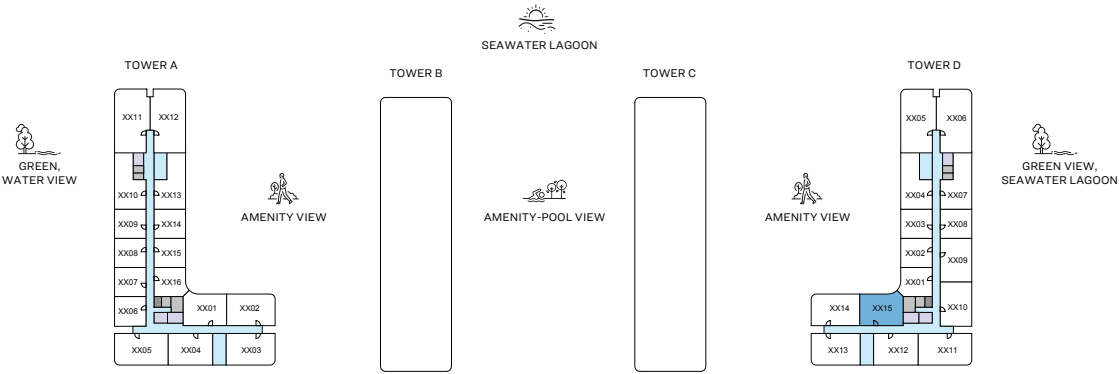
Amenity, Seawater Lagoon
D-315, D-415, D-515, D-615, D-715, D-815, D-913



LEVEL 06



LEVEL 07



LEVEL 08

2
BEDROOM
APARTMENT

TYPE B

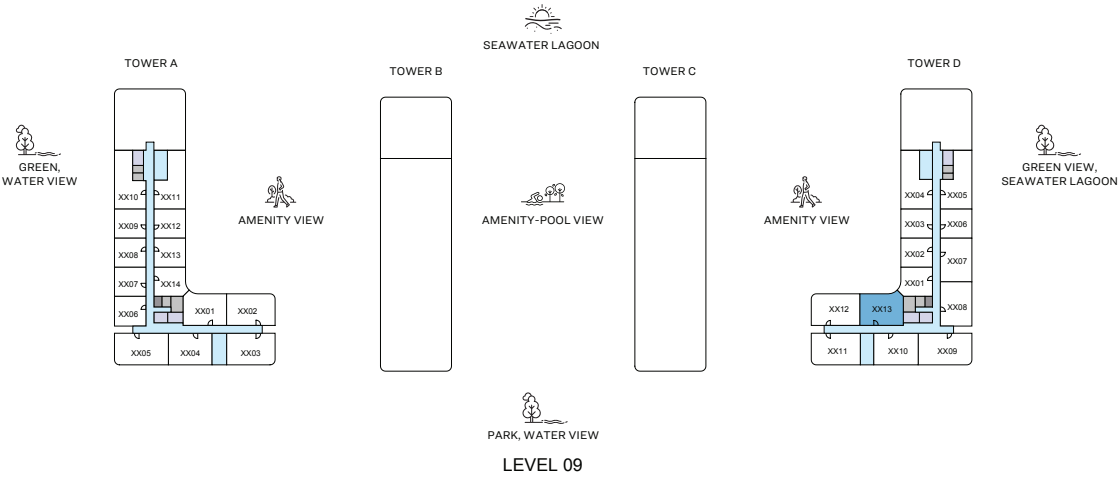
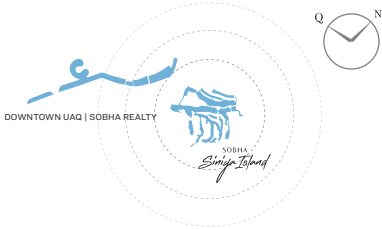
(with balcony)

TOTAL SALEABLE AREA
SUITE = 729.47 SQ.FT.
BALCONY = 55.43 SQ.FT.
TOTAL = 784.90 SQ.FT.

List of unit numbers with this unit plan:

VIEWS

Amenity, Seawater Lagoon
D-315, D-415, D-515, D-615, D-715, D-815, D-913



2
BEDROOM
APARTMENT

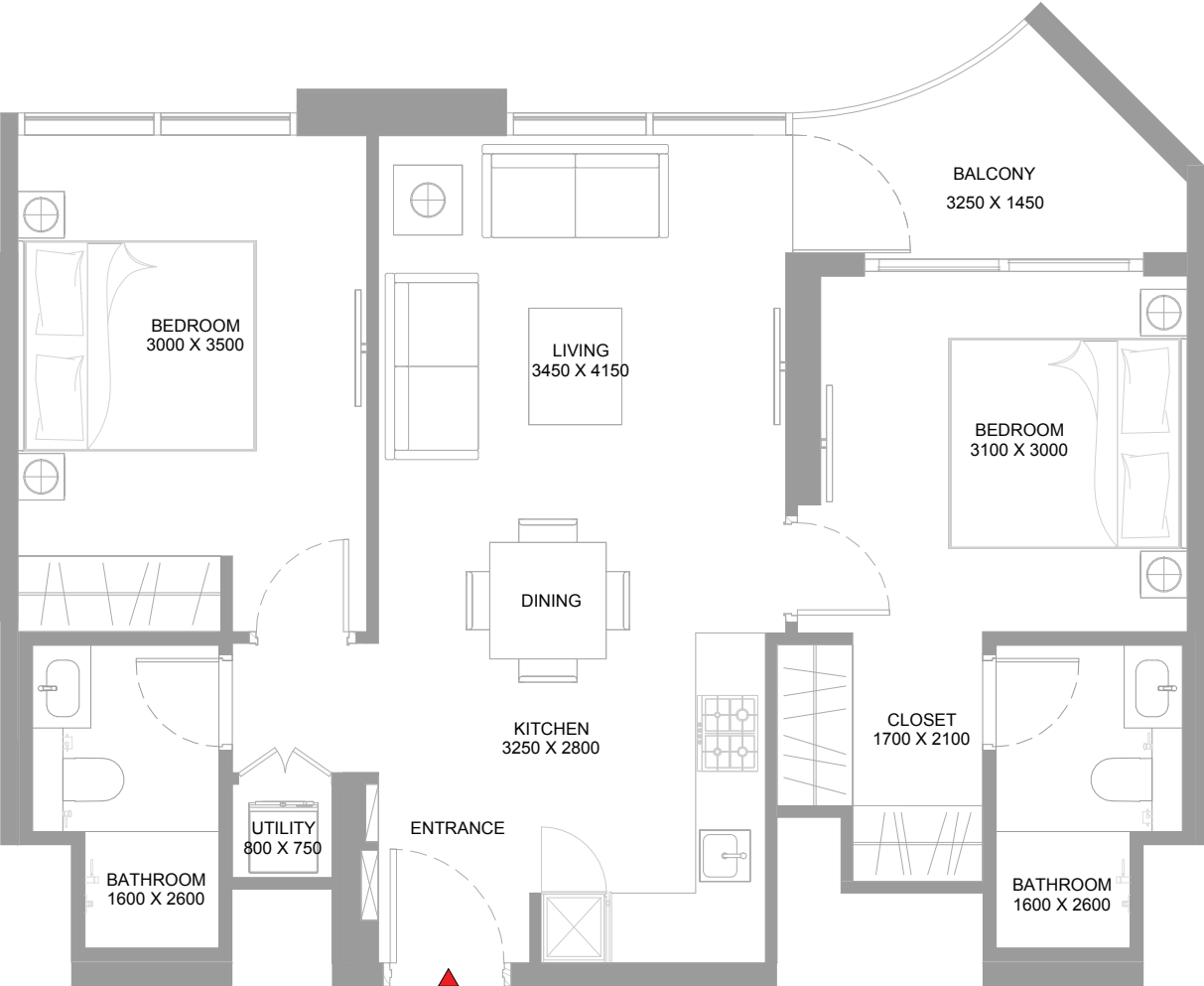
TYPE B
(with balcony)

TOTAL SALEABLE AREA
SUITE = 729.47 SQ.FT.
BALCONY = 55.43 SQ.FT.
TOTAL = 784.90 SQ.FT.

List of unit numbers with this unit plan:

VIEWS

Amenity, Seawater Lagoon
D-315, D-415, D-515, D-615, D-715, D-815, D-913



2
BEDROOM
APARTMENT

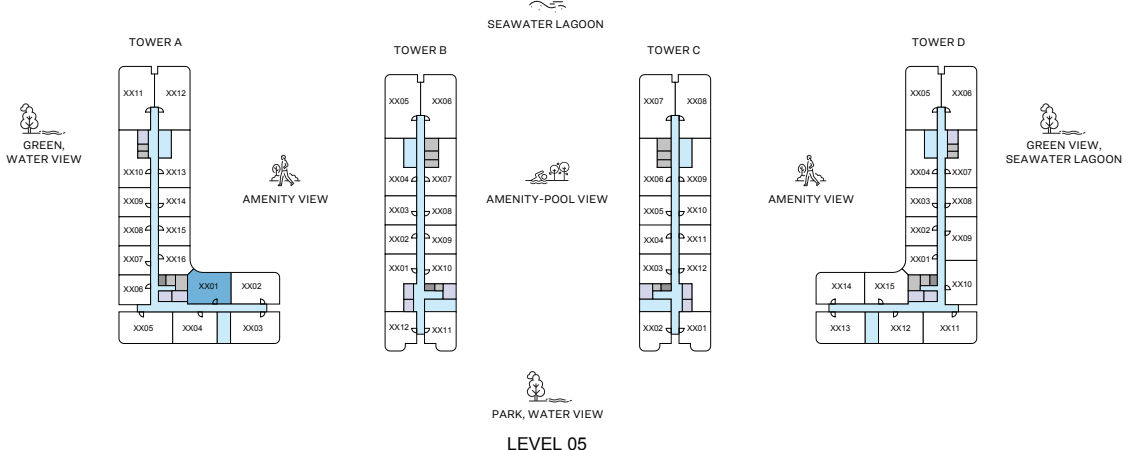
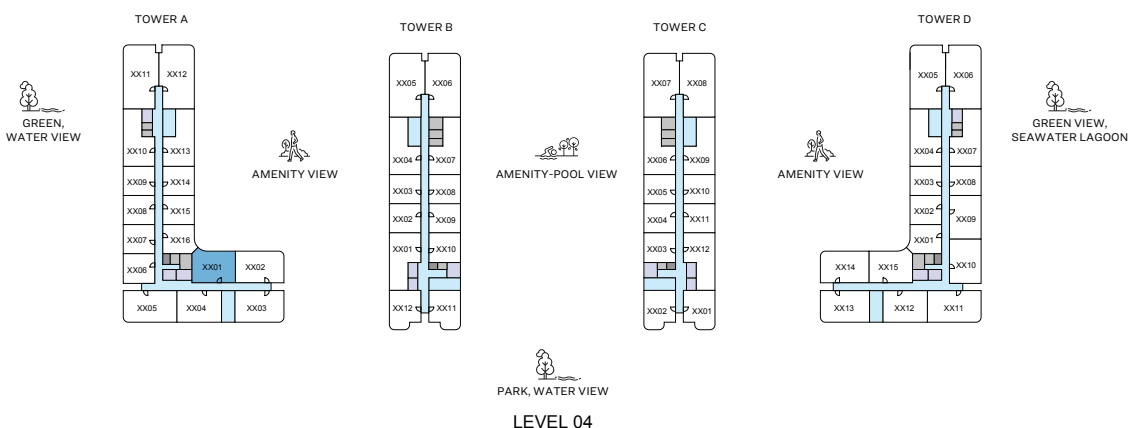
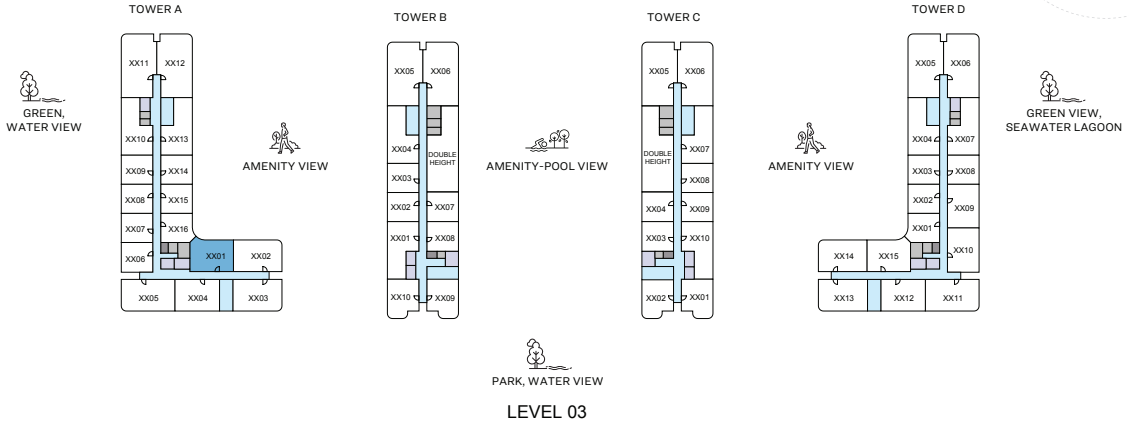
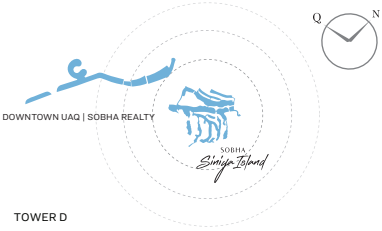
TYPE B
(with balcony)

TOTAL SALEABLE AREA
SUITE = 729.47 SQ.FT.
BALCONY = 55.43 SQ.FT.
TOTAL = 784.90 SQ.FT.

List of unit numbers with this unit plan:

VIEWS

Amenity, Seawater Lagoon
D-315, D-415, D-515, D-615, D-715, D-815, D-913



2
BEDROOM
APARTMENT

TYPE B VARIANT 1

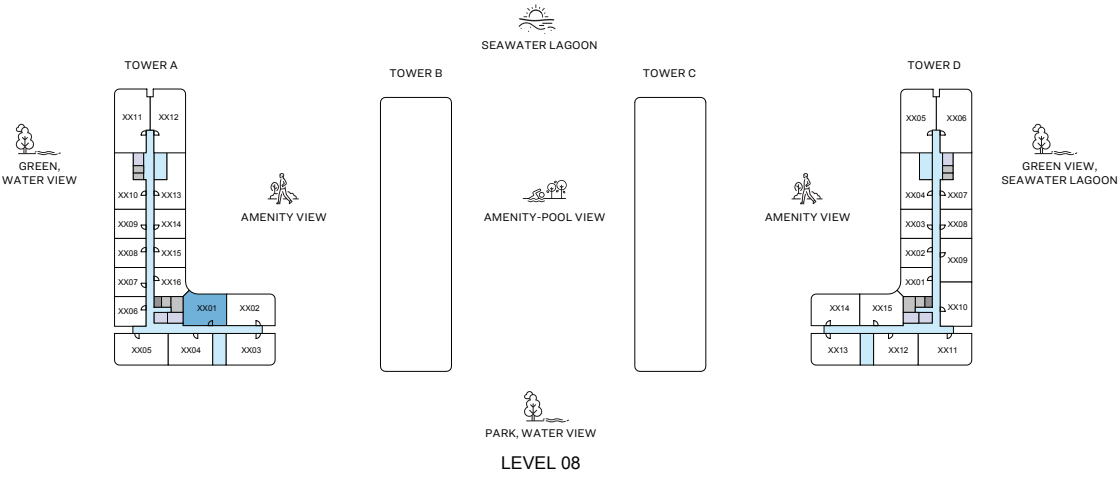
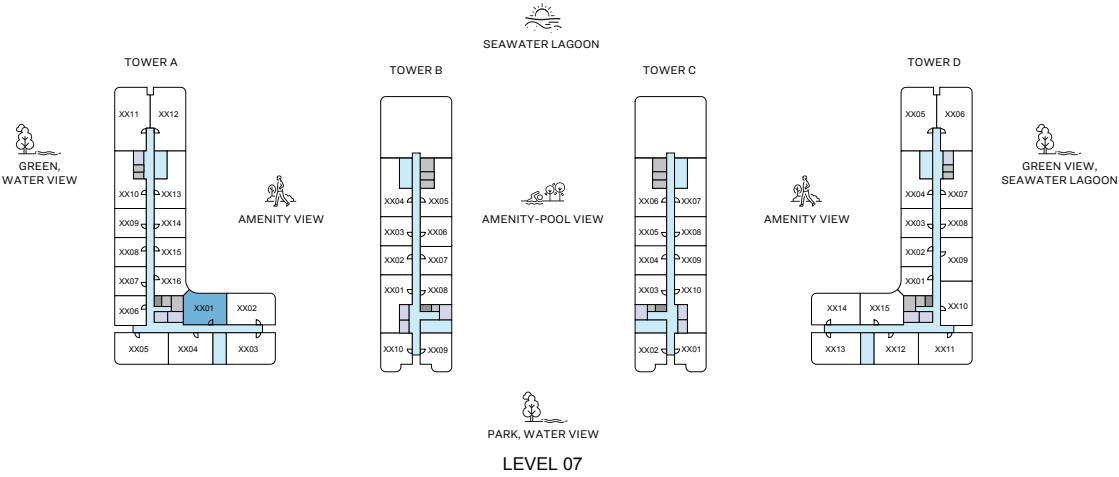
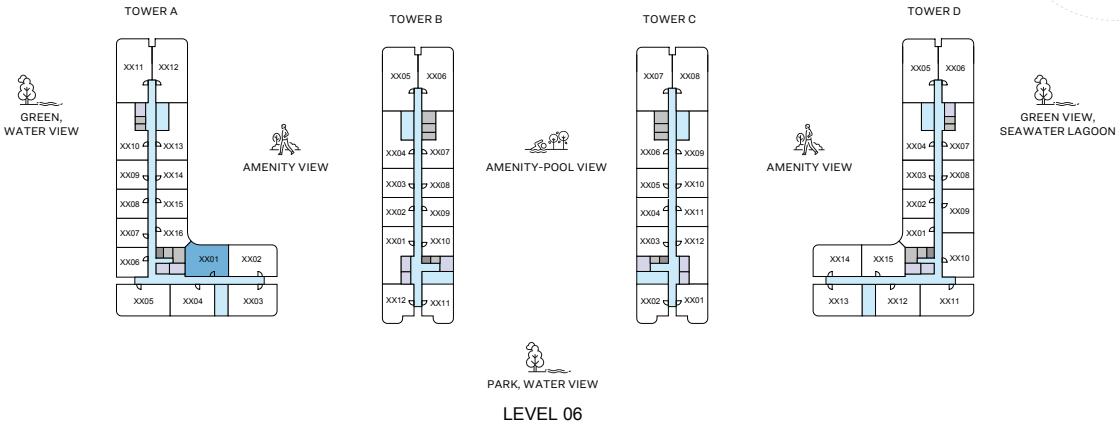
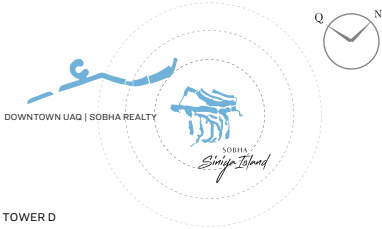
(with balcony)

TOTAL SALEABLE AREA
SUITE RANGE = 729.36 - 729.47 SQ.FT.
BALCONY = 55.43 SQ.FT.
TOTAL RANGE = 784.80 - 784.90 SQ.FT.

List of unit numbers with this unit plan:

VIEWS

Amenity, Seawater Lagoon
A-301, A-401, A-501, A-601, A-701, A-801, A-901



2
BEDROOM
APARTMENT

TYPE B VARIANT 1

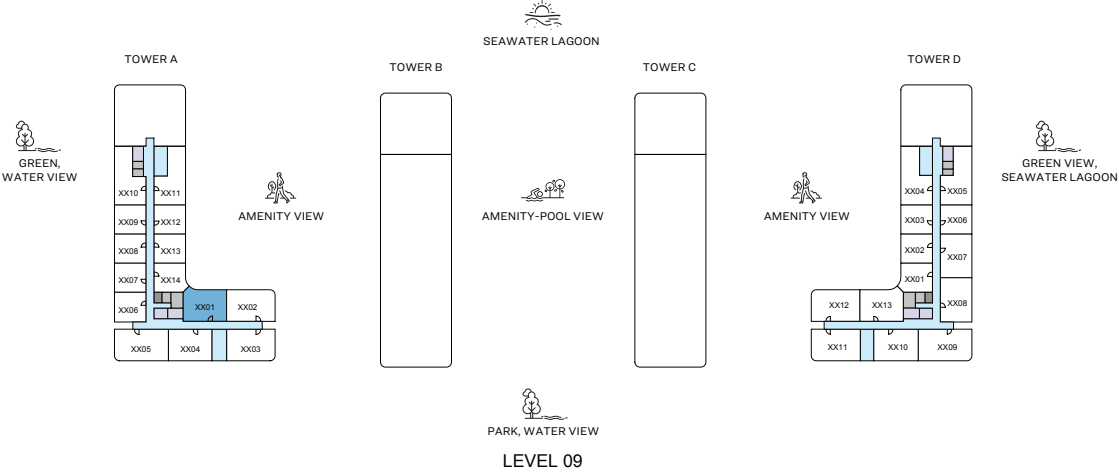
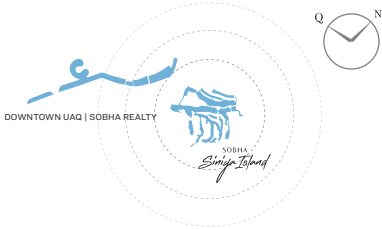
(with balcony)

TOTAL SALEABLE AREA
SUITE RANGE = 729.36 - 729.47 SQ.FT.
BALCONY = 55.43 SQ.FT.
TOTAL RANGE = 784.80 - 784.90 SQ.FT.

List of unit numbers with this unit plan:

VIEWS

Amenity, Seawater Lagoon
A-301, A-401, A-501, A-601, A-701, A-801, A-901



2

BEDROOM
APARTMENT

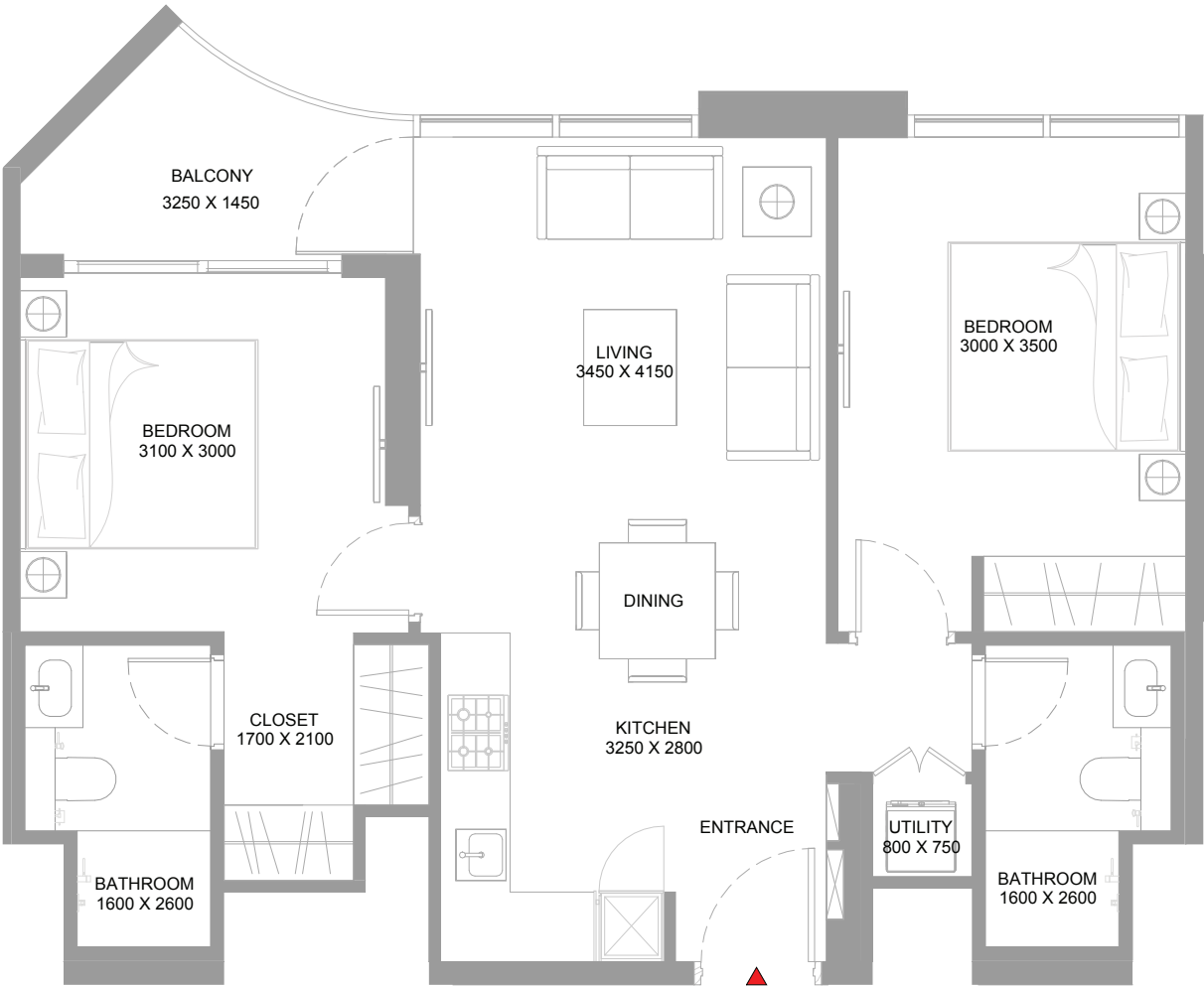
TYPE B VARIANT 1 (with balcony)

TOTAL SALEABLE AREA
SUITE RANGE = 729.36 - 729.47 SQ.FT.
BALCONY = 55.43 SQ.FT.
TOTAL RANGE = 784.80 - 784.90 SQ.FT.

List of unit numbers with this unit plan:

VIEWS

Amenity, Seawater Lagoon
A-301, A-401, A-501, A-601, A-701, A-801, A-901



2
BEDROOM
APARTMENT

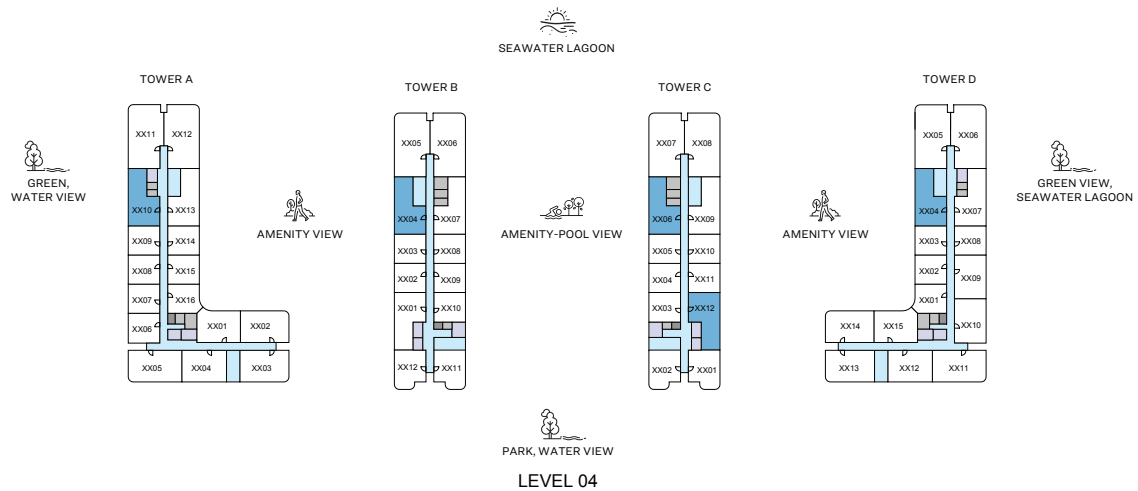
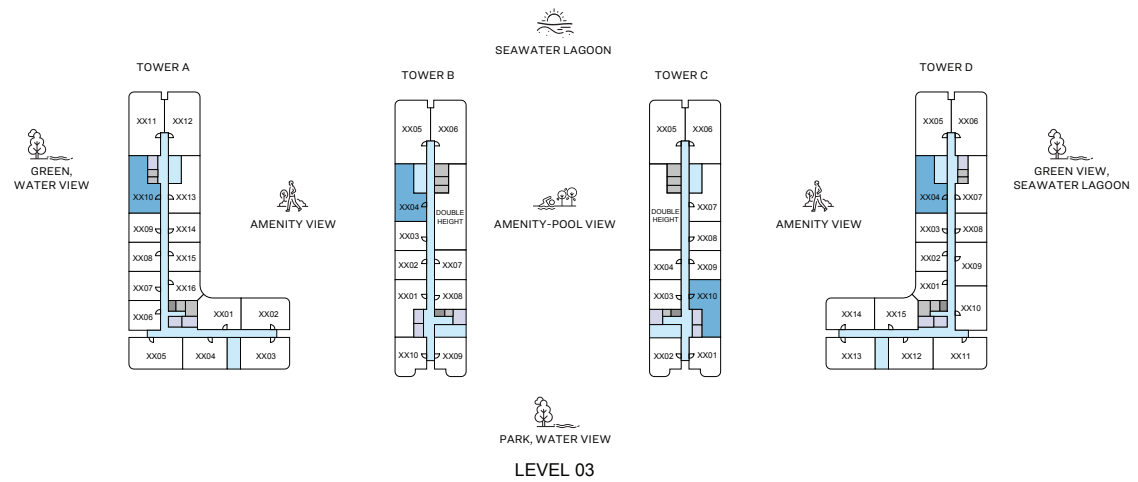
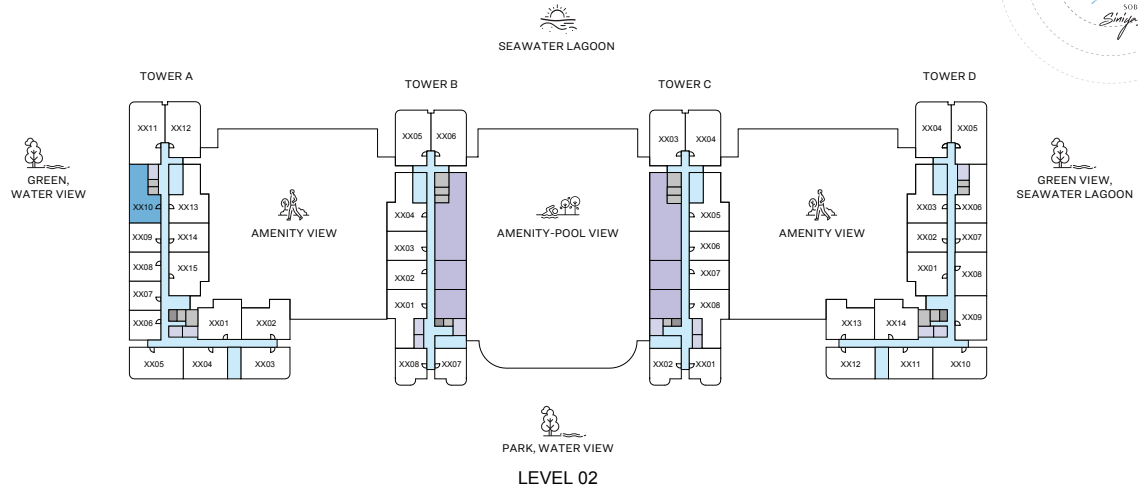
TYPE B
VARIANT 1
(with balcony)

TOTAL SALEABLE AREA
SUITE RANGE = 729.36 - 729.47 SQ.FT.
BALCONY = 55.43 SQ.FT.
TOTAL RANGE = 784.80 - 784.90 SQ.FT.

List of unit numbers with this unit plan:

VIEWS

Amenity, Seawater Lagoon
A-301, A-401, A-501, A-601, A-701, A-801, A-901



2

BEDROOM
APARTMENT

TYPE C

(with balcony)

TOTAL SALEABLE AREA

SUITE RANGE = 796.21 - 798.25 SQ.FT.

BALCONY RANGE = 43.06 - 43.49 SQ.FT.

TOTAL RANGE = 839.26 - 841.74 SQ.FT.

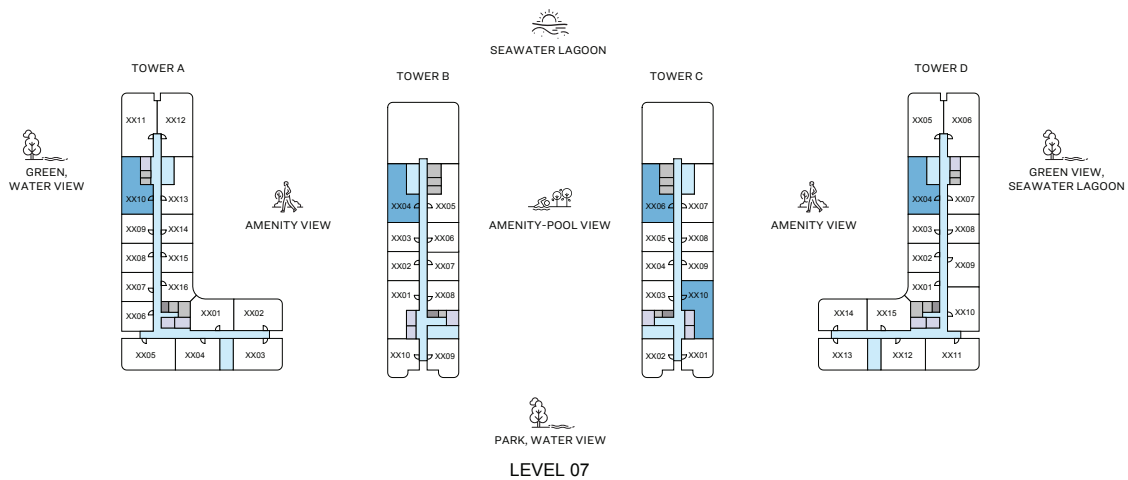
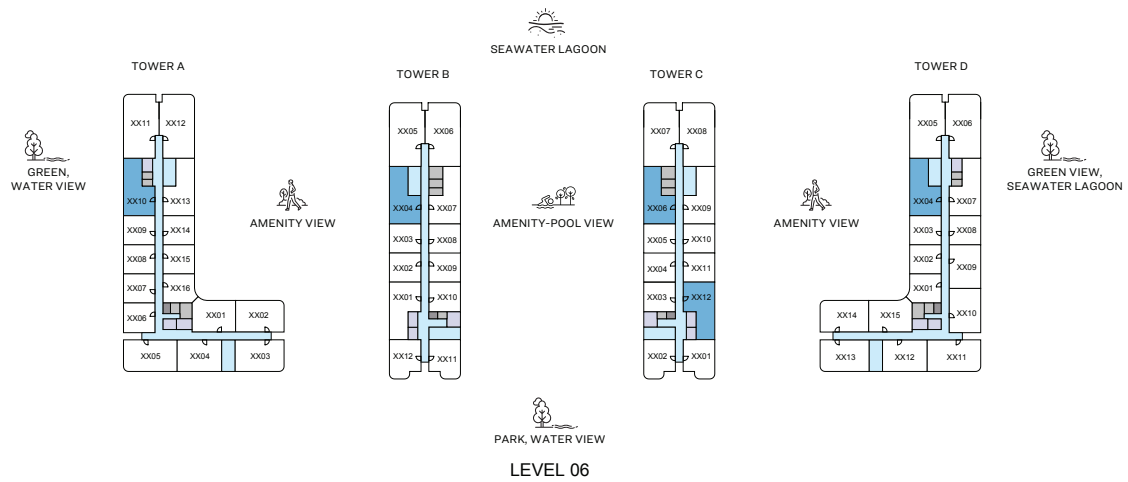
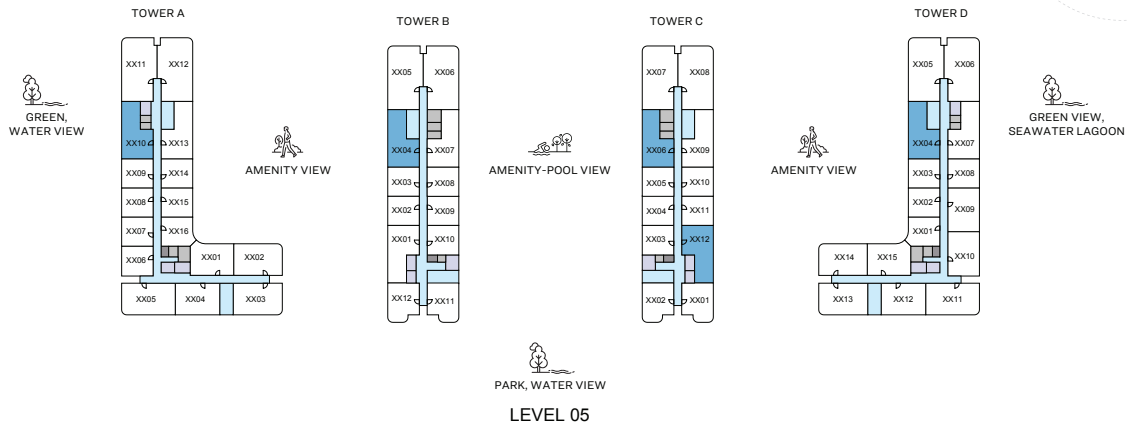
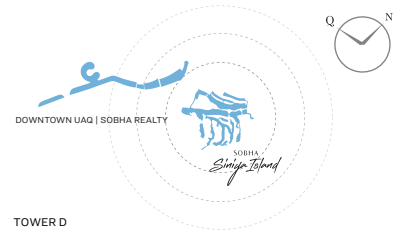
List of unit numbers with this unit plan:

VIEWS

Amenity, Pool, Seawater Lagoon
C-406, C-506, C-606, C-706

Amenity, Seawater Lagoon
B-304, C-310, D-304, B-404, C-412, D-404, B-504,
C-512, D-504, B-604, C-612, D-604, B-704, C-710,
D-704, D-804, D-904

Green, Water View
A-210, A-310, A-410, A-510, A-610, A-710, A-810, A-910



2

**BEDROOM
APARTMENT**

TYPE C

(with balcony)

TOTAL SALEABLE AREA
SUITE RANGE = 796.21 - 798.25 SQ.FT.
BALCONY RANGE = 43.06 - 43.49 SQ.FT.
TOTAL RANGE = 839.26 - 841.74 SQ.FT.

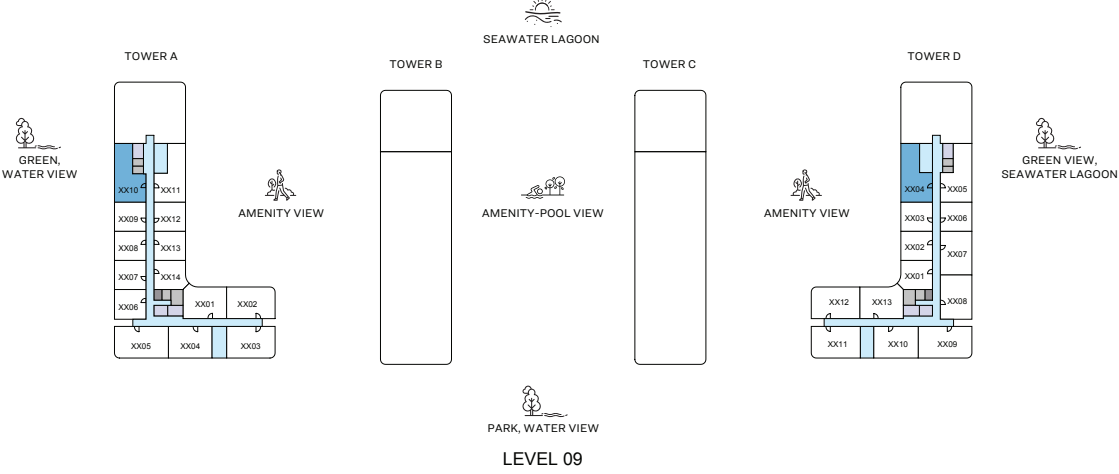
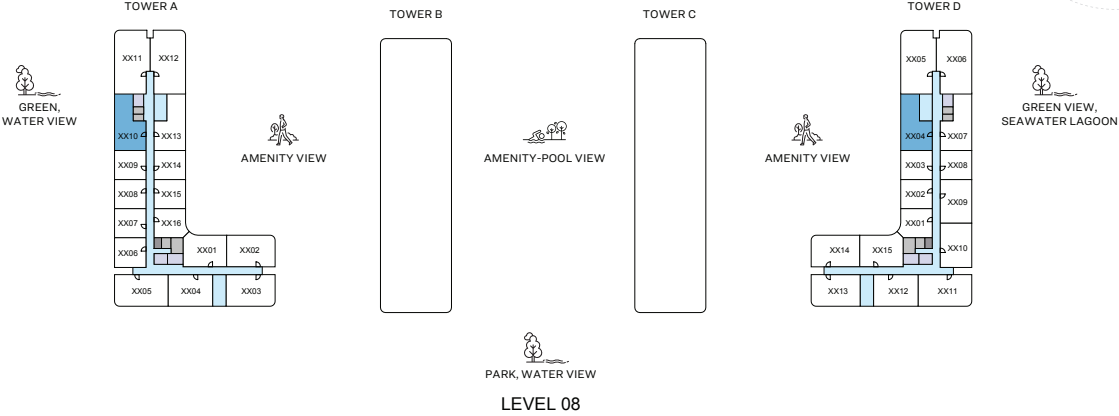
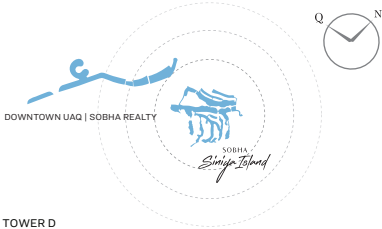
List of unit numbers with this unit plan:

VIEWS

Amenity, Pool, Seawater Lagoon
C-406, C-506, C-606, C-706

Amenity, Seawater Lagoon
B-304, C-310, D-304, B-404, C-412, D-404, B-504,
C-512, D-504, B-604, C-612, D-604, B-704, C-710,
D-704, D-804, D-904

Green, Water View
A-210, A-310, A-410, A-510, A-610, A-710, A-810, A-910



2

BEDROOM
APARTMENT

TYPE C

(with balcony)

TOTAL SALEABLE AREA
SUITE RANGE = 796.21 - 798.25 SQ.FT.
BALCONY RANGE = 43.06 - 43.49 SQ.FT.
TOTAL RANGE = 839.26 - 841.74 SQ.FT.

List of unit numbers with this unit plan:

VIEWS

Amenity, Pool, Seawater Lagoon
C-406, C-506, C-606, C-706

Amenity, Seawater Lagoon
B-304, C-310, D-304, B-404, C-412, D-404, B-504,
C-512, D-504, B-604, C-612, D-604, B-704, C-710,
D-704, D-804, D-904

Green, Water View
A-210, A-310, A-410, A-510, A-610, A-710, A-810, A-910



2

BEDROOM
APARTMENT

TYPE C

(with balcony)

TOTAL SALEABLE AREA
SUITE RANGE = 796.21 - 798.25 SQ.FT.
BALCONY RANGE = 43.06 - 43.49 SQ.FT.
TOTAL RANGE = 839.26 - 841.74 SQ.FT.

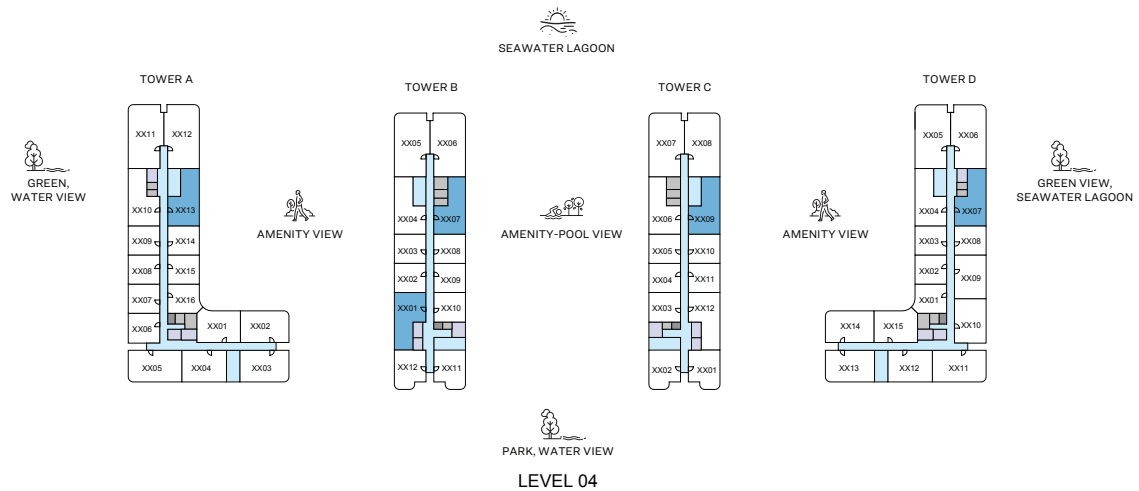
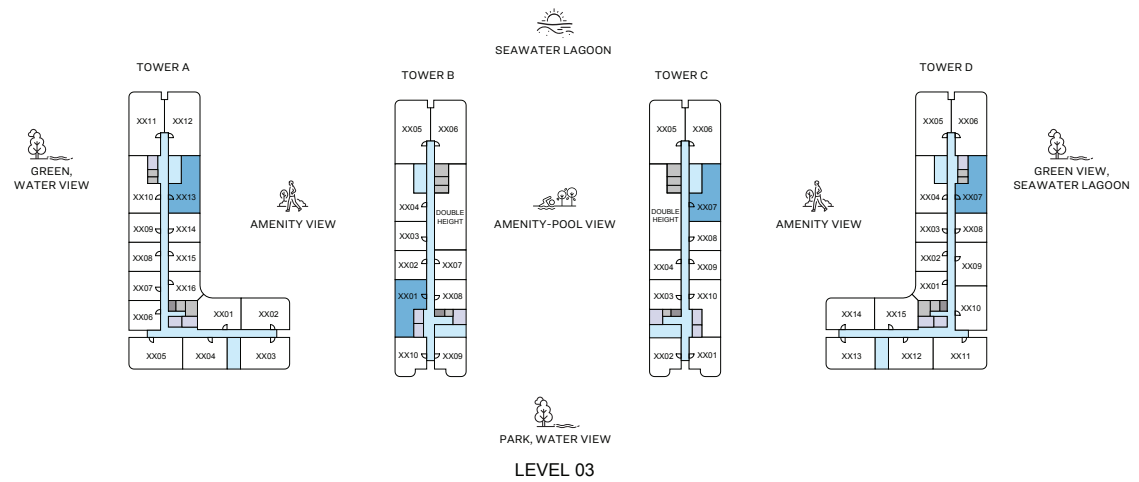
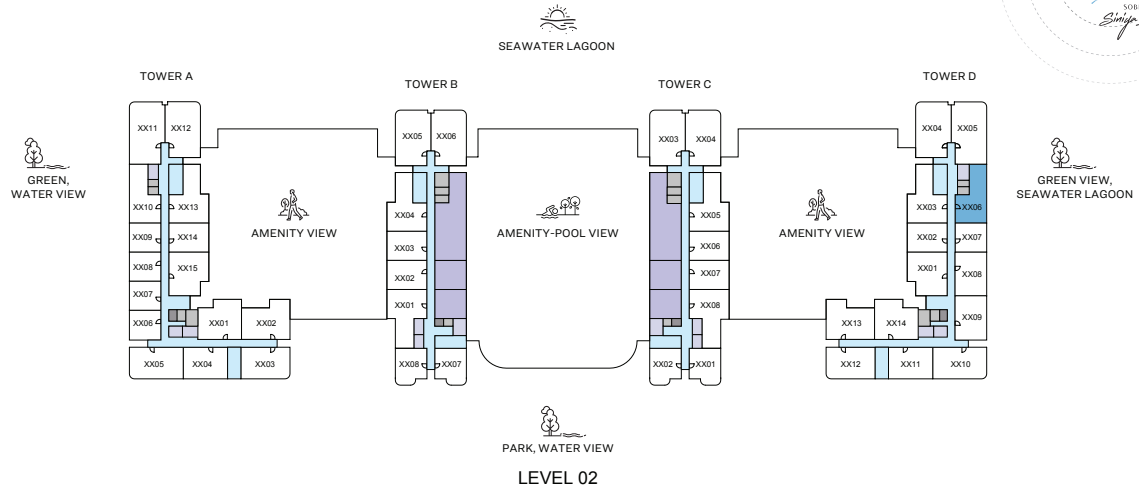
List of unit numbers with this unit plan:

VIEWS

Amenity, Pool, Seawater Lagoon
C-406, C-506, C-606, C-706

Amenity, Seawater Lagoon
B-304, C-310, D-304, B-404, C-412, D-404, B-504,
C-512, D-504, B-604, C-612, D-604, B-704, C-710,
D-704, D-804, D-904

Green, Water View
A-210, A-310, A-410, A-510, A-610, A-710, A-810, A-910



2

BEDROOM
APARTMENT

TYPE C VARIANT 1

(with balcony)

TOTAL SALEABLE AREA
SUITE RANGE = 796.21 - 798.14 SQ.FT.
BALCONY RANGE = 42.95 - 43.49 SQ.FT.
TOTAL RANGE = 839.37 - 841.63 SQ.FT.

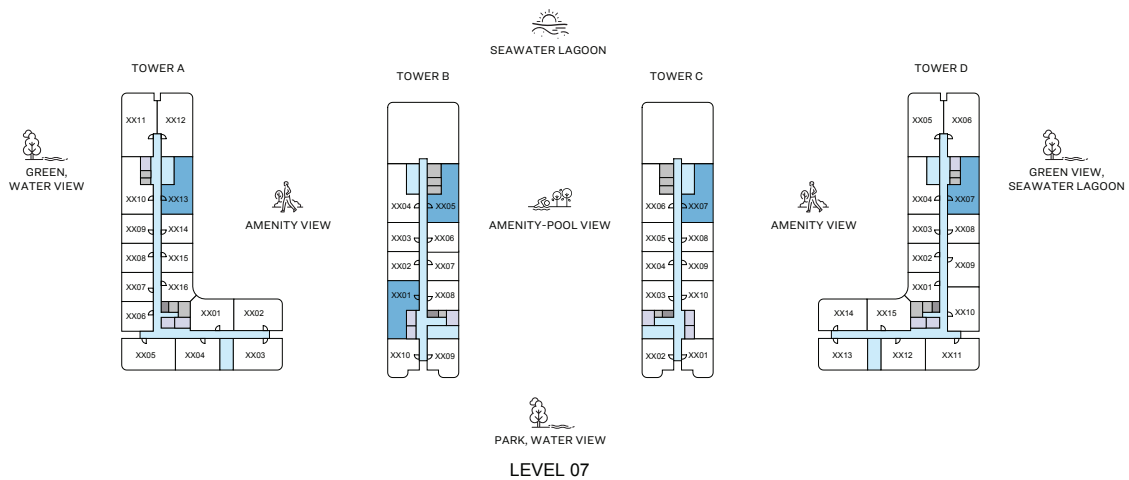
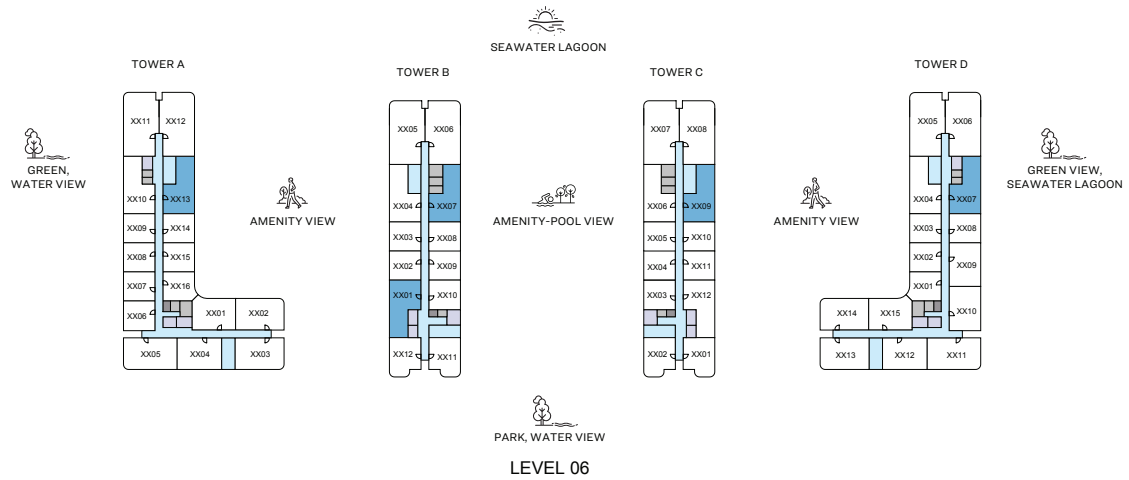
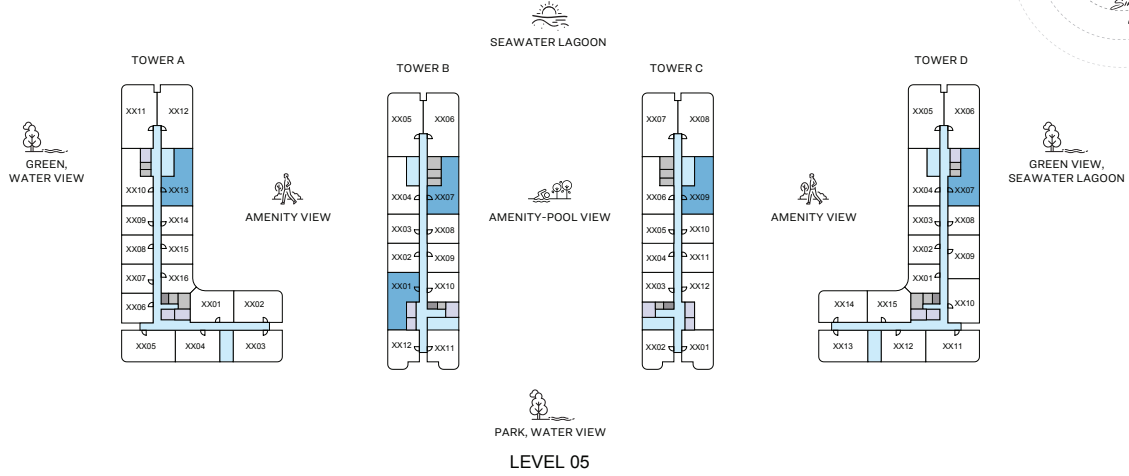
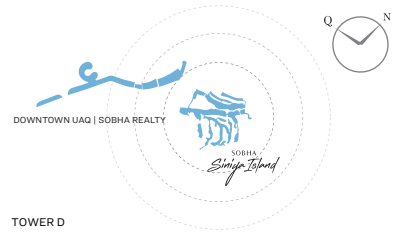
List of unit numbers with this unit plan:

VIEWS

Amenity, Pool, Seawater Lagoon
B-407, B-507, B-607, B-705

Amenity, Seawater Lagoon
A-313, B-301, C-307, A-413, B-401, C-409, A-513,
B-501, C-509, A-613, B-601, C-609, A-713, B-701,
C-707, A-813, A-911

Green View, Seawater Lagoon
D-206, D-307, D-407, D-507, D-607, D-707,
D-807, D-905



2

BEDROOM
APARTMENT

TYPE C VARIANT 1 (with balcony)

TOTAL SALEABLE AREA
SUITE RANGE = 796.21 - 798.14 SQ.FT.
BALCONY RANGE = 42.95 - 43.49 SQ.FT.
TOTAL RANGE = 839.37 - 841.63 SQ.FT.

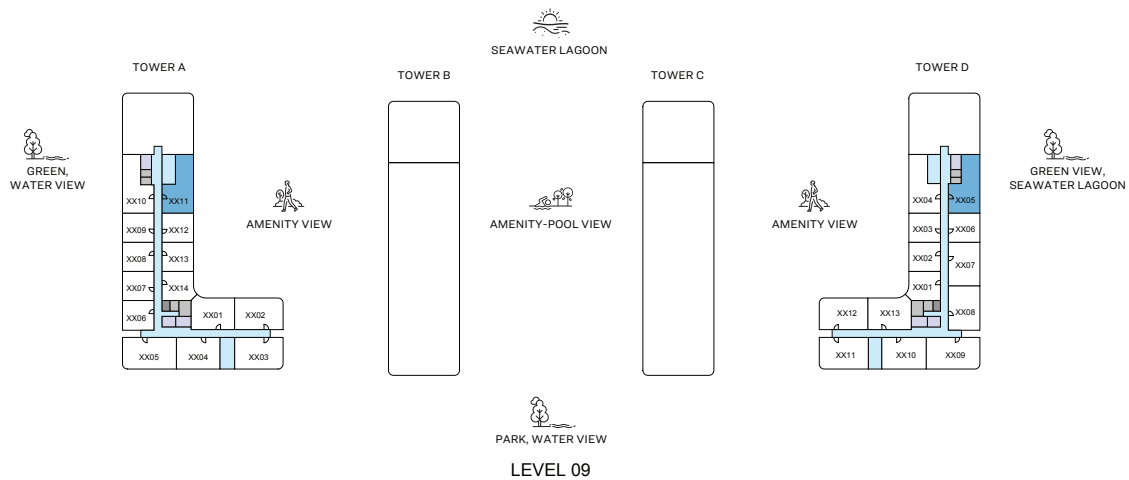
List of unit numbers with this unit plan:

VIEWS

Amenity, Pool, Seawater Lagoon
B-407, B-507, B-607, B-705

Amenity, Seawater Lagoon
A-313, B-301, C-307, A-413, B-401, C-409, A-513,
B-501, C-509, A-613, B-601, C-609, A-713, B-701,
C-707, A-813, A-911

Green View, Seawater Lagoon
D-206, D-307, D-407, D-507, D-607, D-707,
D-807, D-905



2

BEDROOM
APARTMENT

TYPE C
VARIANT 1
(with balcony)

TOTAL SALEABLE AREA
SUITE RANGE = 796.21 - 798.14 SQ.FT.
BALCONY RANGE = 42.95 - 43.49 SQ.FT.
TOTAL RANGE = 839.37 - 841.63 SQ.FT.

List of unit numbers with this unit plan:

VIEWS

Amenity, Pool, Seawater Lagoon
B-407, B-507, B-607, B-705

Amenity, Seawater Lagoon
A-313, B-301, C-307, A-413, B-401, C-409, A-513,
B-501, C-509, A-613, B-601, C-609, A-713, B-701,
C-707, A-813, A-911

Green View, Seawater Lagoon
D-206, D-307, D-407, D-507, D-607, D-707,
D-807, D-905



2
BEDROOM
APARTMENT

TYPE C
VARIANT 1
(with balcony)

TOTAL SALEABLE AREA
SUITE RANGE = 796.21 - 798.14 SQ.FT.
BALCONY RANGE = 42.95 - 43.49 SQ.FT.
TOTAL RANGE = 839.37 - 841.63 SQ.FT.

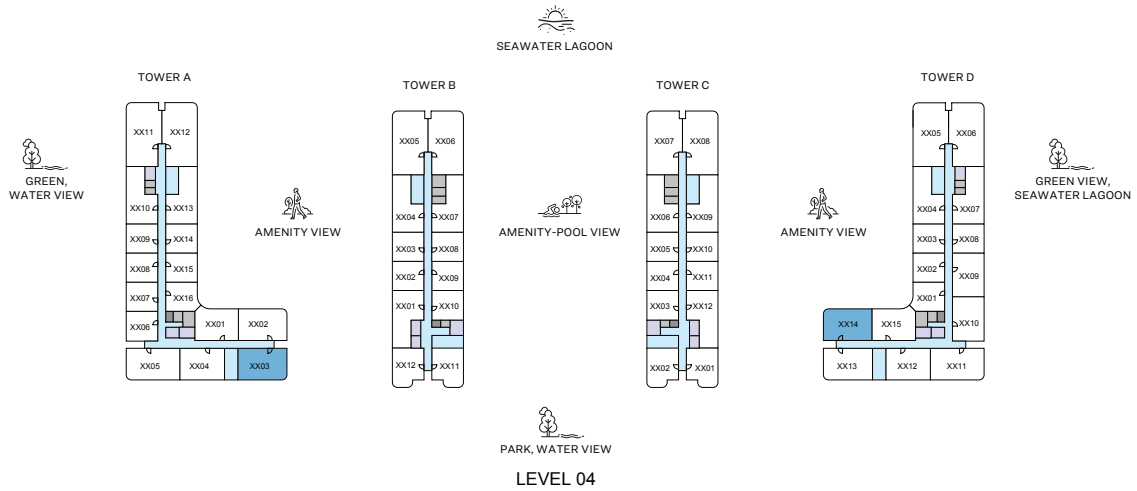
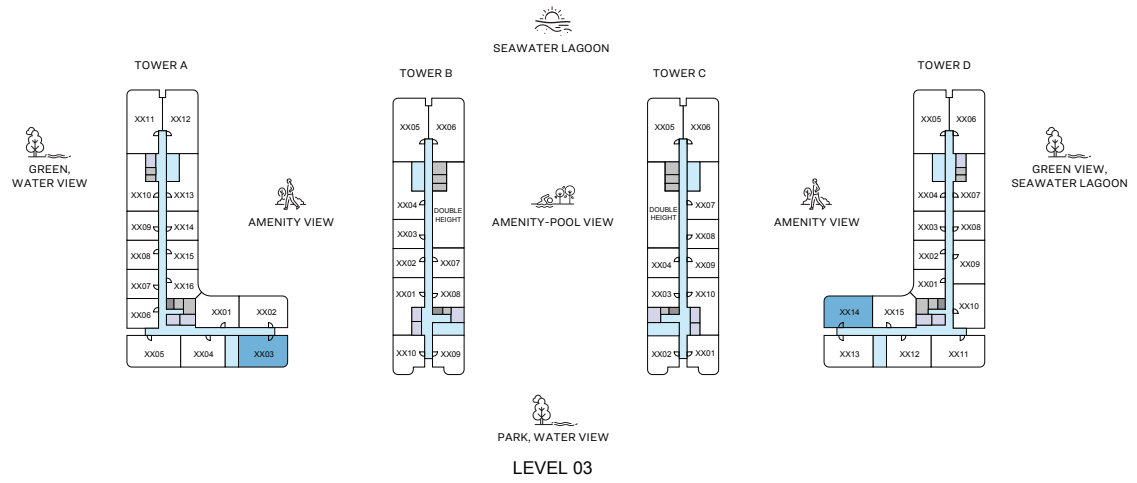
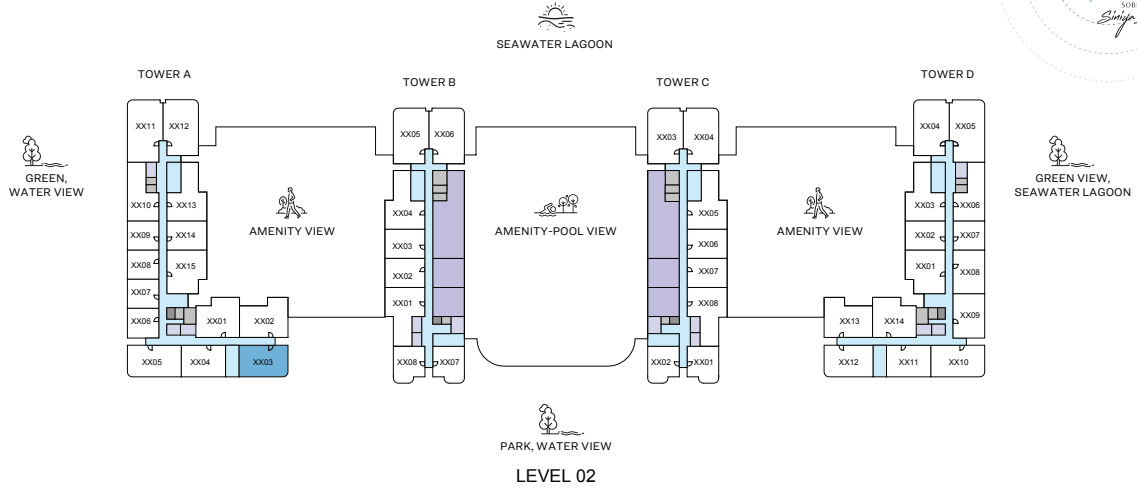
List of unit numbers with this unit plan:

VIEWS

Amenity, Pool, Seawater Lagoon
B-407, B-507, B-607, B-705

Amenity, Seawater Lagoon
A-313, B-301, C-307, A-413, B-401, C-409, A-513,
B-501, C-509, A-613, B-601, C-609, A-713, B-701,
C-707, A-813, A-911

Green View, Seawater Lagoon
D-206, D-307, D-407, D-507, D-607, D-707,
D-807, D-905



2

BEDROOM
APARTMENT

TYPE D

(with balcony)

TOTAL SALEABLE AREA

SUITE RANGE = 805.46 - 807.72 SQ.FT.

BALCONY RANGE = 57.26 - 57.37 SQ.FT.

TOTAL RANGE = 862.73 - 865.10 SQ.FT.

List of unit numbers with this unit plan:

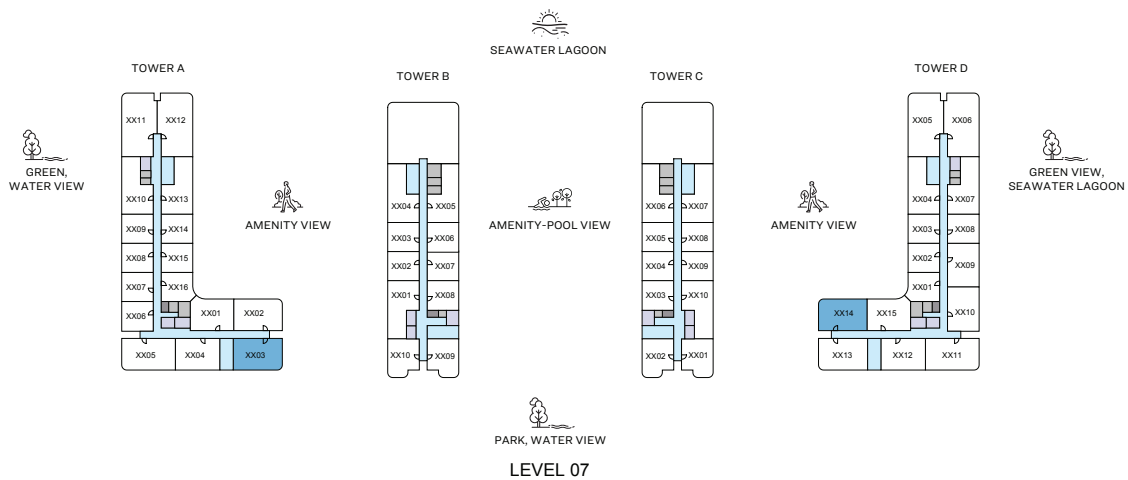
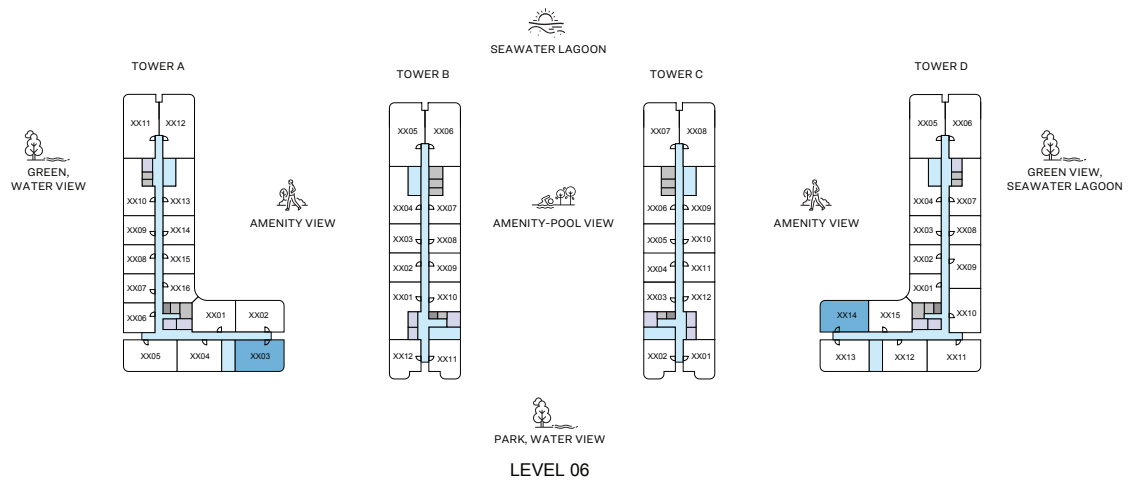
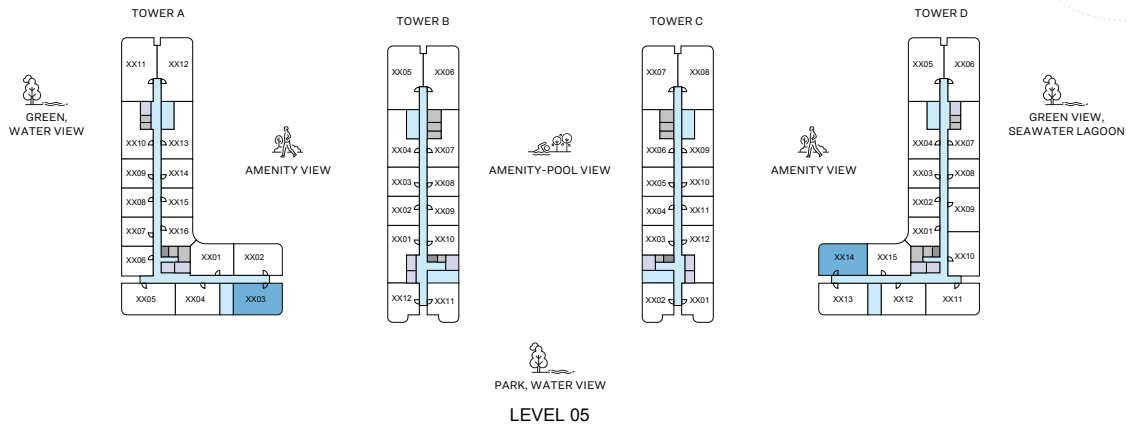
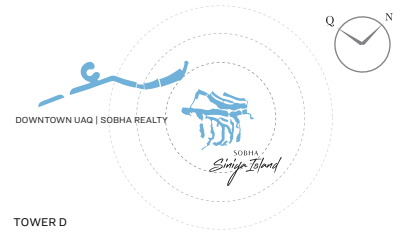
VIEWS

Amenity, Seawater Lagoon

D-314, D-414, D-514, D-614, D-714, D-814, D-912

Park, Water View

A-203, A-303, A-403, A-503, A-603, A-703, A-803, A-903



2

BEDROOM
APARTMENT

TYPE D

(with balcony)

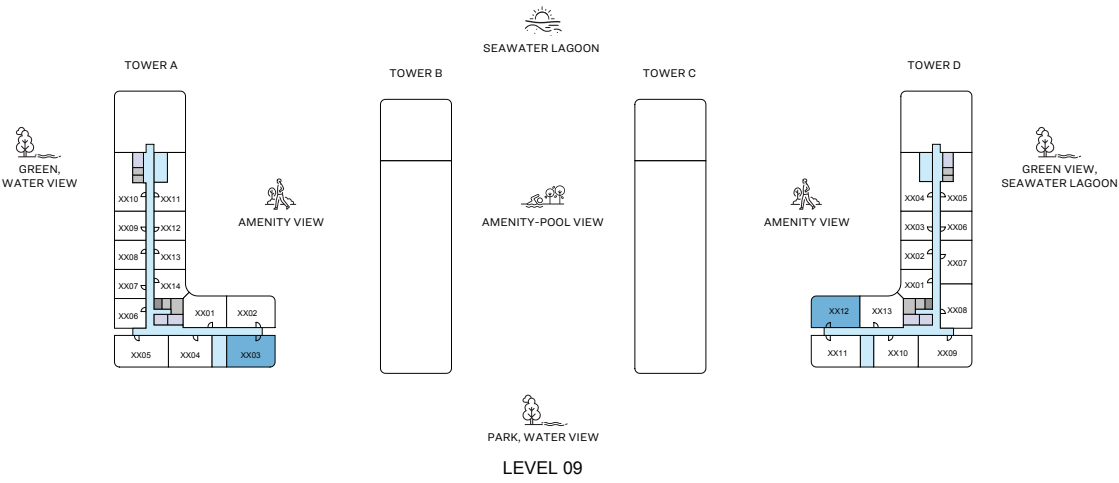
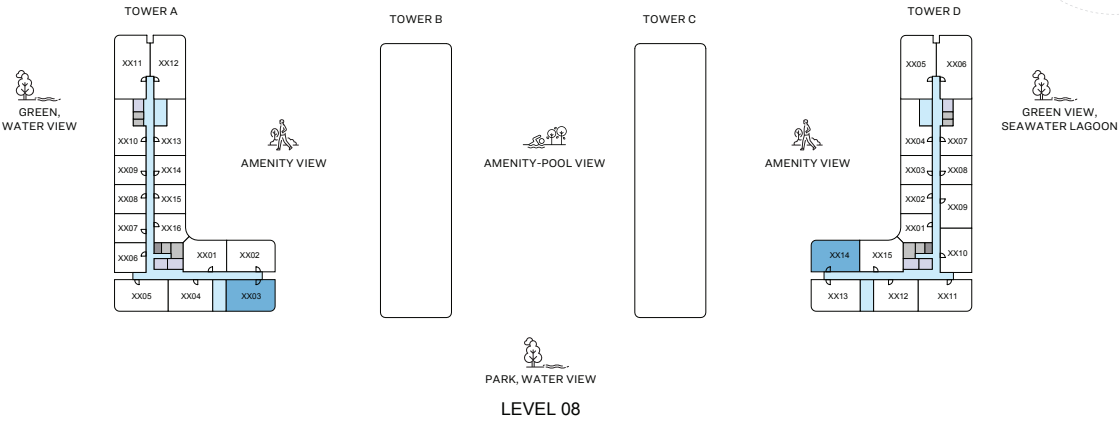
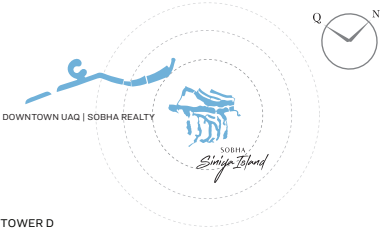
TOTAL SALEABLE AREA
 SUITE RANGE = 805.46 - 807.72 SQ.FT.
 BALCONY RANGE = 57.26 - 57.37 SQ.FT.
 TOTAL RANGE = 862.73 - 865.10 SQ.FT.

List of unit numbers with this unit plan:

VIEWS

Amenity, Seawater Lagoon
 D-314, D-414, D-514, D-614, D-714, D-814, D-912

Park, Water View
 A-203, A-303, A-403, A-503, A-603, A-703, A-803, A-903



2

BEDROOM
APARTMENT

TYPE D

(with balcony)

TOTAL SALEABLE AREA
SUITE RANGE = 805.46 - 807.72 SQ.FT.
BALCONY RANGE = 57.26 - 57.37 SQ.FT.
TOTAL RANGE = 862.73 - 865.10 SQ.FT.

List of unit numbers with this unit plan:

VIEWS

Amenity, Seawater Lagoon
D-314, D-414, D-514, D-614, D-714, D-814, D-912

Park, Water View
A-203, A-303, A-403, A-503, A-603, A-703, A-803, A-903



2
BEDROOM
APARTMENT

TYPE D
(with balcony)

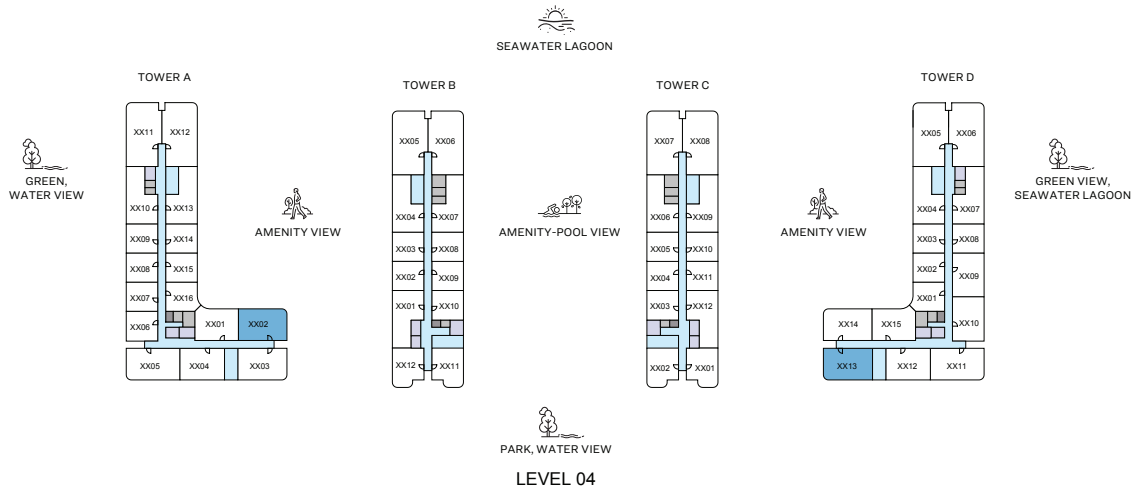
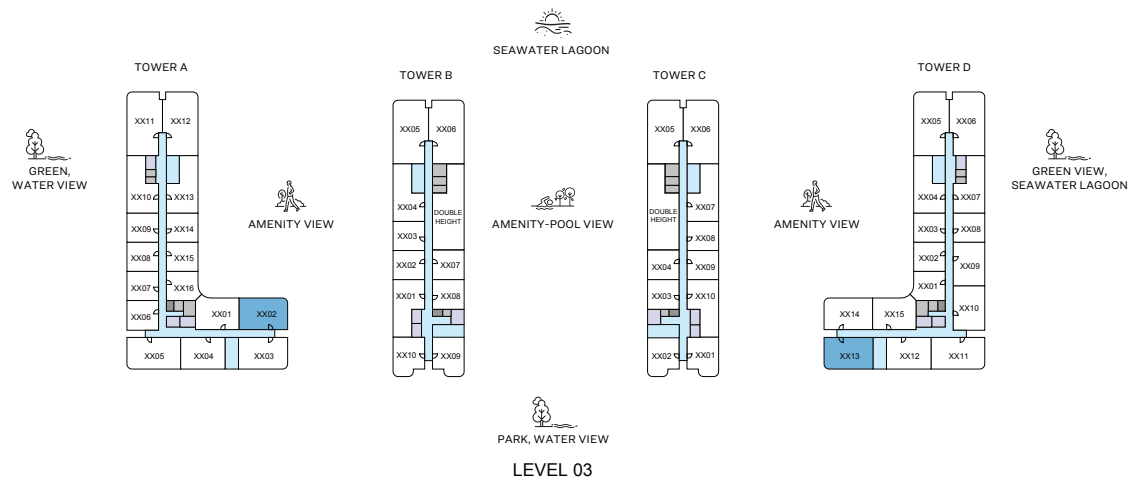
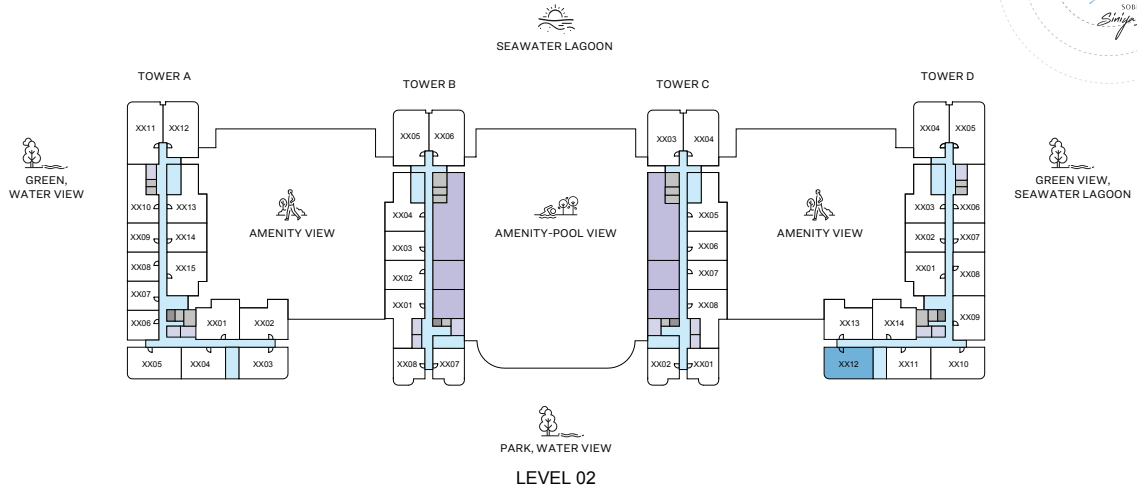
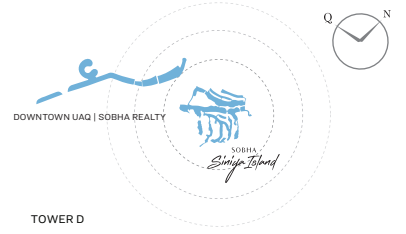
TOTAL SALEABLE AREA
SUITE RANGE = 805.46 - 807.72 SQ.FT.
BALCONY RANGE = 57.26 - 57.37 SQ.FT.
TOTAL RANGE = 862.73 - 865.10 SQ.FT.

List of unit numbers with this unit plan:

VIEWS

Amenity, Seawater Lagoon
D-314, D-414, D-514, D-614, D-714, D-814, D-912

Park, Water View
A-203, A-303, A-403, A-503, A-603, A-703, A-803, A-903



2

BEDROOM
APARTMENT

TYPE D VARIANT 1 (with balcony)

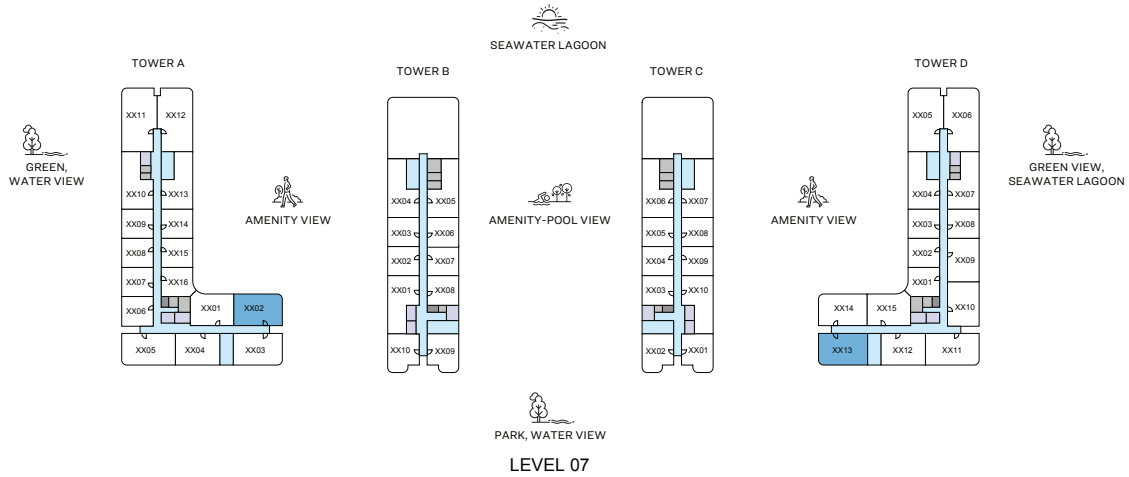
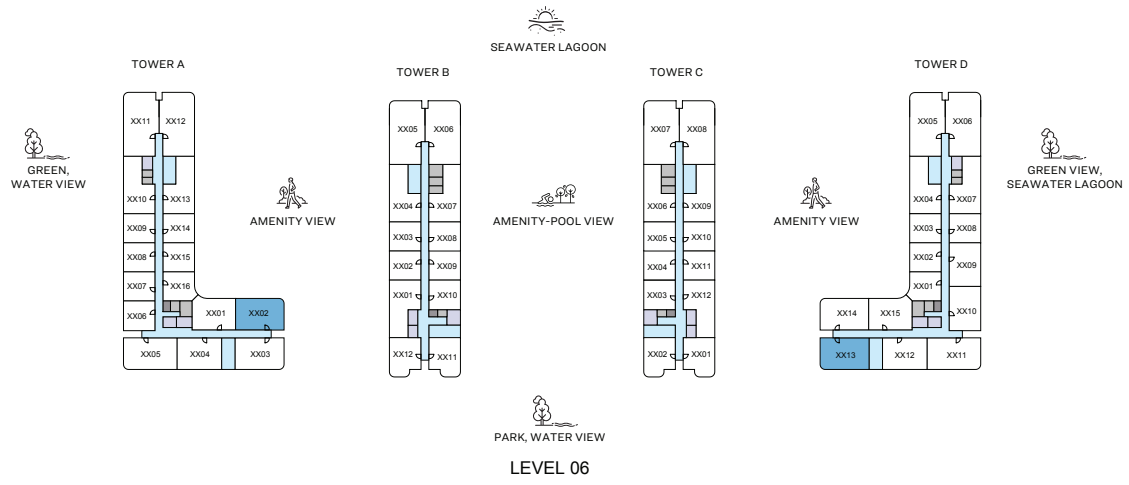
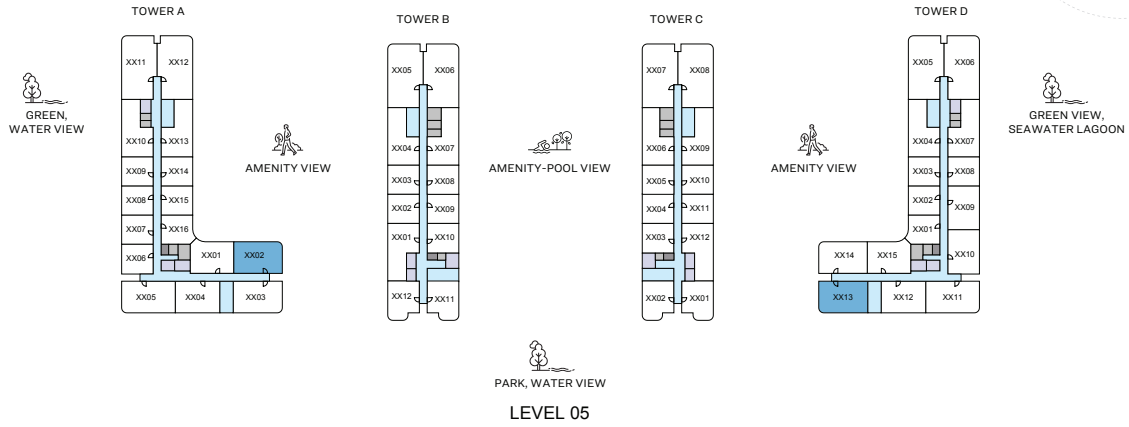
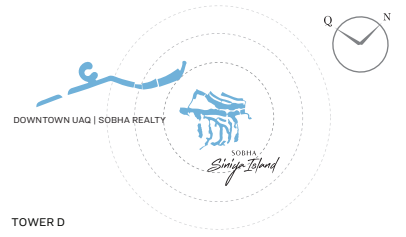
TOTAL SALEABLE AREA
SUITE RANGE = 805.57 - 806.76 SQ.FT.
BALCONY RANGE = 57.26 - 57.37 SQ.FT.
TOTAL RANGE = 862.84 - 864.13 SQ.FT.

List of unit numbers with this unit plan:

VIEWS

Amenity, Seawater Lagoon
A-302, A-402, A-502, A-602, A-702, A-802, A-902

Park, Water View
D-212, D-313, D-413, D-513, D-613, D-713, D-813, D-911



2
BEDROOM
APARTMENT

TYPE D VARIANT 1 (with balcony)

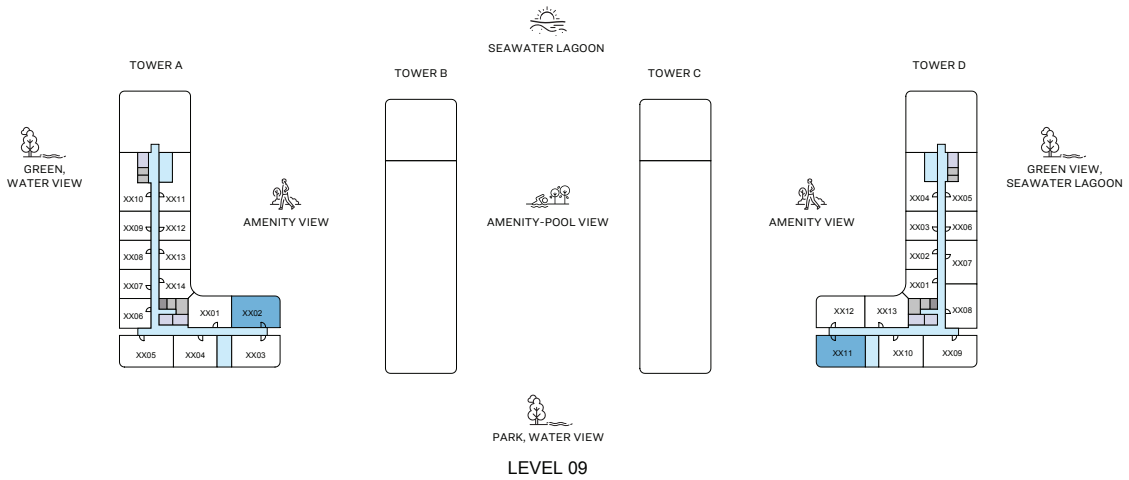
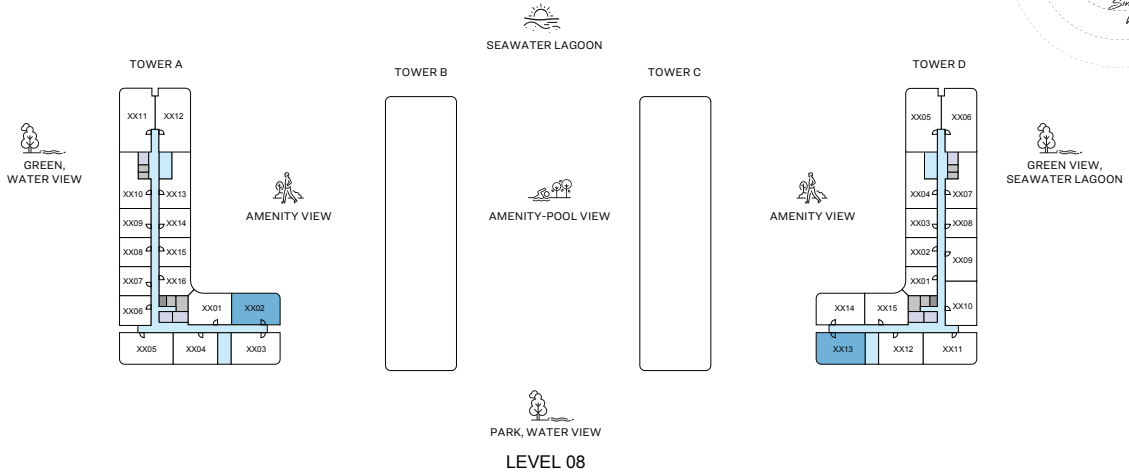
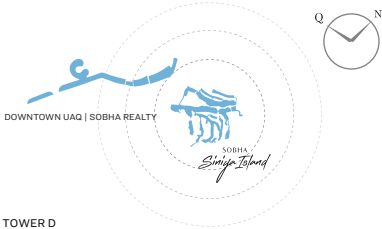
TOTAL SALEABLE AREA
SUITE RANGE = 805.57 - 806.76 SQ.FT.
BALCONY RANGE = 57.26 - 57.37 SQ.FT.
TOTAL RANGE = 862.84 - 864.13 SQ.FT.

List of unit numbers with this unit plan:

VIEWS

Amenity, Seawater Lagoon
A-302, A-402, A-502, A-602, A-702, A-802, A-902

Park, Water View
D-212, D-313, D-413, D-513, D-613, D-713, D-813, D-911



2

BEDROOM
APARTMENT

TYPE D VARIANT 1 (with balcony)

TOTAL SALEABLE AREA
SUITE RANGE = 805.57 - 806.76 SQ.FT.
BALCONY RANGE = 57.26 - 57.37 SQ.FT.
TOTAL RANGE = 862.84 - 864.13 SQ.FT.

List of unit numbers with this unit plan:

VIEWS

Amenity, Seawater Lagoon
A-302, A-402, A-502, A-602, A-702, A-802, A-902

Park, Water View
D-212, D-313, D-413, D-513, D-613, D-713, D-813, D-911



2
BEDROOM
APARTMENT

TYPE D
VARIANT 1
(with balcony)

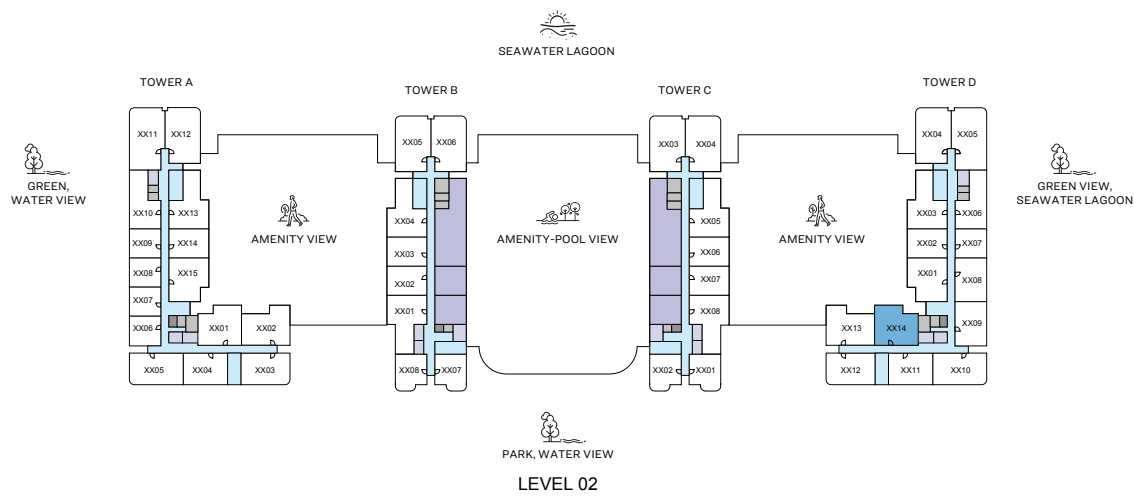
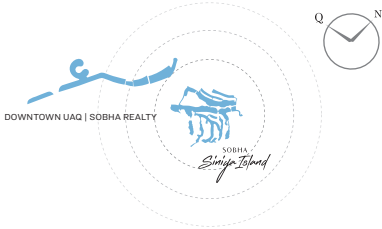
TOTAL SALEABLE AREA
SUITE RANGE = 805.57 - 806.76 SQ.FT.
BALCONY RANGE = 57.26 - 57.37 SQ.FT.
TOTAL RANGE = 862.84 - 864.13 SQ.FT.

List of unit numbers with this unit plan:

VIEWS

Amenity, Seawater Lagoon
A-302, A-402, A-502, A-602, A-702, A-802, A-902

Park, Water View
D-212, D-313, D-413, D-513, D-613, D-713, D-813, D-911



2
BEDROOM
APARTMENT

TYPE E

(with yard)

TOTAL SALEABLE AREA
SUITE = 774.68 SQ.FT.
YARD = 147.25 SQ.FT.
TOTAL = 921.93 SQ.FT.

List of unit numbers with this unit plan:

VIEWS
Amenity
D-214



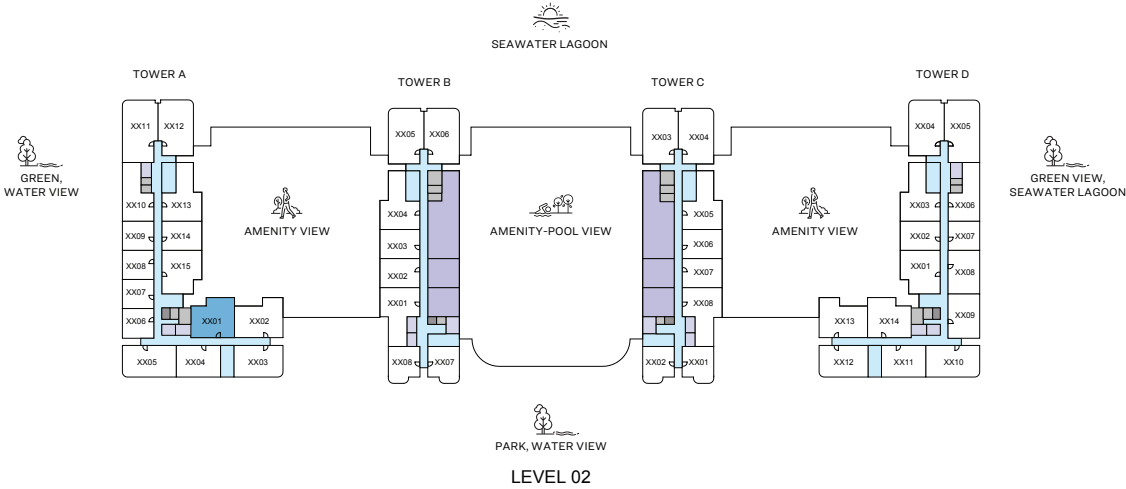
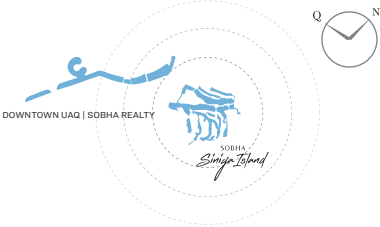
2
BEDROOM
APARTMENT

TYPE E
(with yard)

TOTAL SALEABLE AREA
SUITE = 774.68 SQ.FT.
YARD = 147.25 SQ.FT.
TOTAL = 921.93 SQ.FT.

List of unit numbers with this unit plan:

VIEWS
Amenity
D-214



2
BEDROOM
APARTMENT

TYPE E
VARIANT 1
(with yard)

TOTAL SALEABLE AREA
SUITE = 774.68 SQ.FT.
YARD = 147.25 SQ.FT.
TOTAL = 921.93 SQ.FT.

List of unit numbers with this unit plan:

VIEWS
Amenity
A-201



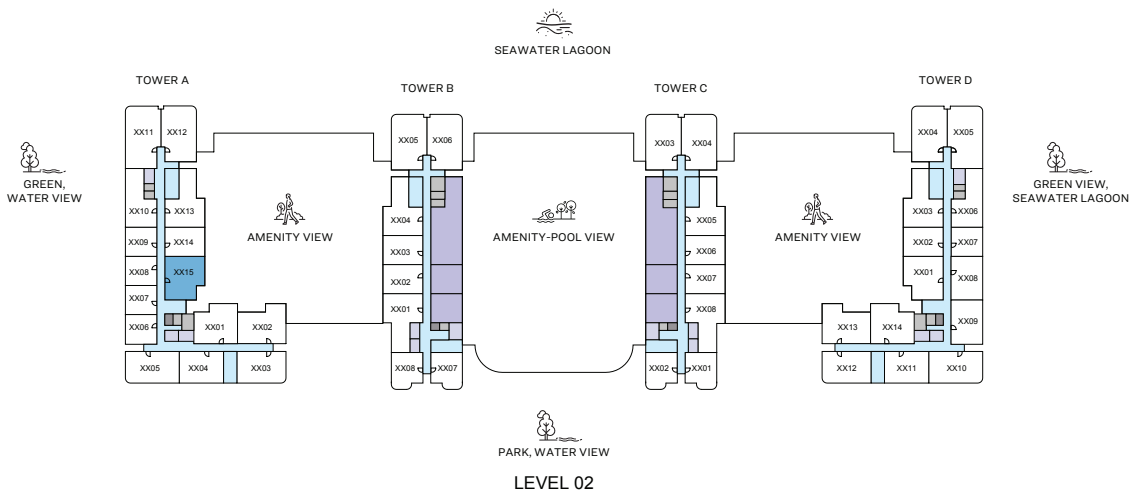
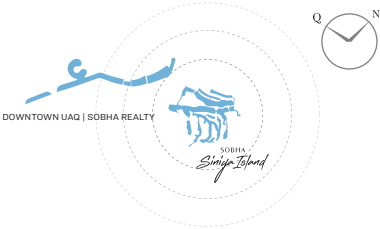
2
BEDROOM
APARTMENT

TYPE E
VARIANT 1
(with yard)

TOTAL SALEABLE AREA
SUITE = 774.68 SQ.FT.
YARD = 147.25 SQ.FT.
TOTAL = 921.93 SQ.FT.

List of unit numbers with this unit plan:

VIEWS
Amenity
A-201



2
BEDROOM
APARTMENT

TYPE F

(with yard)

TOTAL SALEABLE AREA
SUITE = 752.07 SQ.FT.
YARD = 155.00 SQ.FT.
TOTAL = 907.07 SQ.FT.

List of unit numbers with this unit plan:

VIEWS

Amenity
A-215



2

BEDROOM
APARTMENT

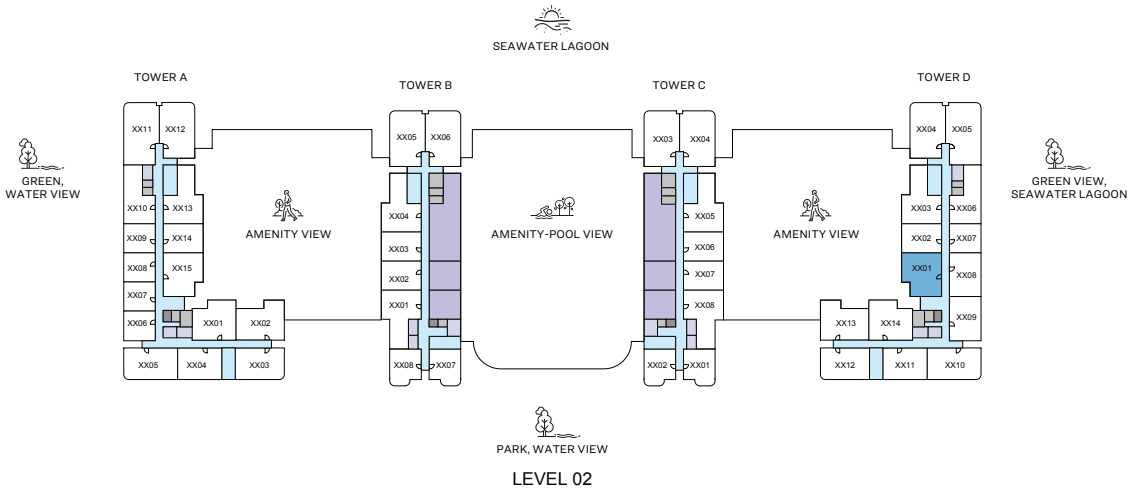
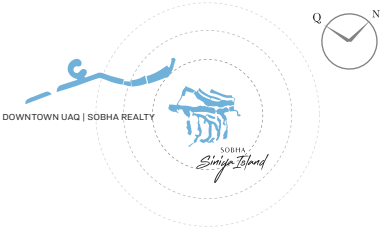
TYPE F

(with yard)

TOTAL SALEABLE AREA
SUITE = 752.07 SQ.FT.
YARD = 155.00 SQ.FT.
TOTAL = 907.07 SQ.FT.

List of unit numbers with this unit plan:

VIEWS
Amenity
A-215



2
BEDROOM
APARTMENT

TYPE F
VARIANT 1
(with yard)

TOTAL SALEABLE AREA
SUITE = 752.18 SQ.FT.
YARD = 155.00 SQ.FT.
TOTAL = 907.18 SQ.FT.

List of unit numbers with this unit plan:

VIEWS
Amenity
D-201



2

BEDROOM
APARTMENT

TYPE F VARIANT 1

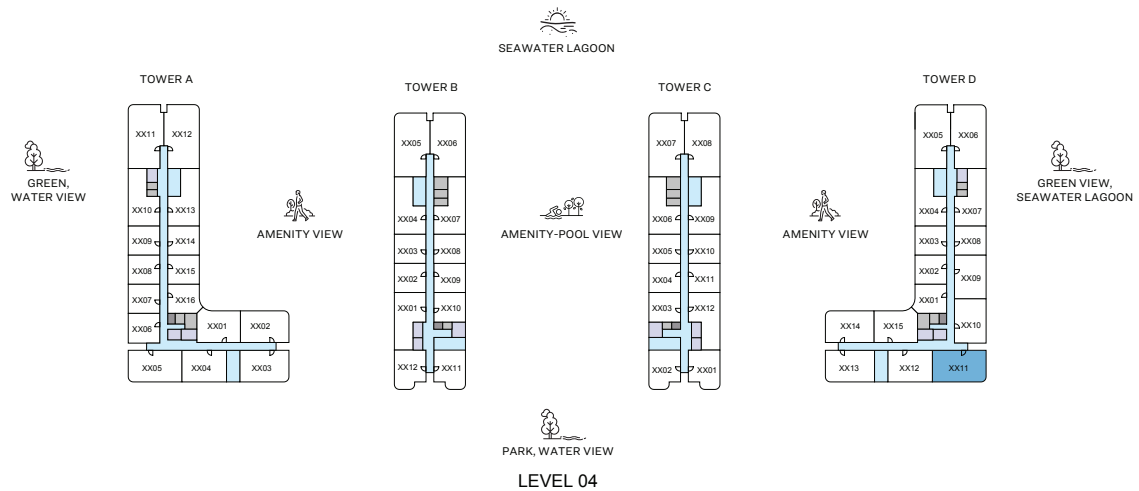
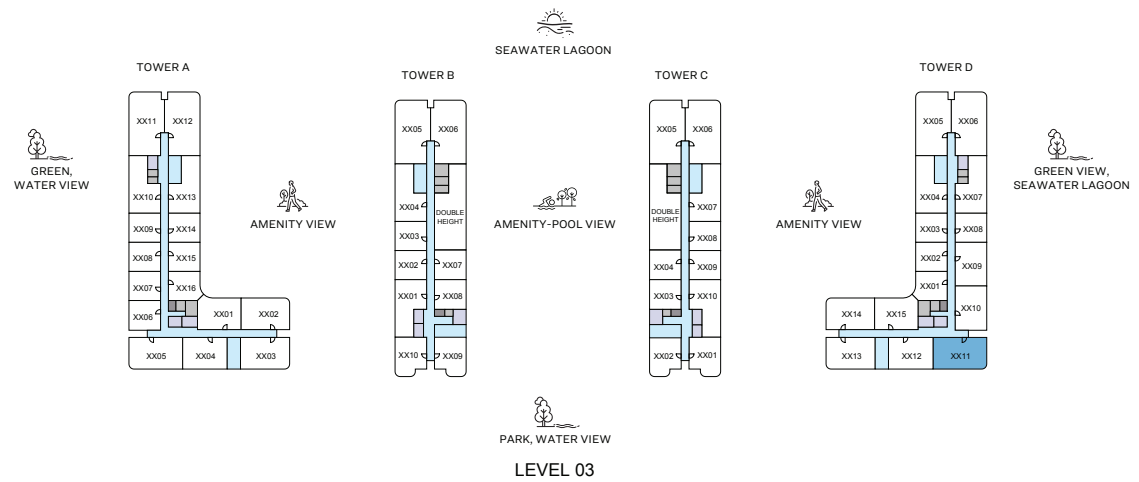
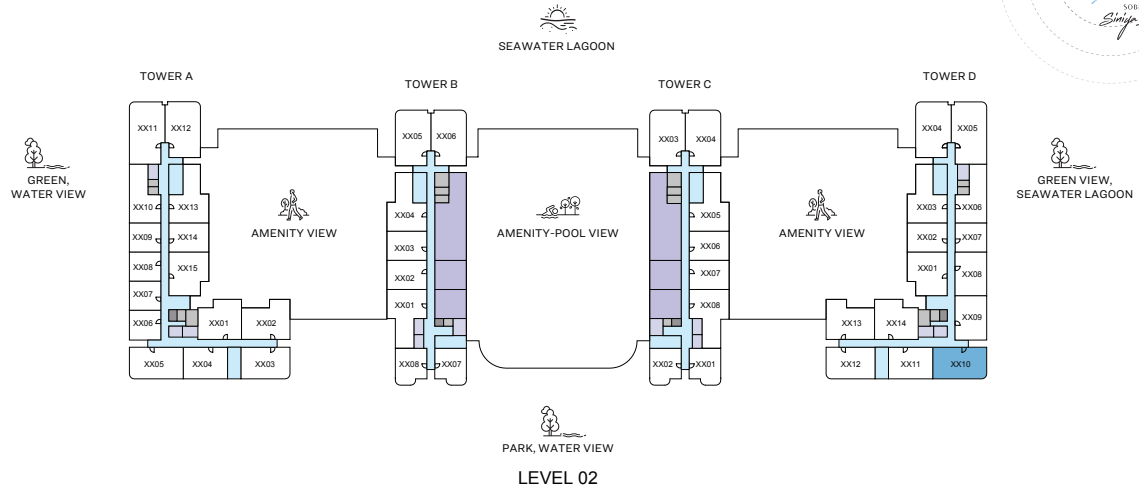
(with yard)

TOTAL SALEABLE AREA
SUITE = 752.18 SQ.FT.
YARD = 155.00 SQ.FT.
TOTAL = 907.18 SQ.FT.

List of unit numbers with this unit plan:

VIEWS

Amenity
D-201



2

BEDROOM
APARTMENT

TYPE G

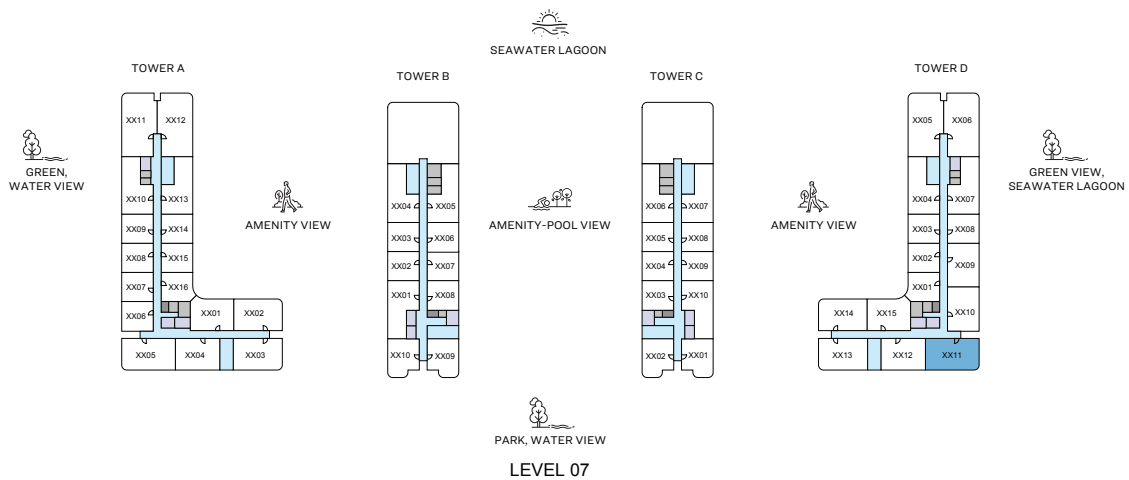
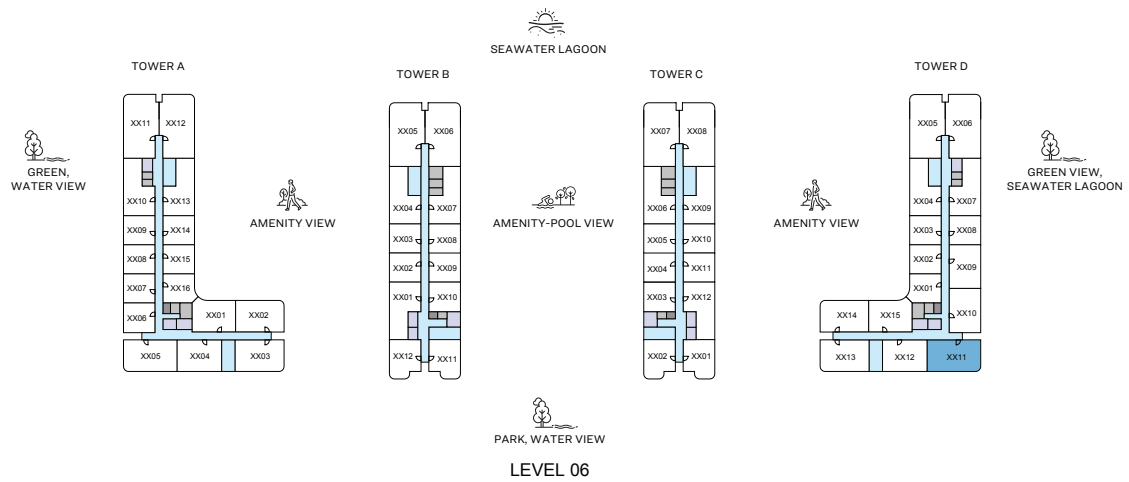
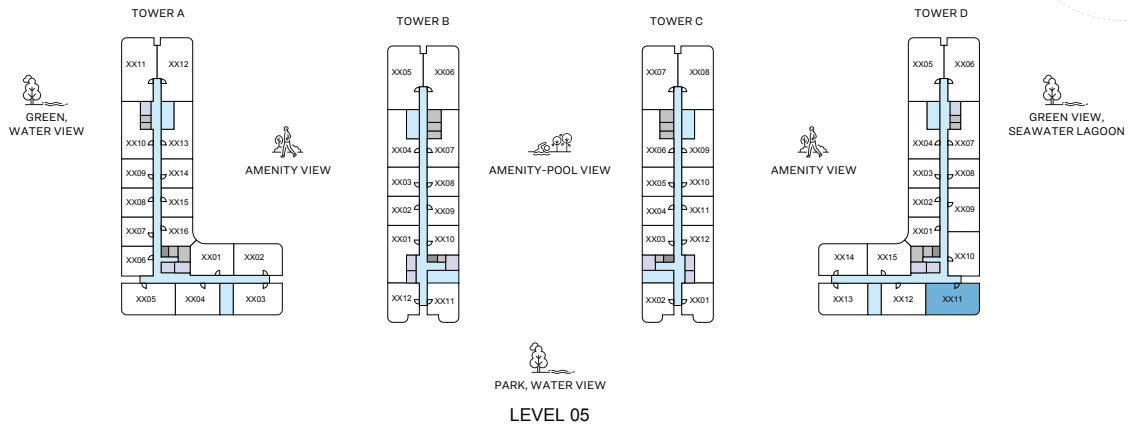
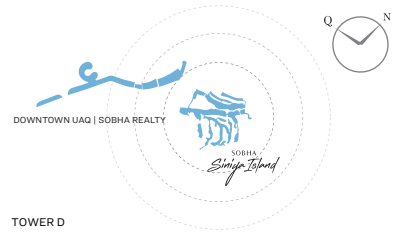
(with balcony)

TOTAL SALEABLE AREA
SUITE RANGE = 867.57 - 868.32 SQ.FT.
BALCONY = 104.52 SQ.FT.
TOTAL RANGE = 972.09 - 972.84 SQ.FT.

List of unit numbers with this unit plan:

VIEWS

Green, Park, Water View
D-210, D-311, D-411, D-511, D-611, D-711, D-811, D-909



2

BEDROOM
APARTMENT

TYPE G

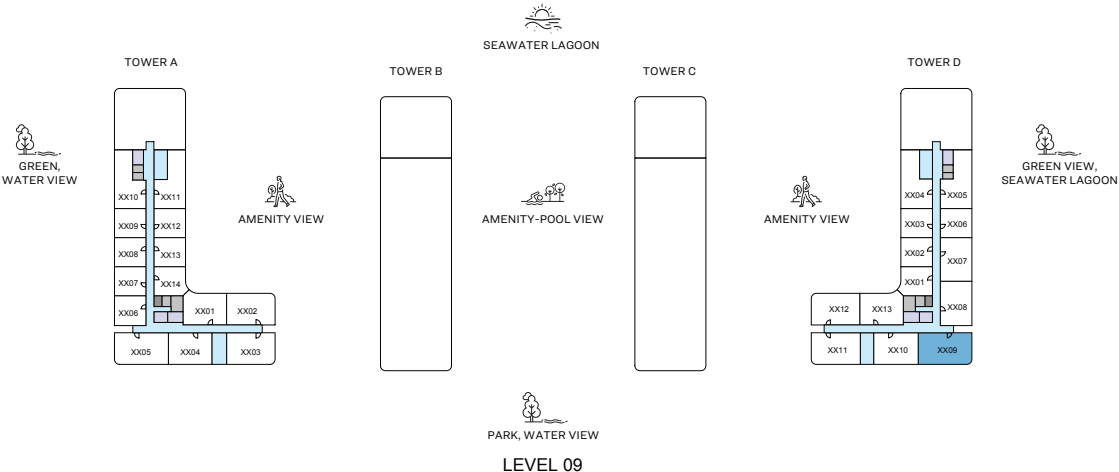
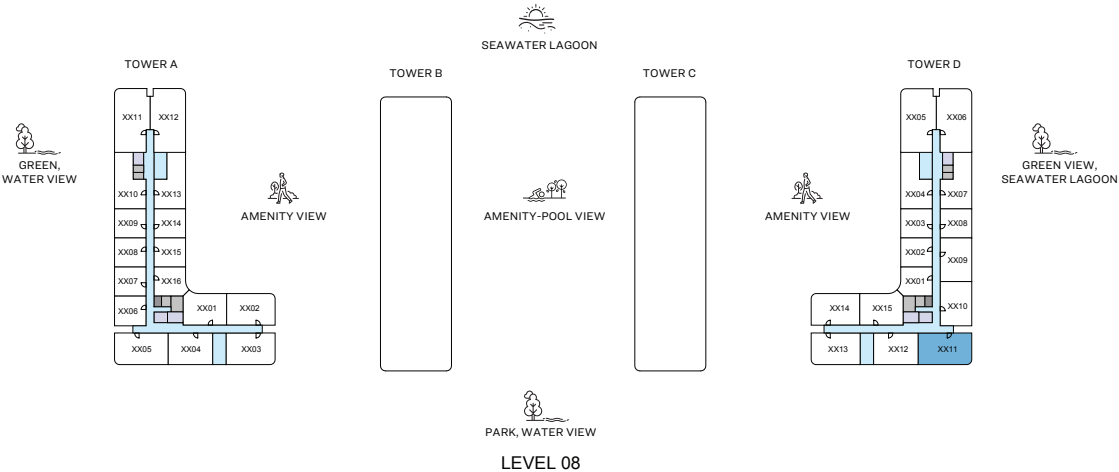
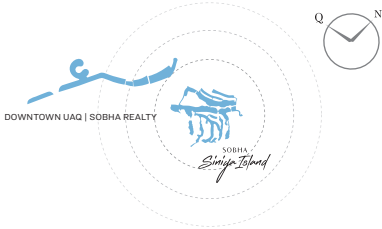
(with balcony)

List of unit numbers with this unit plan:

VIEWS

Green, Park, Water View
D-210, D-311, D-411, D-511, D-611, D-711, D-811, D-909

TOTAL SALEABLE AREA
SUITE RANGE = 867.57 - 868.32 SQ.FT.
BALCONY = 104.52 SQ.FT.
TOTAL RANGE = 972.09 - 972.84 SQ.FT.



2

BEDROOM
APARTMENT

TYPE G

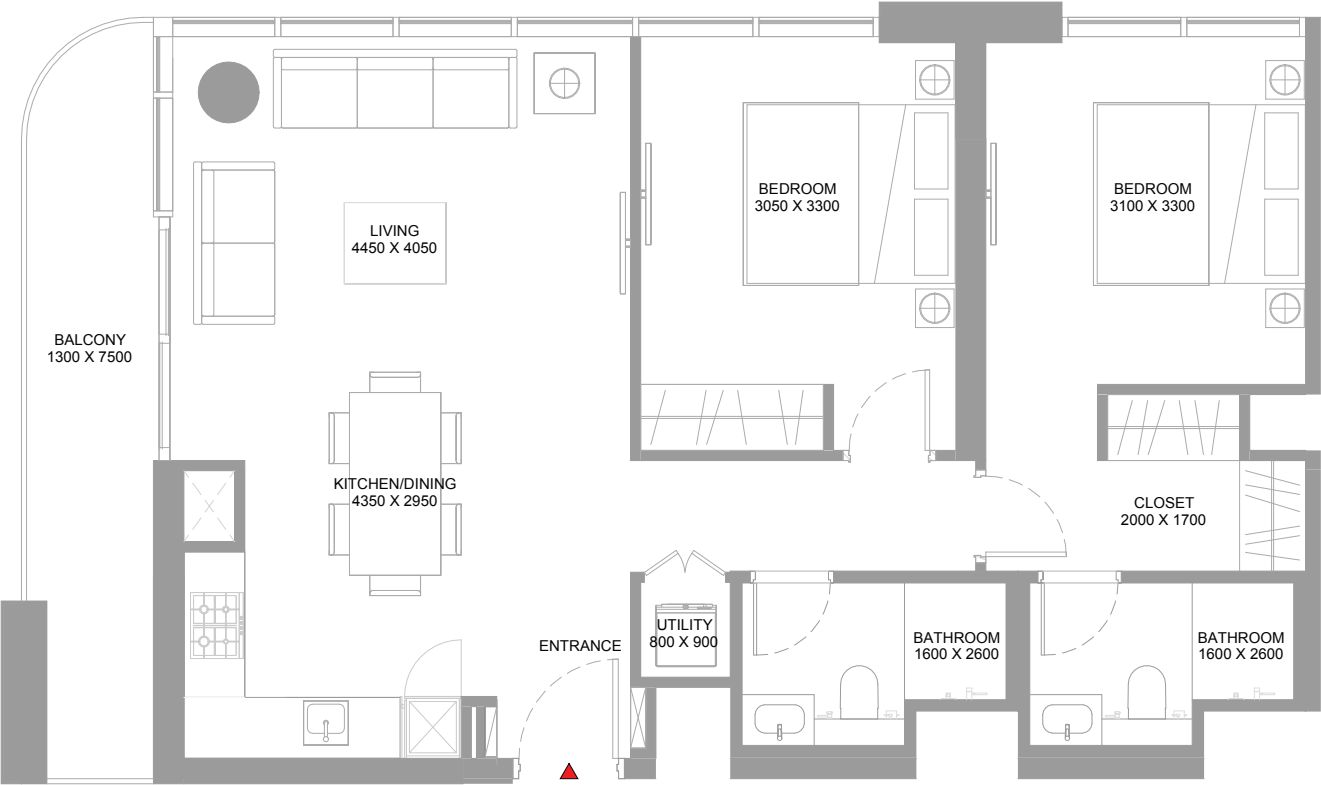
(with balcony)

TOTAL SALEABLE AREA
SUITE RANGE = 867.57 - 868.32 SQ.FT.
BALCONY = 104.52 SQ.FT.
TOTAL RANGE = 972.09 - 972.84 SQ.FT.

List of unit numbers with this unit plan:

VIEWS

Green, Park, Water View
D-210, D-311, D-411, D-511, D-611, D-711, D-811, D-909



2

BEDROOM
APARTMENT

TYPE G

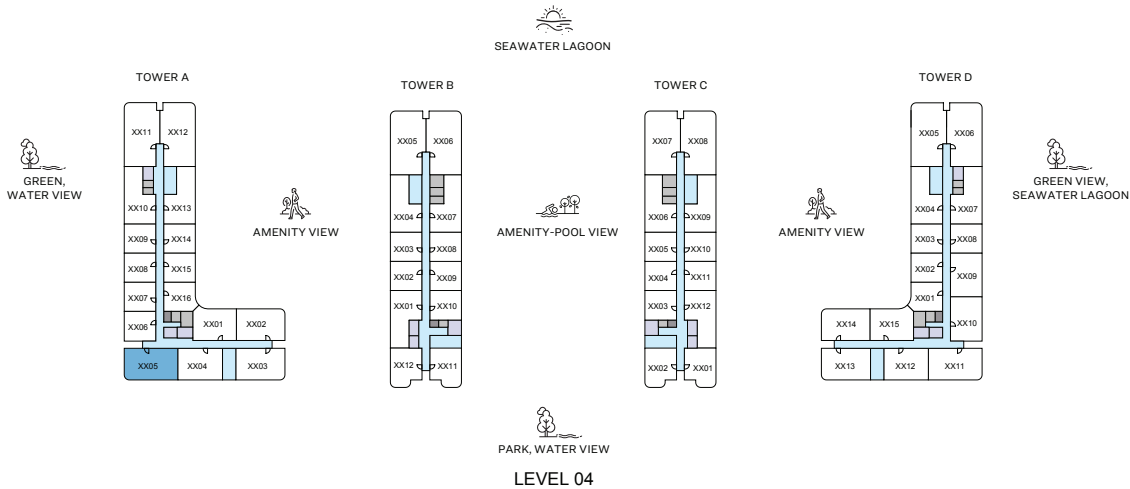
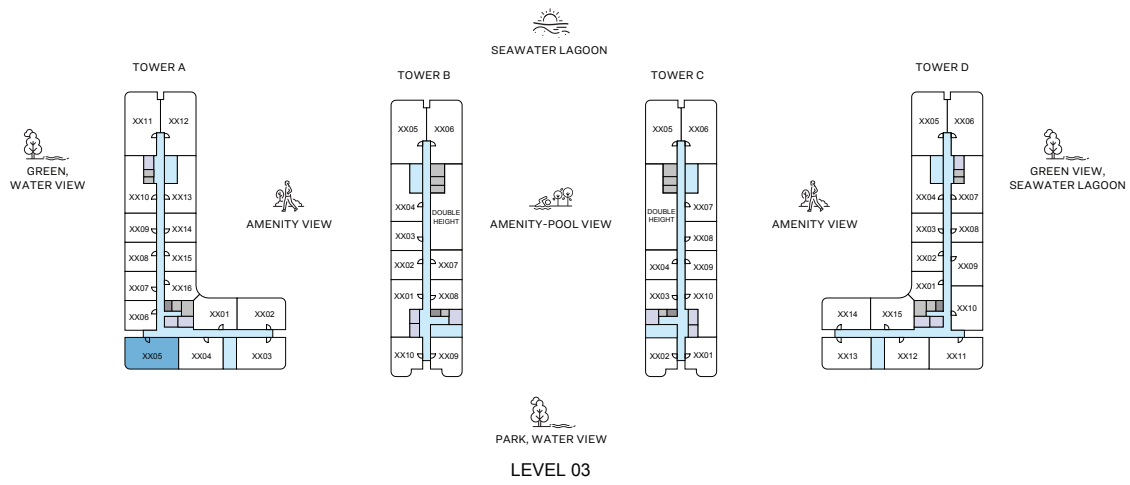
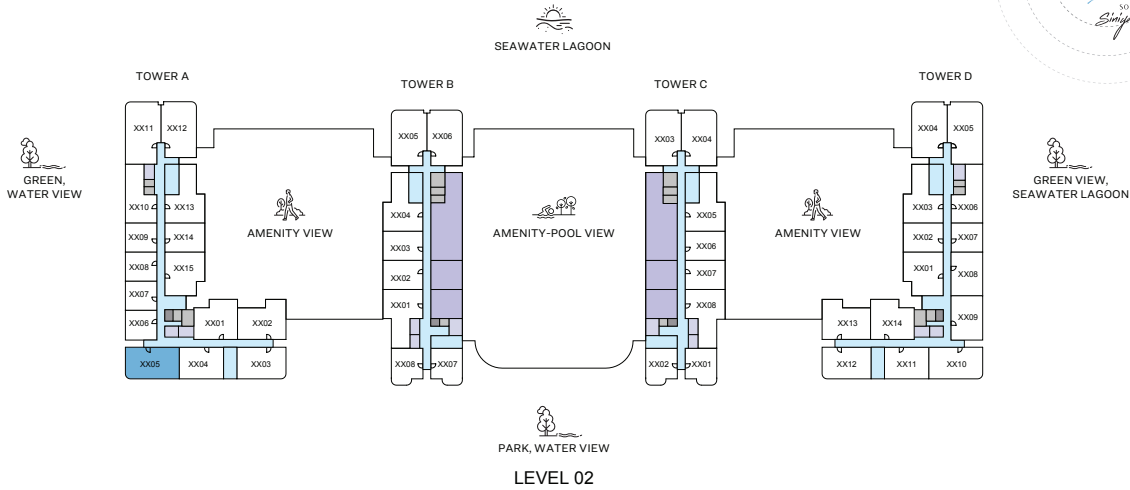
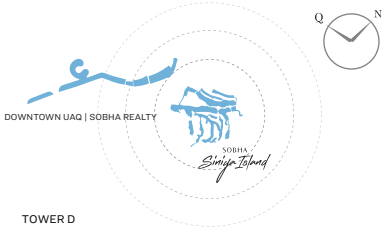
(with balcony)

TOTAL SALEABLE AREA
SUITE RANGE = 867.57 - 868.32 SQ.FT.
BALCONY = 104.52 SQ.FT.
TOTAL RANGE = 972.09 - 972.84 SQ.FT.

List of unit numbers with this unit plan:

VIEWS

Green, Park, Water View
D-210, D-311, D-411, D-511, D-611, D-711, D-811, D-909



2

BEDROOM
APARTMENT

TYPE G VARIANT 1

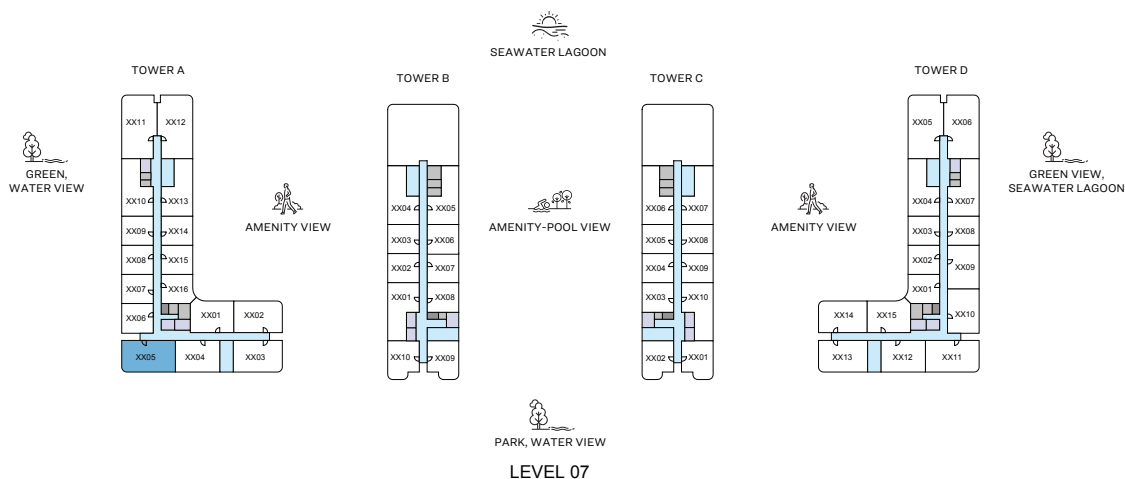
(with balcony)

TOTAL SALEABLE AREA
SUITE RANGE = 868.22 - 868.32 SQ.FT.
BALCONY = 104.52 SQ.FT.
TOTAL RANGE = 972.73 - 972.84 SQ.FT.

List of unit numbers with this unit plan:

VIEWS

Green, Park, Water View
A-205, A-305, A-405, A-505, A-605, A-705, A-805, A-905



2 BEDROOM APARTMENT

TYPE G
VARIANT 1
(with balcony)

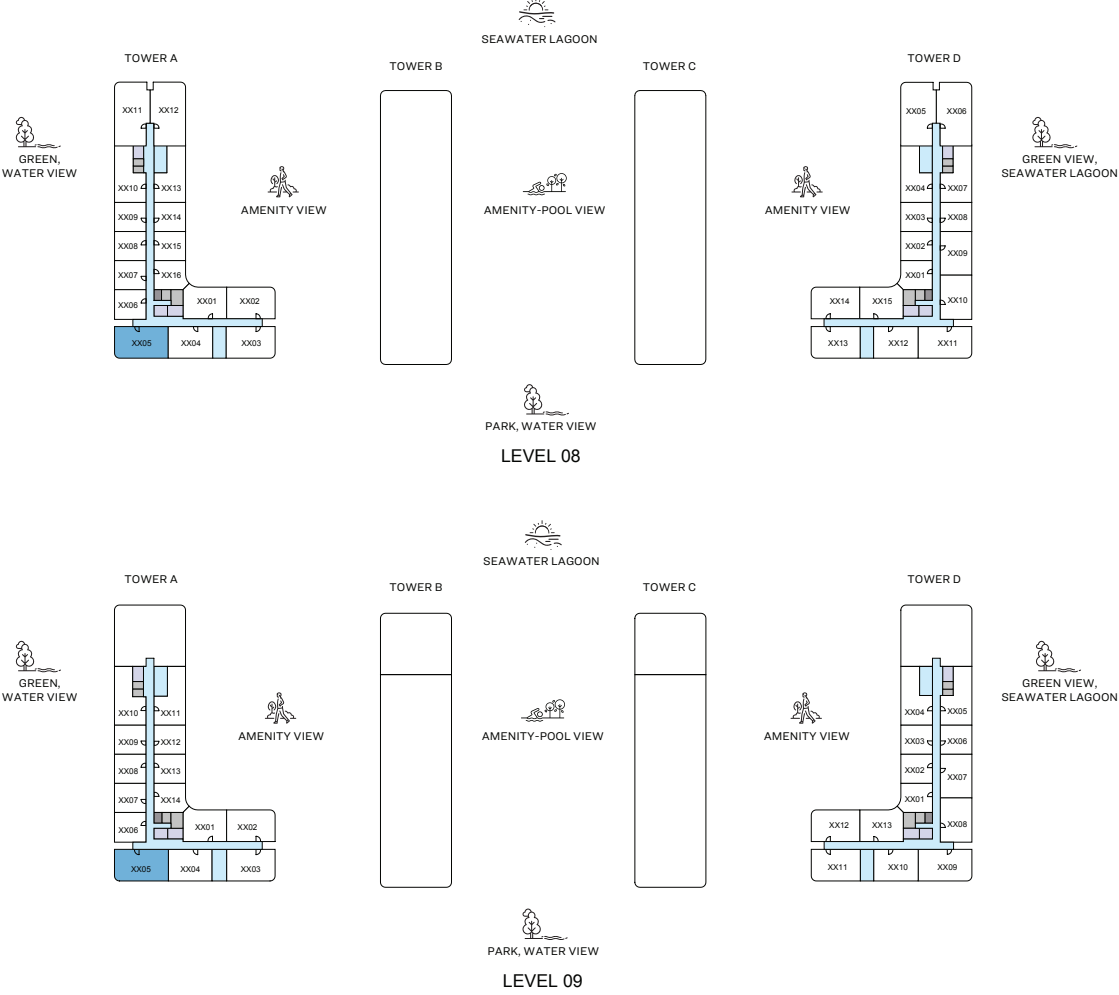
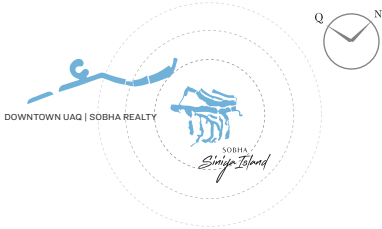
(with balcony)

TOTAL SALEABLE AREA
SUITE RANGE = 868.22 - 868.32 SQ.FT.
BALCONY = 104.52 SQ.FT.
TOTAL RANGE = 972.73 - 972.84 SQ.FT.

List of unit numbers with this unit plan:

VIEWS

Green, Park, Water View
A-205, A-305, A-405, A-505, A-605, A-705, A-805, A-905



2
BEDROOM
APARTMENT

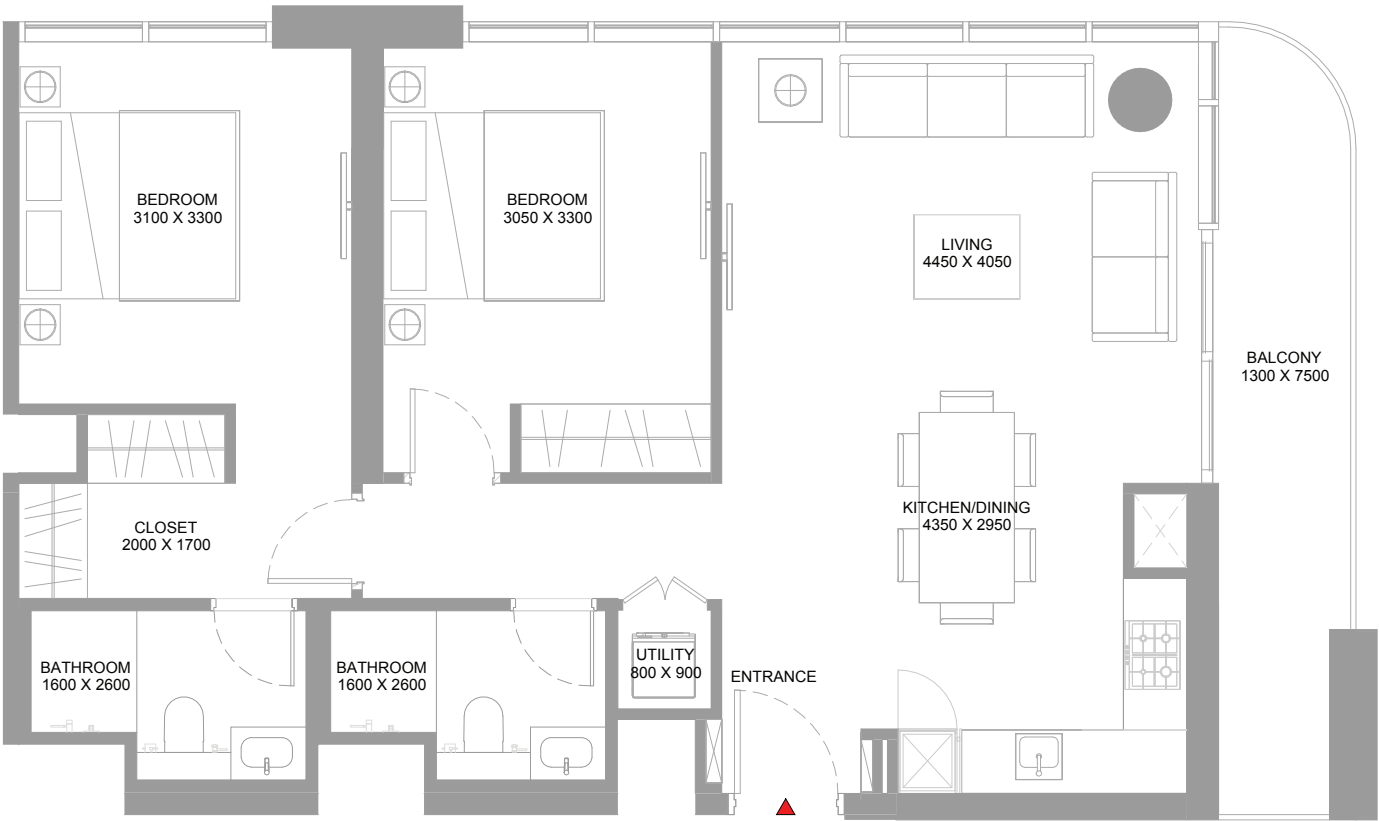
TYPE G
VARIANT 1
(with balcony)

TOTAL SALEABLE AREA
SUITE RANGE = 868.22 - 868.32 SQ.FT.
BALCONY = 104.52 SQ.FT.
TOTAL RANGE = 972.73 - 972.84 SQ.FT.

List of unit numbers with this unit plan:

VIEWS

Green, Park, Water View
A-205, A-305, A-405, A-505, A-605, A-705, A-805, A-905



2
BEDROOM
APARTMENT

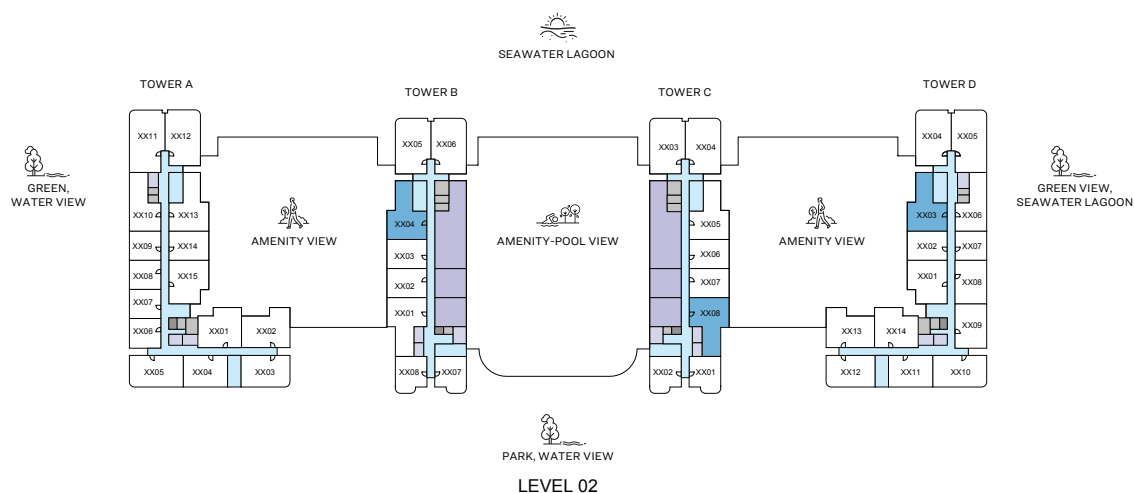
TYPE G
VARIANT 1
(with balcony)

TOTAL SALEABLE AREA
SUITE RANGE = 868.22 - 868.32 SQ.FT.
BALCONY = 104.52 SQ.FT.
TOTAL RANGE = 972.73 - 972.84 SQ.FT.

List of unit numbers with this unit plan:

VIEWS

Green, Park, Water View
A-205, A-305, A-405, A-505, A-605, A-705, A-805, A-905



2 BEDROOM APARTMENT

TYPE H
(with yard)

(with yard)

TOTAL SALEABLE AREA

SUITE RANGE = 836.79 - 839.69 SQ.FT.

YARD RANGE = 148.22 - 149.19 SQ.FT.

TOTAL RANGE = 985.01 - 988.88 SQ.FT.

List of unit numbers with this unit plan:

VIEWS

Amenity

B-204, C-208, D-203



2

BEDROOM
APARTMENT

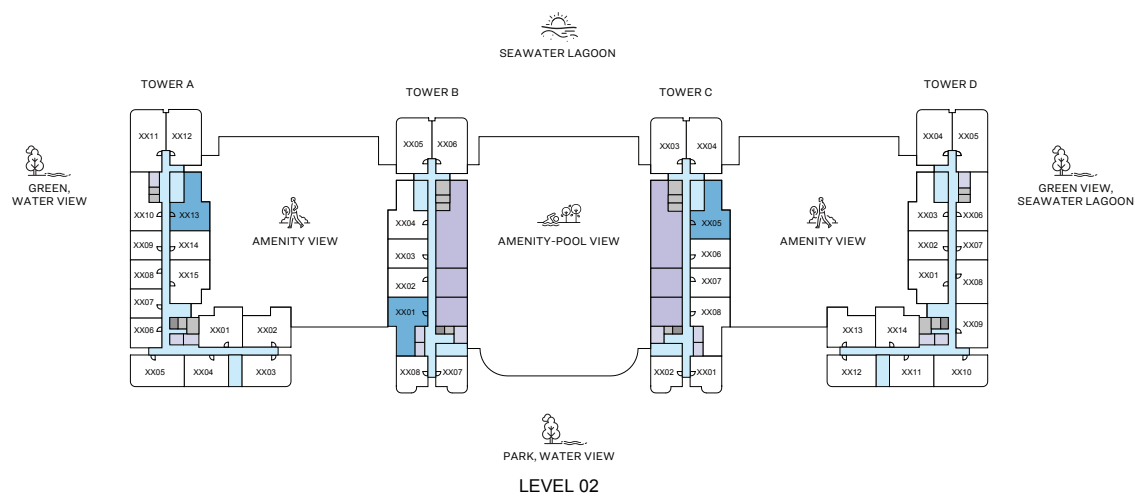
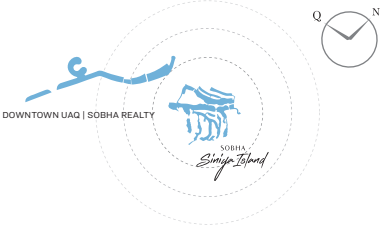
TYPE H

(with yard)

TOTAL SALEABLE AREA
SUITE RANGE = 836.79 - 839.69 SQ.FT.
YARD RANGE = 148.22 - 149.19 SQ.FT.
TOTAL RANGE = 985.01 - 988.88 SQ.FT.

List of unit numbers with this unit plan:

VIEWS
Amenity
B-204, C-208, D-203



2

BEDROOM
APARTMENT

TYPE H VARIANT 1

(with yard)

TOTAL SALEABLE AREA
SUITE RANGE = 836.79 - 839.58 SQ.FT.
YARD RANGE = 148.22 - 149.19 SQ.FT.
TOTAL RANGE = 985.01 - 988.77 SQ.FT.

List of unit numbers with this unit plan:

VIEWS
Amenity
A-213, B-201, C-205



2

BEDROOM
APARTMENT

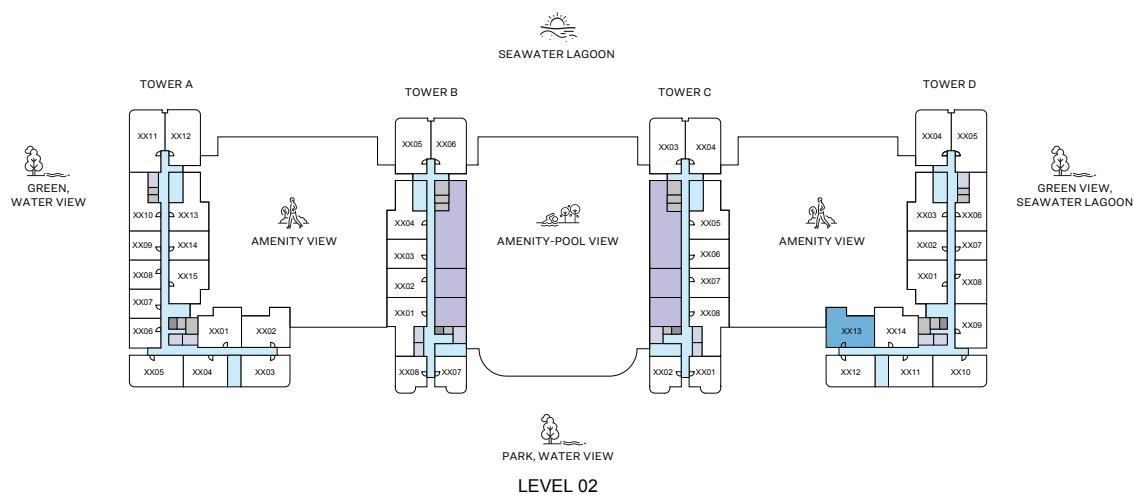
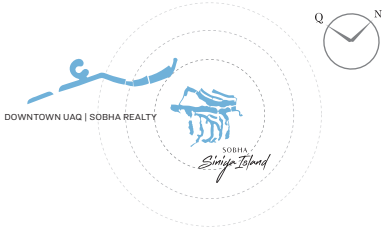
TYPE H VARIANT 1

(with yard)

TOTAL SALEABLE AREA
SUITE RANGE = 836.79 - 839.58 SQ.FT.
YARD RANGE = 148.22 - 149.19 SQ.FT.
TOTAL RANGE = 985.01 - 988.77 SQ.FT.

List of unit numbers with this unit plan:

VIEWS
Amenity
A-213, B-201, C-205



2

BEDROOM
APARTMENT

TYPE I

(with yard)

TOTAL SALEABLE AREA
SUITE = 864.13 SQ.FT.
YARD = 100.86 SQ.FT.
TOTAL = 964.98 SQ.FT.

List of unit numbers with this unit plan:

VIEWS
Amenity
D-213



2

BEDROOM
APARTMENT

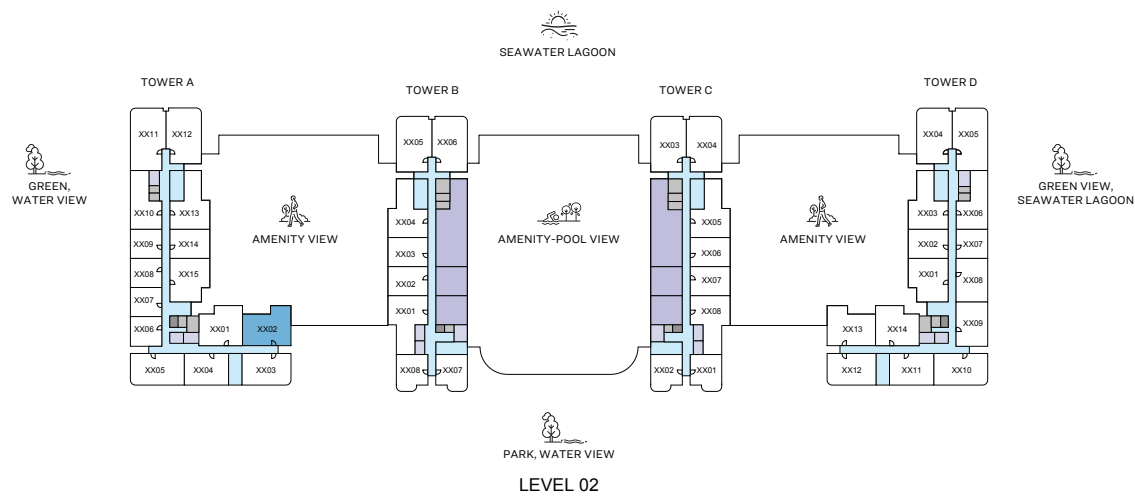
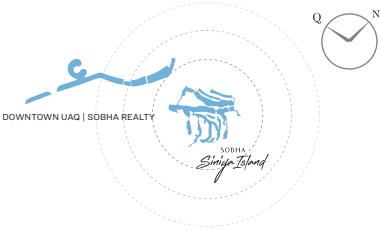
TYPE I

(with yard)

TOTAL SALEABLE AREA
SUITE = 864.13 SQ.FT.
YARD = 100.86 SQ.FT.
TOTAL = 964.98 SQ.FT.

List of unit numbers with this unit plan:

VIEWS
Amenity
D-213



2
BEDROOM
APARTMENT

TYPE I
VARIANT 1
(with yard)

TOTAL SALEABLE AREA
SUITE = 864.02 SQ.FT.
YARD = 100.86 SQ.FT.
TOTAL = 964.88 SQ.FT.

List of unit numbers with this unit plan:

VIEWS
Amenity
A-202



2

BEDROOM
APARTMENT

TYPE I VARIANT 1

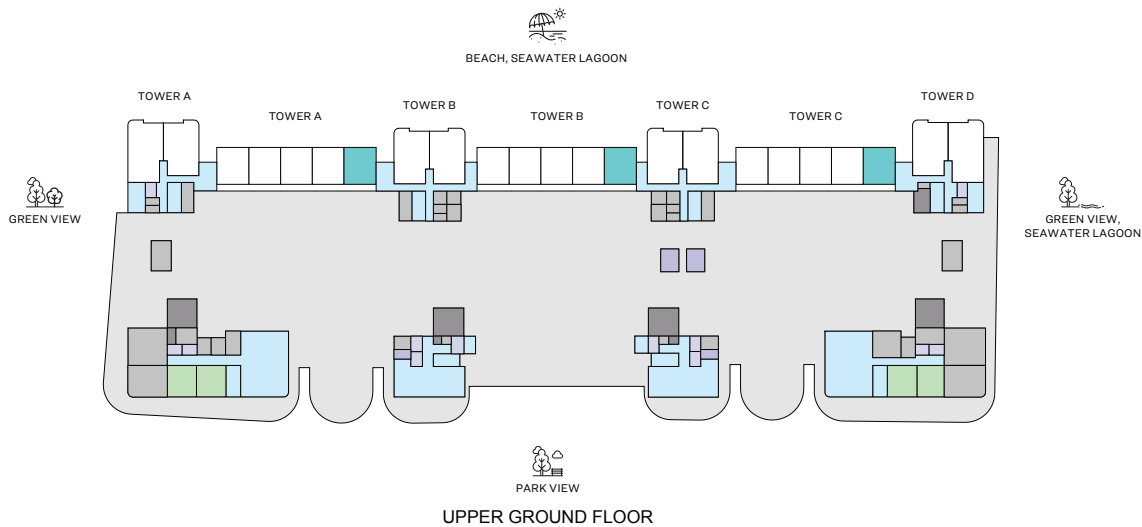
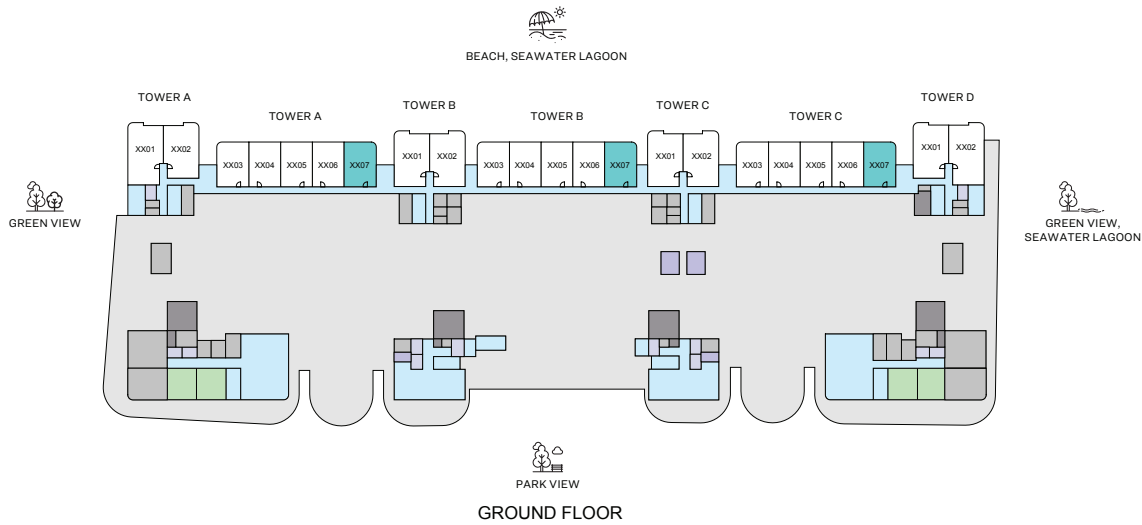
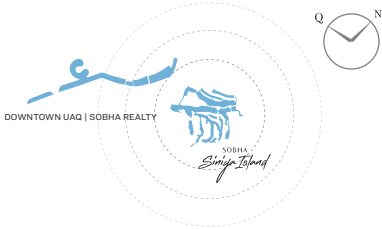
(with yard)

TOTAL SALEABLE AREA
SUITE = 864.02 SQ.FT.
YARD = 100.86 SQ.FT.
TOTAL = 964.88 SQ.FT.

List of unit numbers with this unit plan:

VIEWS

Amenity
A-202



2

(DUPLEX)
BEDROOM
APARTMENT

TYPE J

(with study, powder room +
yard and balcony)

TOTAL SALEABLE AREA
SUITE = 1,285.64 SQ.FT.
BALCONY = 205.70 SQ.FT.
TOTAL = 1,491.34 SQ.FT.

List of unit numbers with this unit plan:

VIEWS

Beach, Seawater Lagoon
A-07, B-07, C-07



2

(DUPLEX)
BEDROOM
APARTMENT

TYPE J

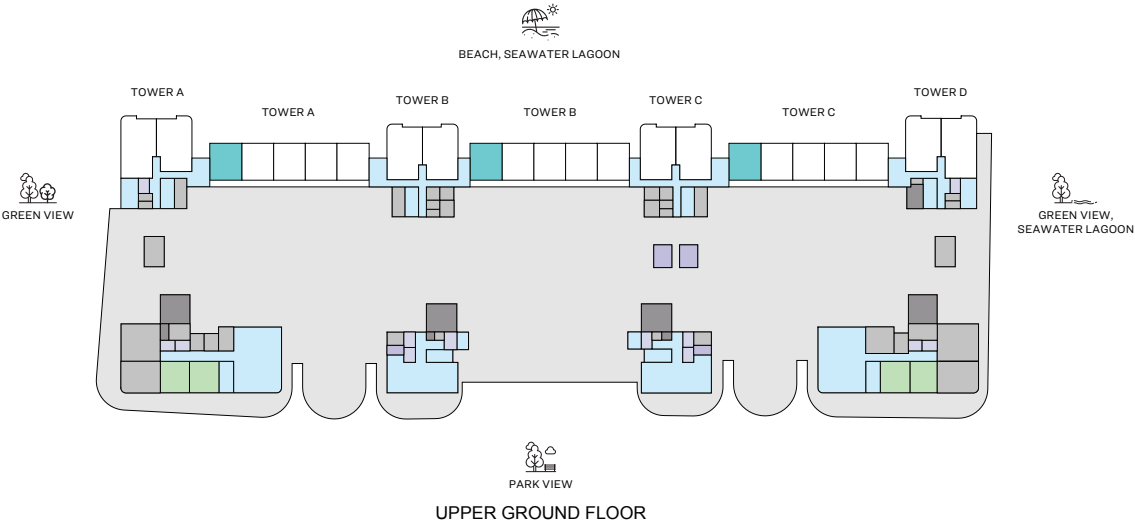
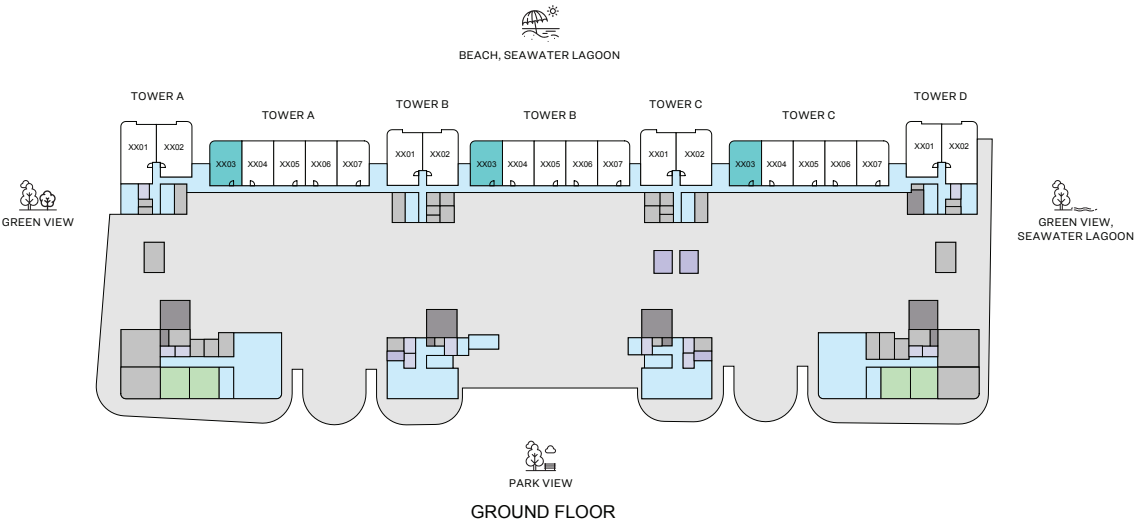
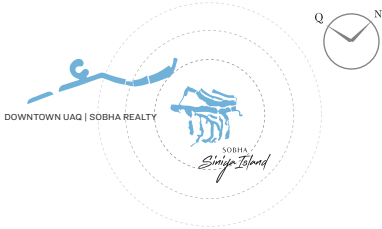
(with study, powder room +
yard and balcony)

TOTAL SALEABLE AREA
SUITE = 1,285.64 SQ.FT.
BALCONY = 205.70 SQ.FT.
TOTAL = 1,491.34 SQ.FT.

List of unit numbers with this unit plan:

VIEWS
Beach, Seawater Lagoon
A-07, B-07, C-07

UNIT



2
(DUPLEX)
BEDROOM
APARTMENT

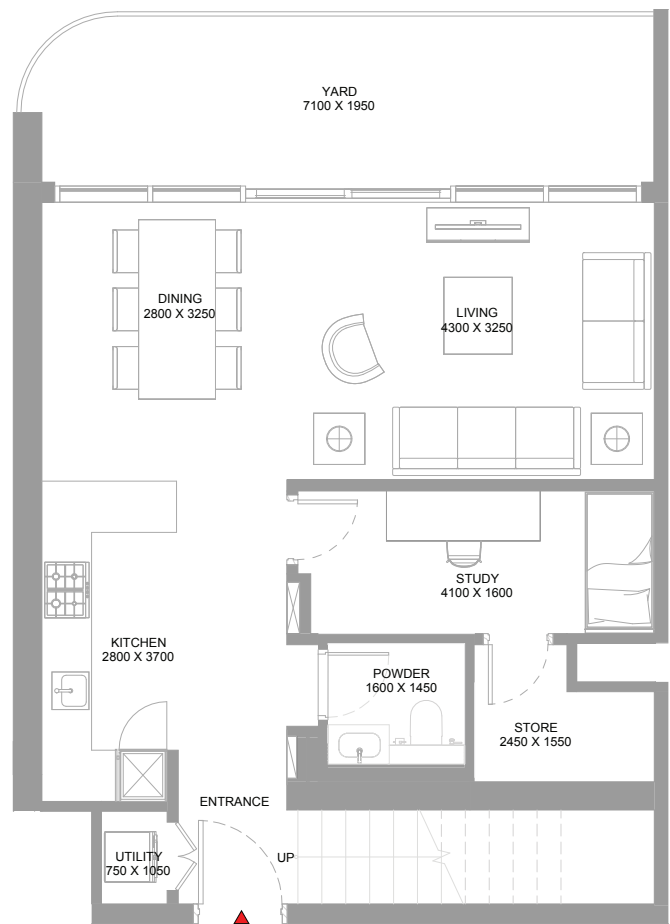
TYPE J
VARIANT 1
(with study, powder room +
yard and balcony)

TOTAL SALEABLE AREA
SUITE = 1,285.64 SQ.FT.
BALCONY = 205.70 SQ.FT.
TOTAL = 1,491.34 SQ.FT.

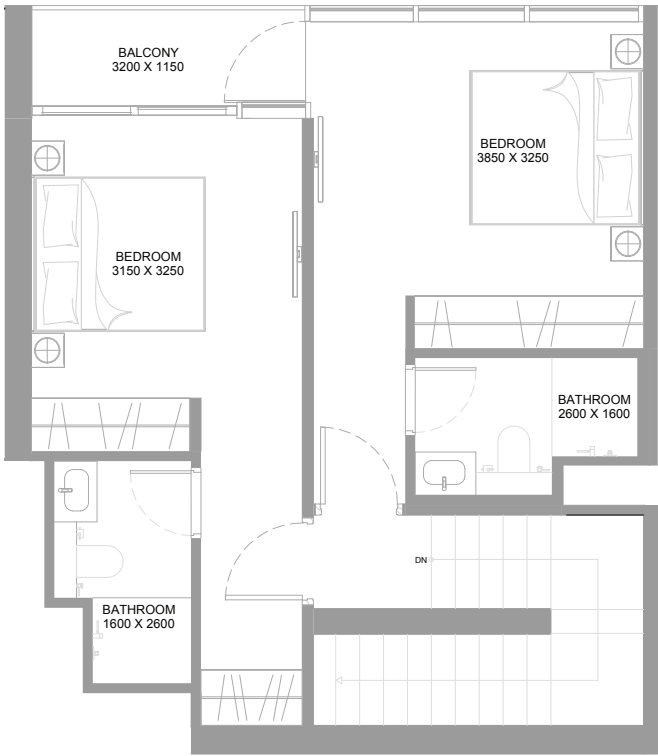
List of unit numbers with this unit plan:

VIEWS

Beach, Seawater Lagoon
A-03, B-03, C-03



LOWER FLOOR



UPPER FLOOR

2
(DUPLEX)
BEDROOM
APARTMENT

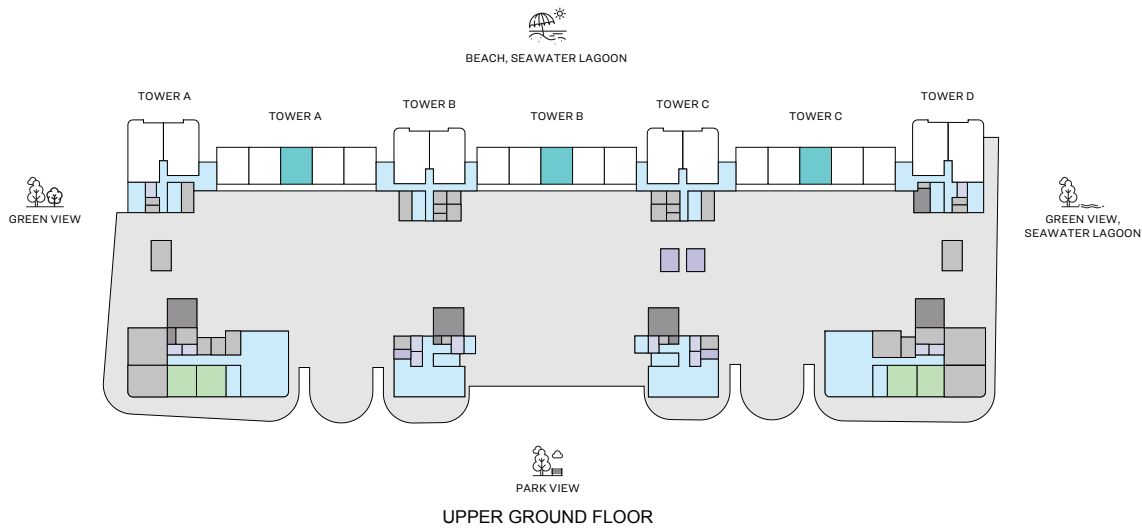
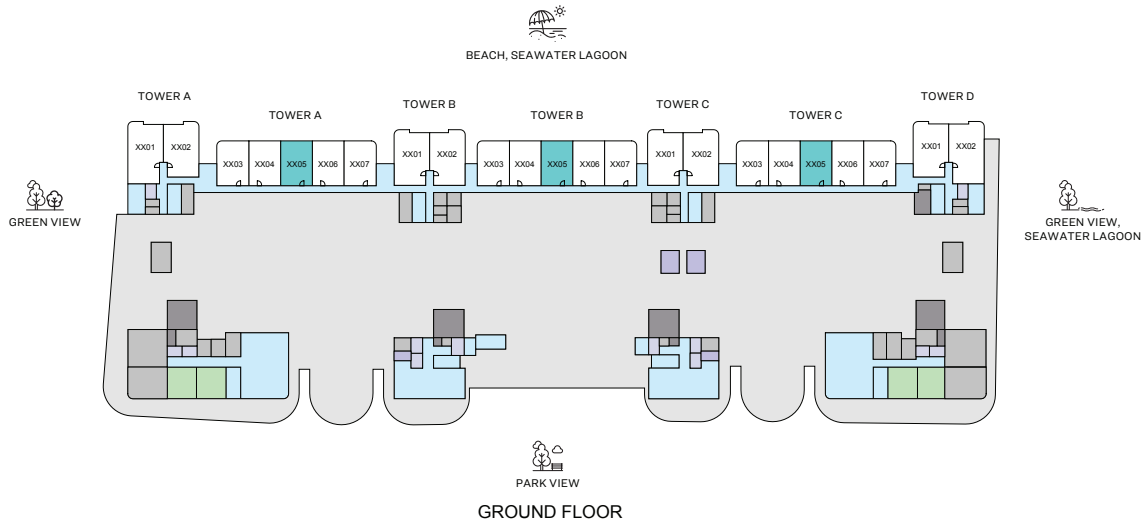
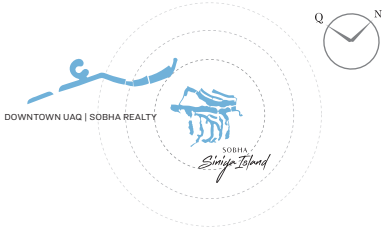
TYPE J
VARIANT 1
(with study, powder room +
yard and balcony)

TOTAL SALEABLE AREA
SUITE = 1,285.64 SQ.FT.
BALCONY = 205.70 SQ.FT.
TOTAL = 1,491.34 SQ.FT.

List of unit numbers with this unit plan:

VIEWS

Beach, Seawater Lagoon
A-03, B-03, C-03



2

(DUPLEX)
BEDROOM
APARTMENT

TYPE K

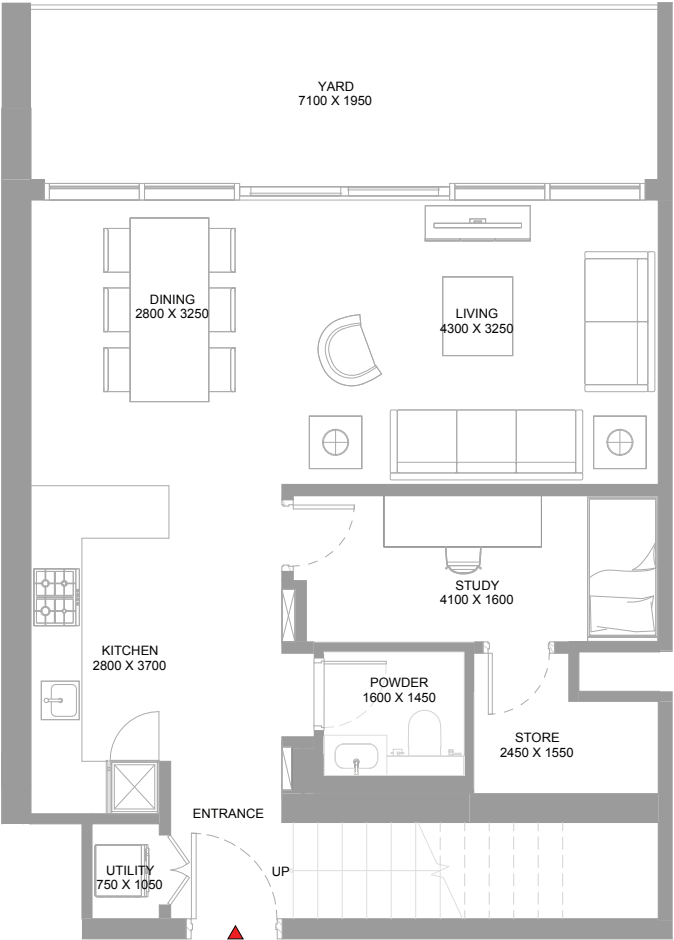
(with study, powder room +
yard and balcony)

TOTAL SALEABLE AREA
SUITE = 1, 285.64 SQ.FT.
BALCONY = 207.31 SQ.FT.
TOTAL = 1,492.95 SQ.FT.

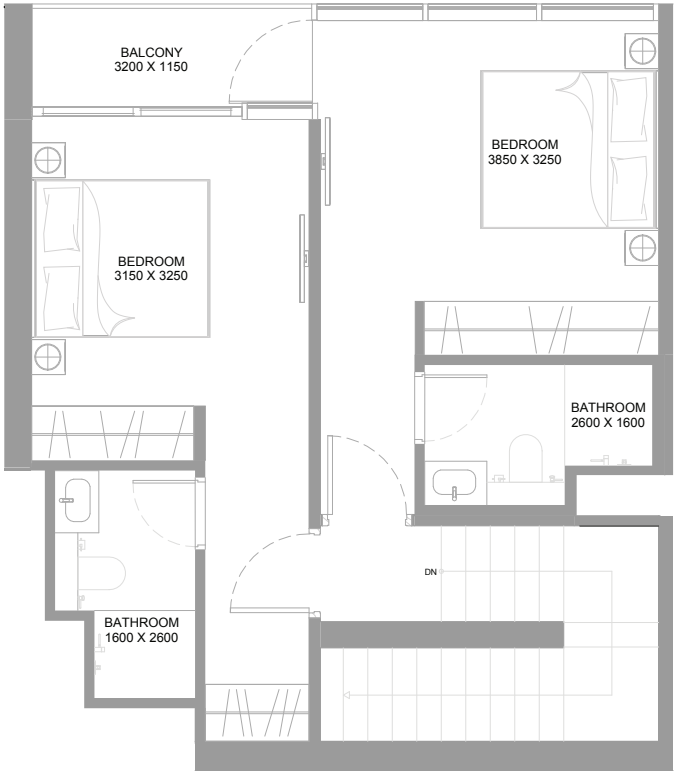
List of unit numbers with this unit plan:

VIEWS

Beach, Seawater Lagoon
A-05, B-05, C-05



LOWER FLOOR



UPPER FLOOR

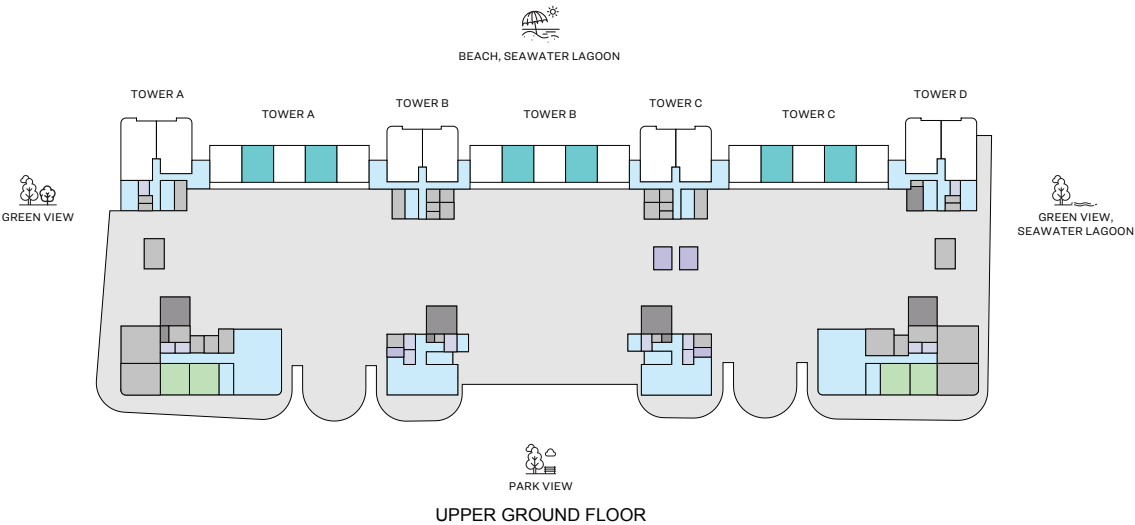
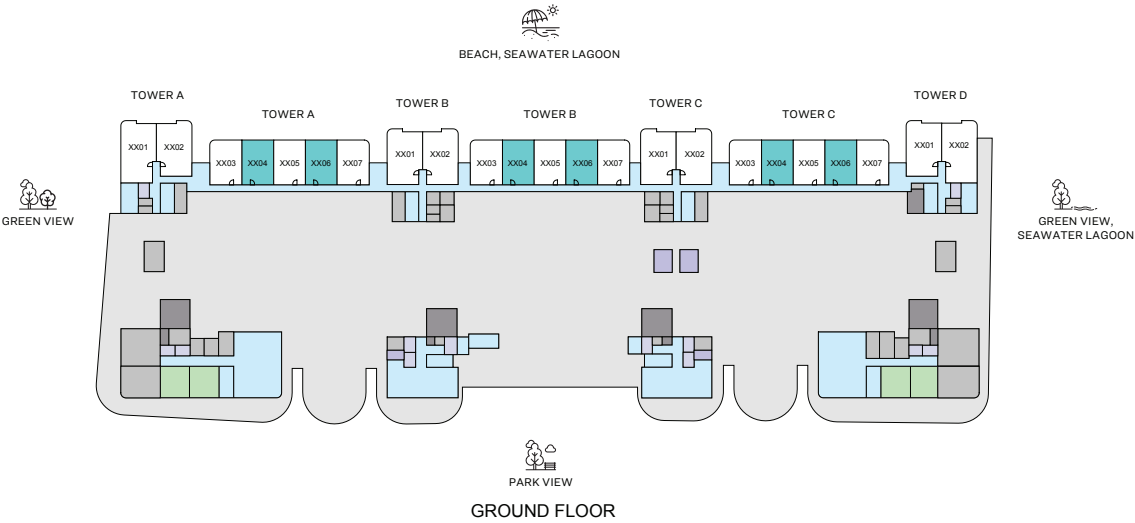
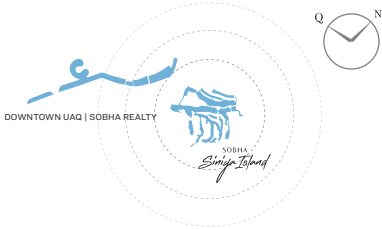
2
(DUPLEX)
BEDROOM
APARTMENT

TYPE K
(with study, powder room +
yard and balcony)

TOTAL SALEABLE AREA
SUITE = 1, 285.64 SQ.FT.
BALCONY = 207.31 SQ.FT.
TOTAL = 1,492.95 SQ.FT.

List of unit numbers with this unit plan:

VIEWS
Beach, Seawater Lagoon
A-05, B-05, C-05



2

(DUPLEX)
BEDROOM
APARTMENT

TYPE K VARIANT 1

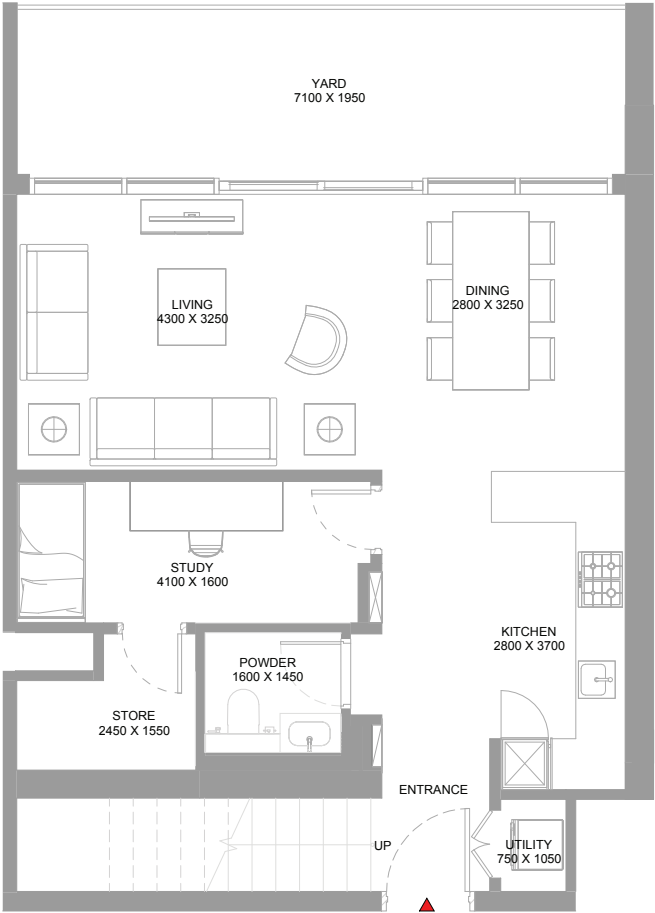
(with study, powder room +
yard and balcony)

TOTAL SALEABLE AREA
SUITE = 1,285.64 SQ.FT.
BALCONY = 207.31 SQ.FT.
TOTAL = 1,492.95 SQ.FT.

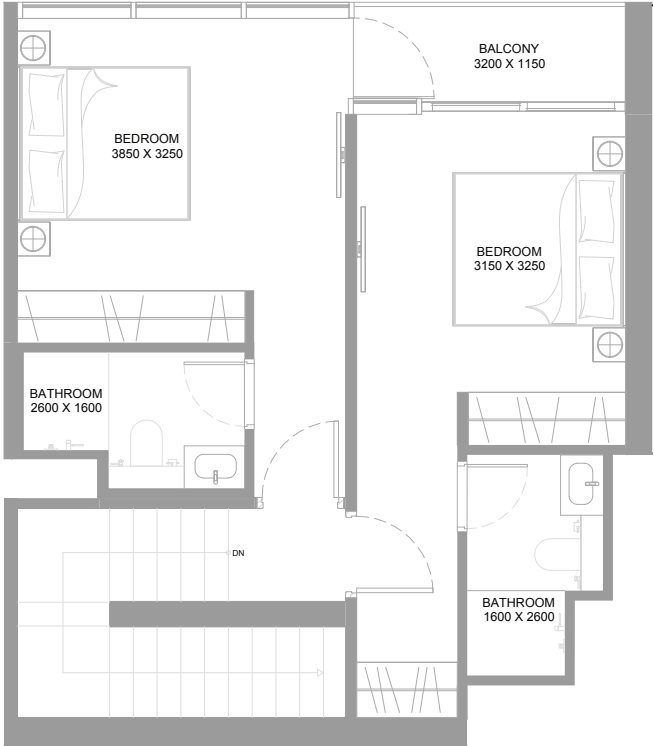
List of unit numbers with this unit plan:

VIEWS

Beach, Seawater Lagoon
A-04, A-06, B-04, B-06, C-04, C-06



LOWER FLOOR



UPPER FLOOR

2
(DUPLEX)
BEDROOM
APARTMENT

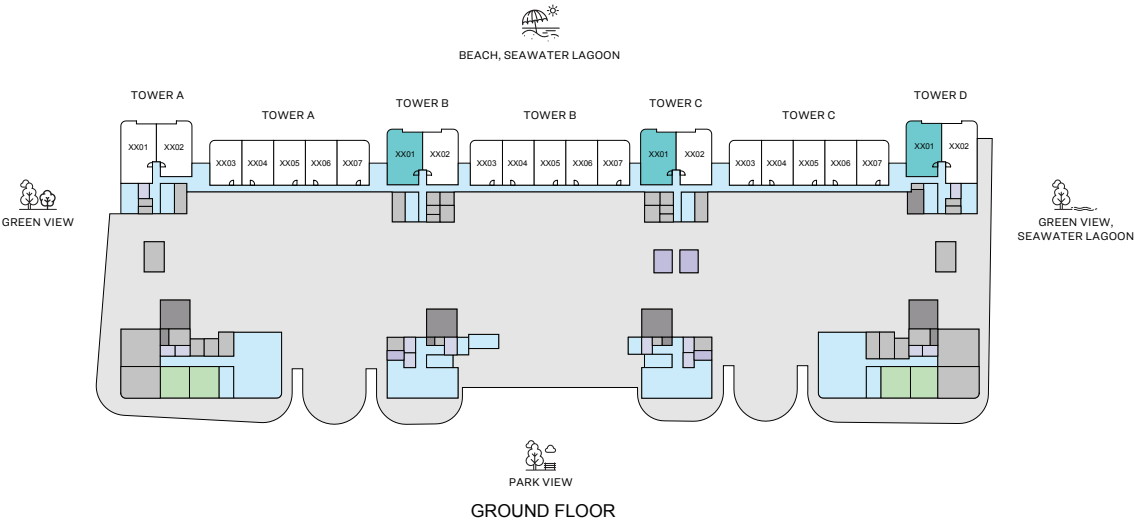
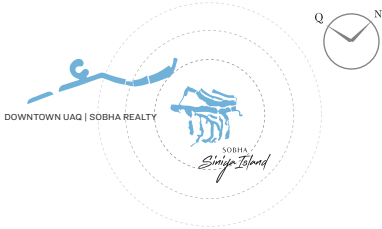
TYPE K
VARIANT 1
(with study, powder room +
yard and balcony)

TOTAL SALEABLE AREA
SUITE = 1,285.64 SQ.FT.
BALCONY = 207.31 SQ.FT.
TOTAL = 1,492.95 SQ.FT.

List of unit numbers with this unit plan:

VIEWS

Beach, Seawater Lagoon
A-04, A-06, B-04, B-06, C-04, C-06



2

BEDROOM
APARTMENT

TYPE L

(with powder room + yard)

TOTAL SALEABLE AREA
SUITE RANGE = 973.27 - 993.29 SQ.FT.
YARD RANGE = 87.08 - 88.26 SQ.FT.
TOTAL RANGE = 1,060.35 - 1,081.56 SQ.FT.

List of unit numbers with this unit plan:

VIEWS

Beach, Seawater Lagoon
B-01, C-01, D-01



2

BEDROOM
APARTMENT

TYPE L

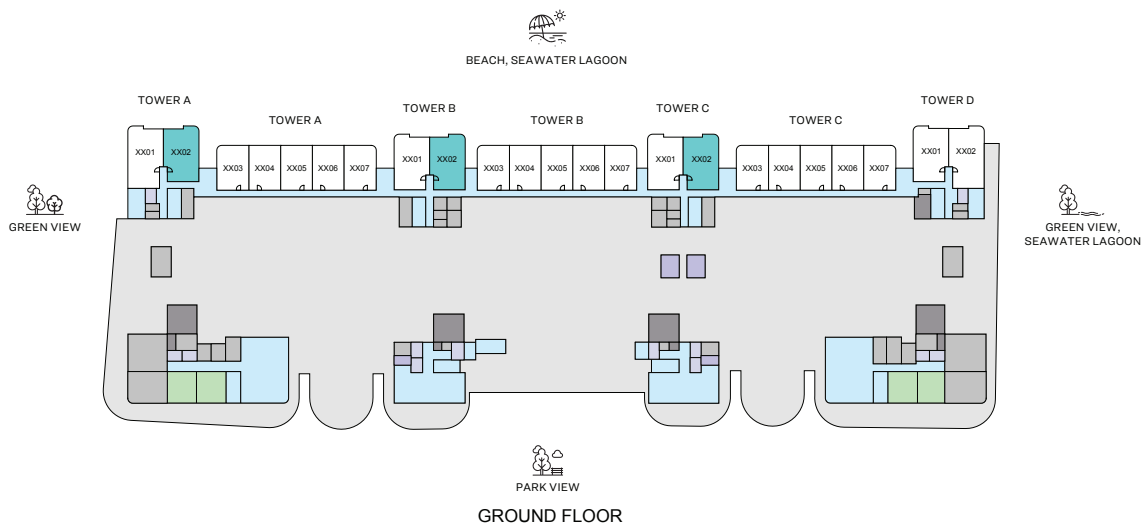
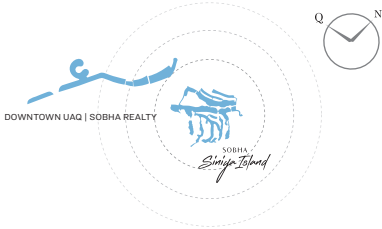
(with powder room + yard)

TOTAL SALEABLE AREA
SUITE RANGE = 973.27 - 993.29 SQ.FT.
YARD RANGE = 87.08 - 88.26 SQ.FT.
TOTAL RANGE = 1,060.35 - 1,081.56 SQ.FT.

List of unit numbers with this unit plan:

VIEWS

Beach, Seawater Lagoon
B-01, C-01, D-01



2

BEDROOM
APARTMENT

TYPE L VARIANT 1

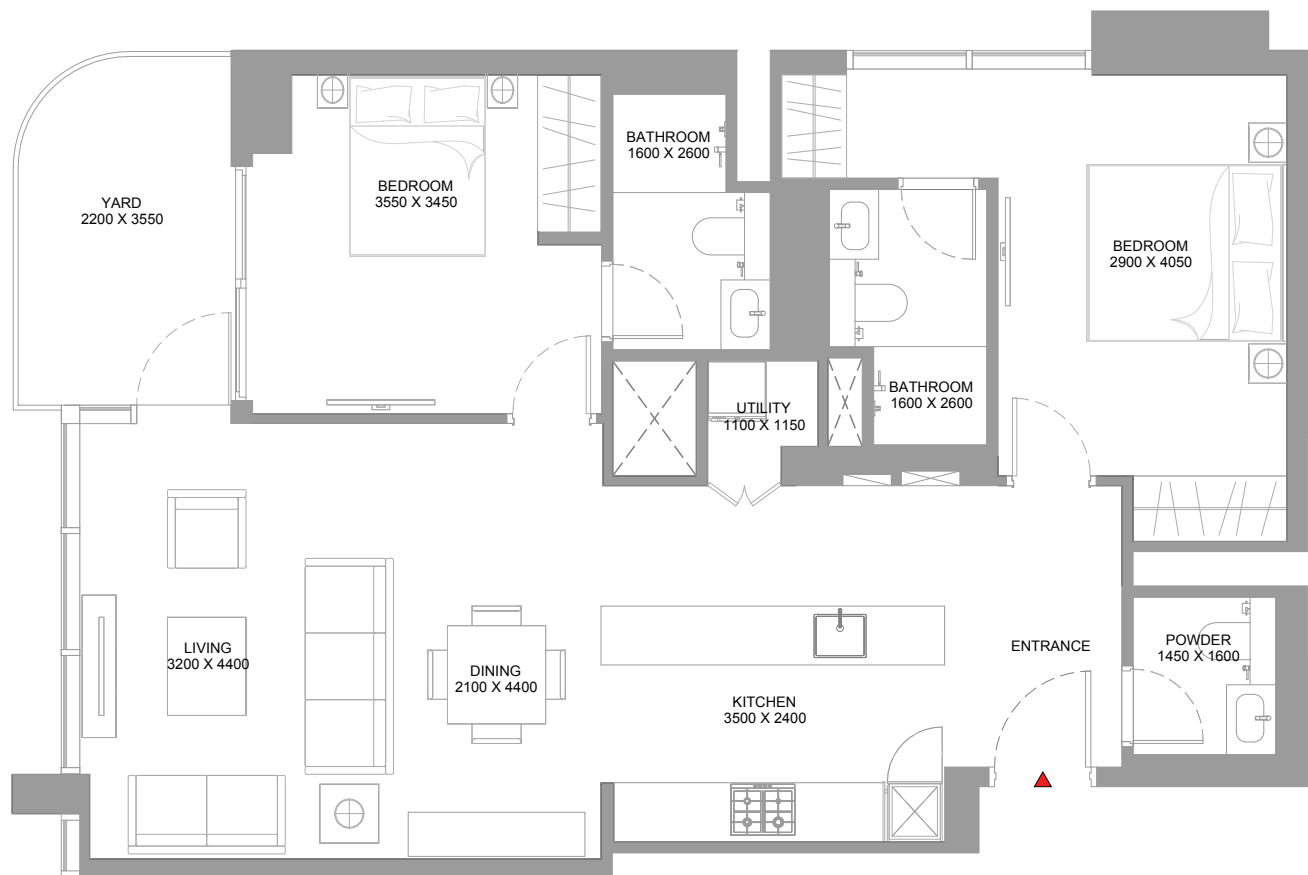
(with powder room + yard)

TOTAL SALEABLE AREA
SUITE RANGE = 973.17 - 984.79 SQ.FT.
YARD RANGE = 87.08 - 88.26 SQ.FT.
TOTAL RANGE = 1,060.25 - 1,073.05 SQ.FT.

List of unit numbers with this unit plan:

VIEWS

Beach, Seawater Lagoon
A-02, B-02, C-02



2

BEDROOM
APARTMENT

TYPE L VARIANT 1

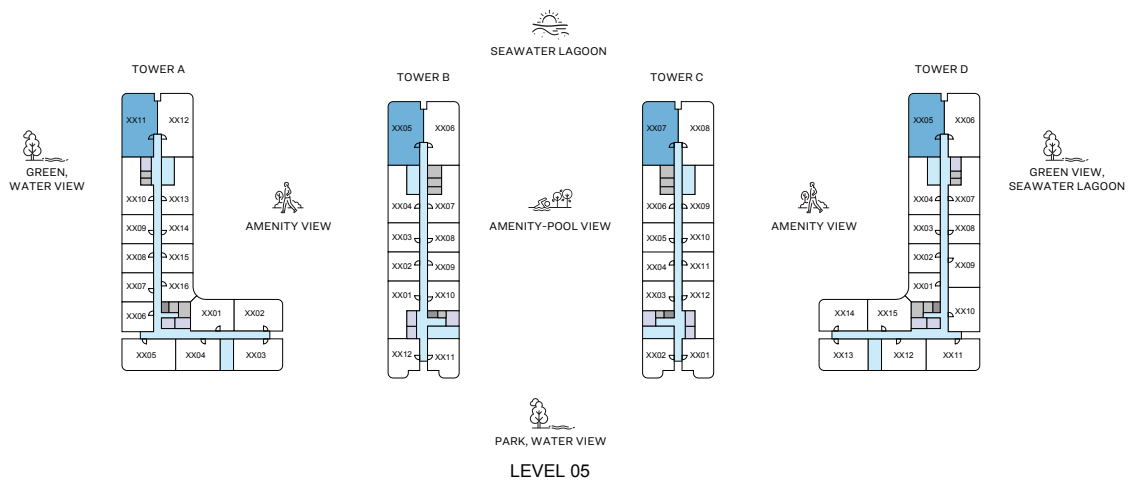
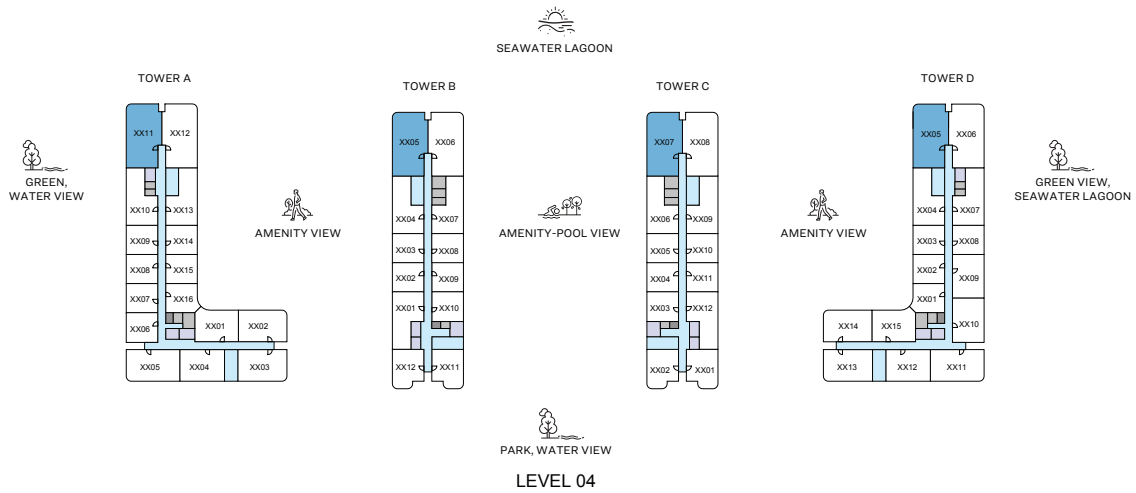
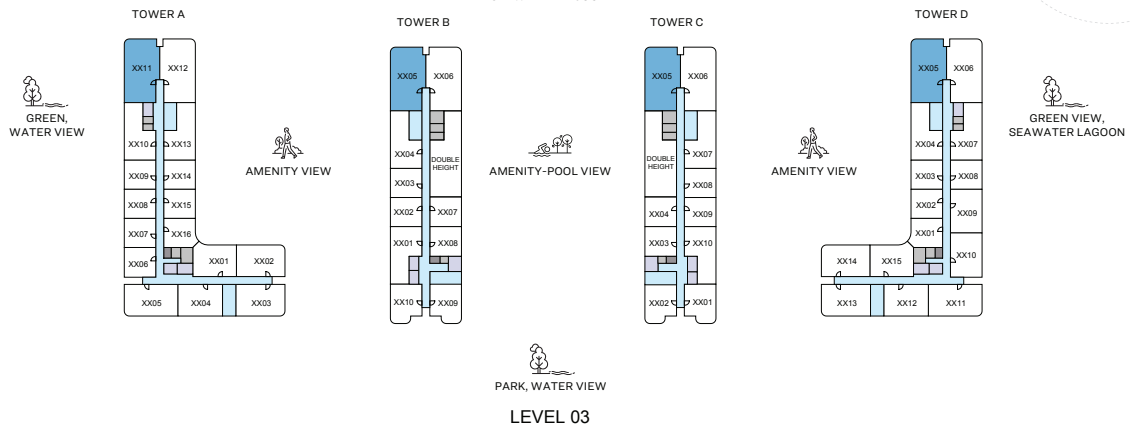
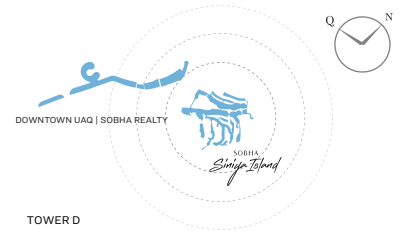
(with powder room + yard)

TOTAL SALEABLE AREA
SUITE RANGE = 973.17 - 984.79 SQ.FT.
YARD RANGE = 87.08 - 88.26 SQ.FT.
TOTAL RANGE = 1,060.25 - 1,073.05 SQ.FT.

List of unit numbers with this unit plan:

VIEWS

Beach, Seawater Lagoon
A-02, B-02, C-02



2

BEDROOM
APARTMENT

TYPE M

(with powder room + balcony)

TOTAL SALEABLE AREA

SUITE RANGE = 1,066.81 - 1,067.56 SQ.FT.
BALCONY RANGE = 143.91 - 146.71 SQ.FT.
TOTAL RANGE = 1,210.72 - 1,214.28 SQ.FT.

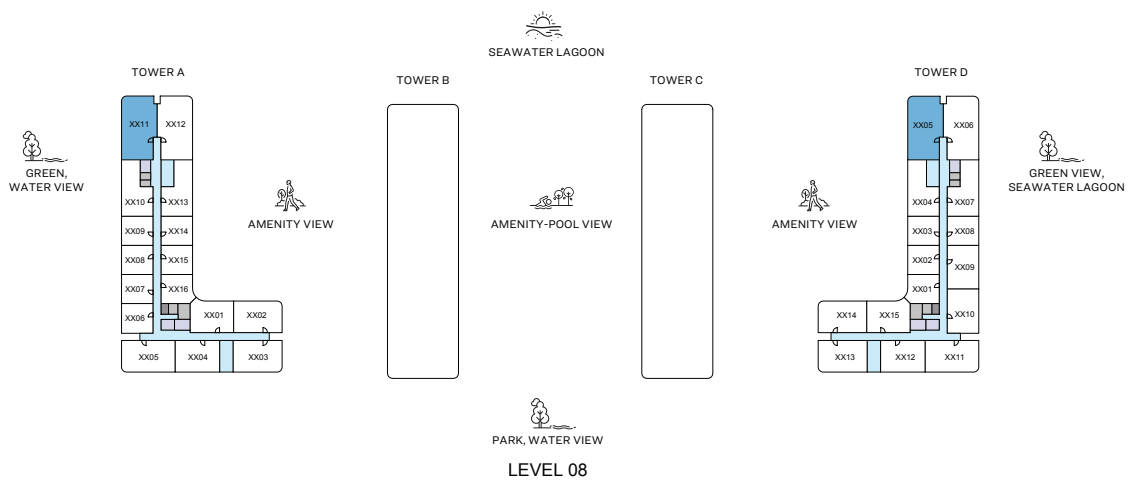
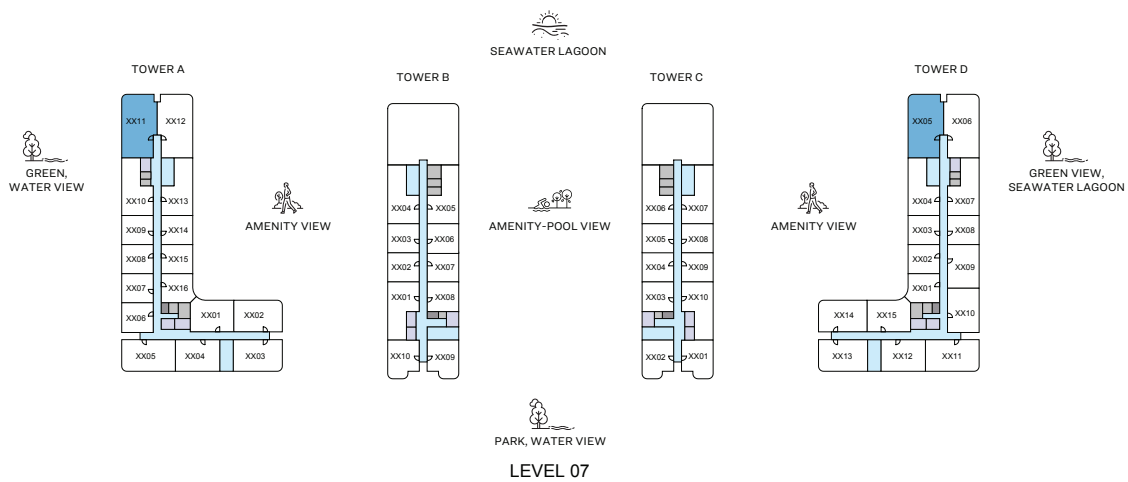
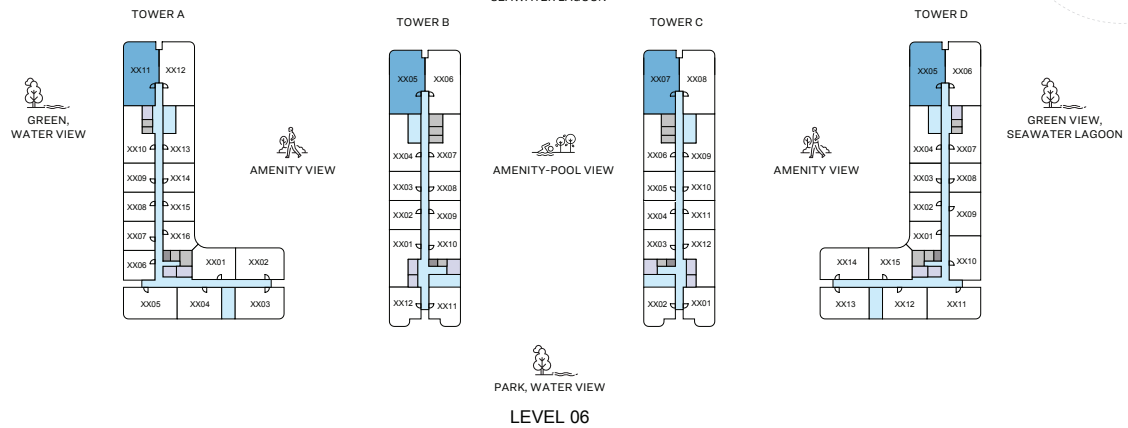
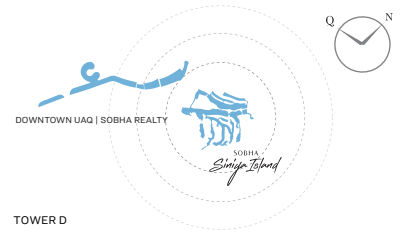
List of unit numbers with this unit plan:

VIEWS

Green, Water View, Seawater Lagoon
A-311, A-411, A-511, A-611, A-711, A-811

Seawater Lagoon

B-305, C-305, D-305, B-405, C-407, D-405, B-505, C-507, D-505, B-605, C-607, D-605, D-705, D-805



2

BEDROOM
APARTMENT

TYPE M

(with powder room + balcony)

TOTAL SALEABLE AREA

SUITE RANGE = 1,066.81 - 1,067.56 SQ.FT.
BALCONY RANGE = 143.91 - 146.71 SQ.FT.
TOTAL RANGE = 1,210.72 - 1,214.28 SQ.FT.

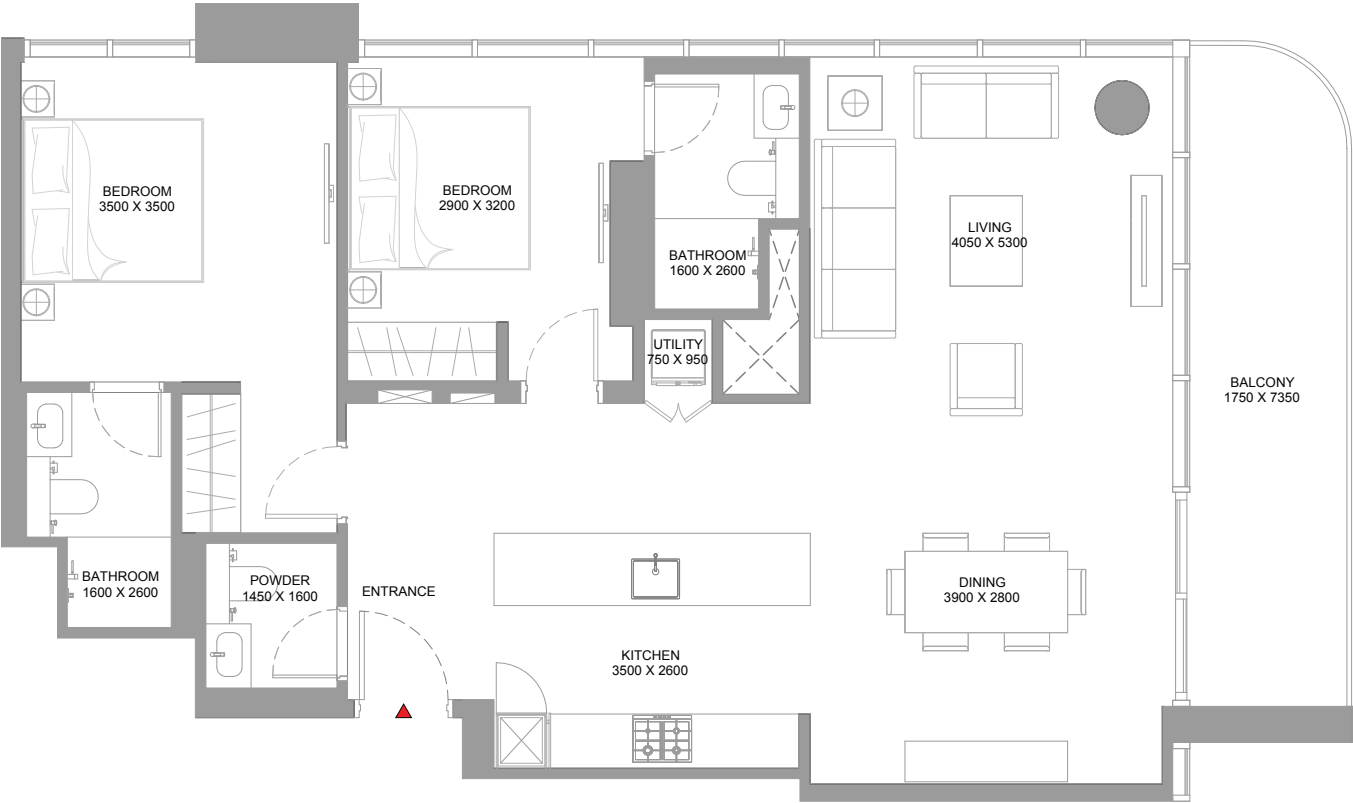
List of unit numbers with this unit plan:

VIEWS

Green, Water View, Seawater Lagoon
A-311, A-411, A-511, A-611, A-711, A-811

Seawater Lagoon

B-305, C-305, D-305, B-405, C-407, D-405, B-505, C-507, D-505, B-605, C-607, D-605, D-705, D-805



2
BEDROOM
APARTMENT

TYPE M
(with powder room + balcony)

TOTAL SALEABLE AREA
SUITE RANGE = 1,066.81 - 1,067.56 SQ.FT.
BALCONY RANGE = 143.91 - 146.71 SQ.FT.
TOTAL RANGE = 1,210.72 - 1,214.28 SQ.FT.

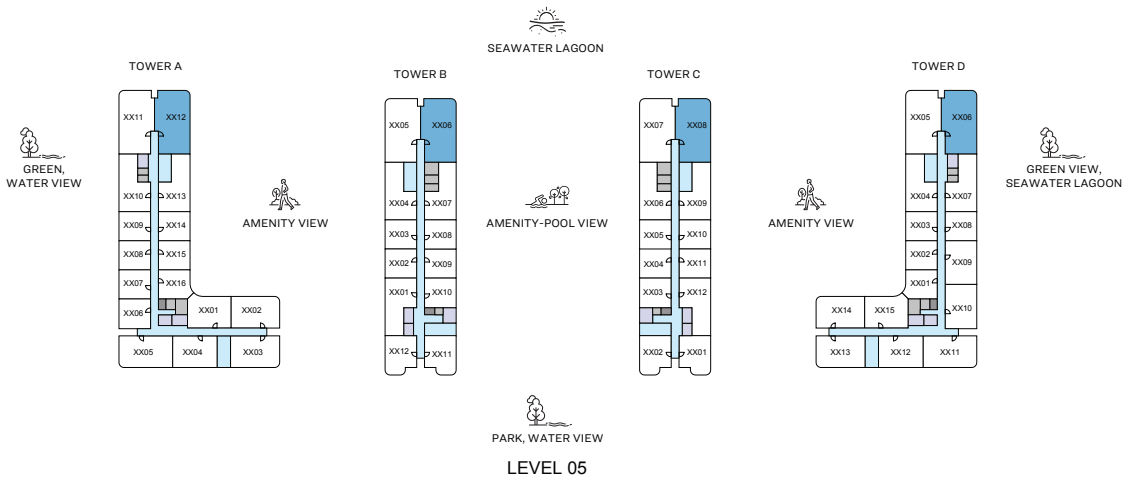
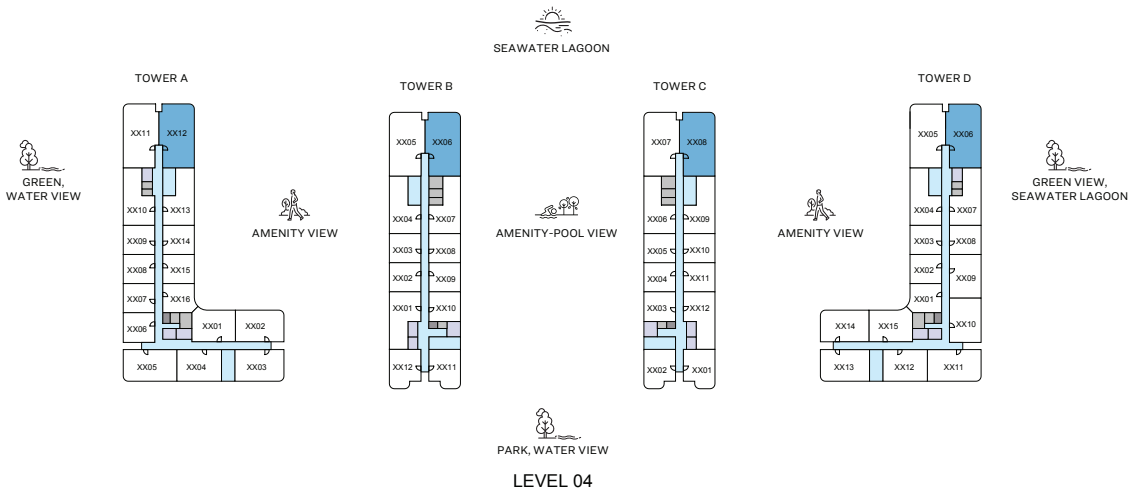
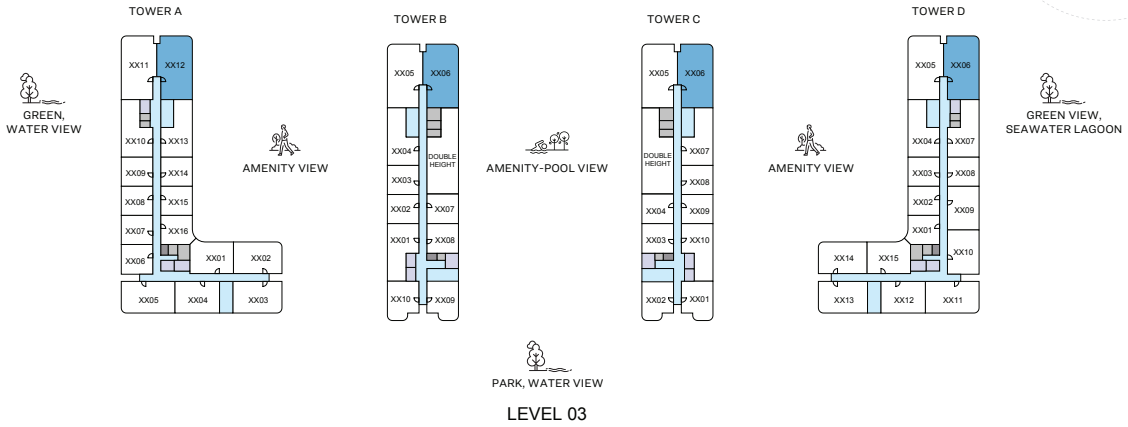
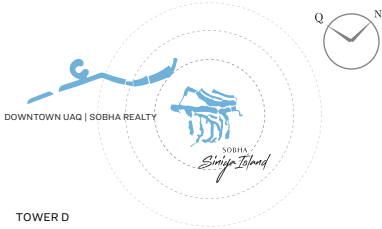
List of unit numbers with this unit plan:

VIEWS

Green, Water View, Seawater Lagoon
A-311, A-411, A-511, A-611, A-711, A-811

Seawater Lagoon

B-305, C-305, D-305, B-405, C-407, D-405, B-505, C-507, D-505, B-605, C-607, D-605, D-705, D-805



2

BEDROOM
APARTMENT

TYPE M VARIANT 1

(with powder room + balcony)

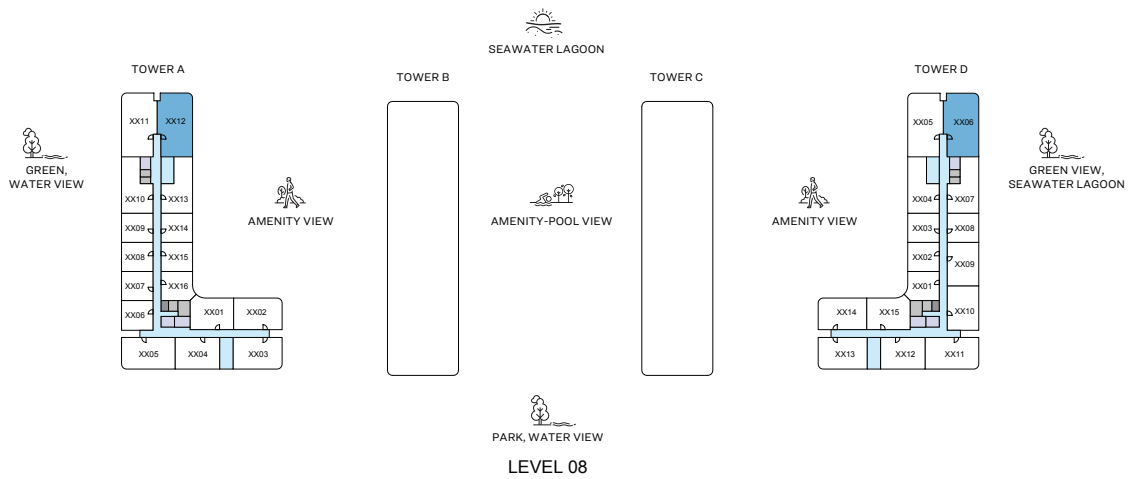
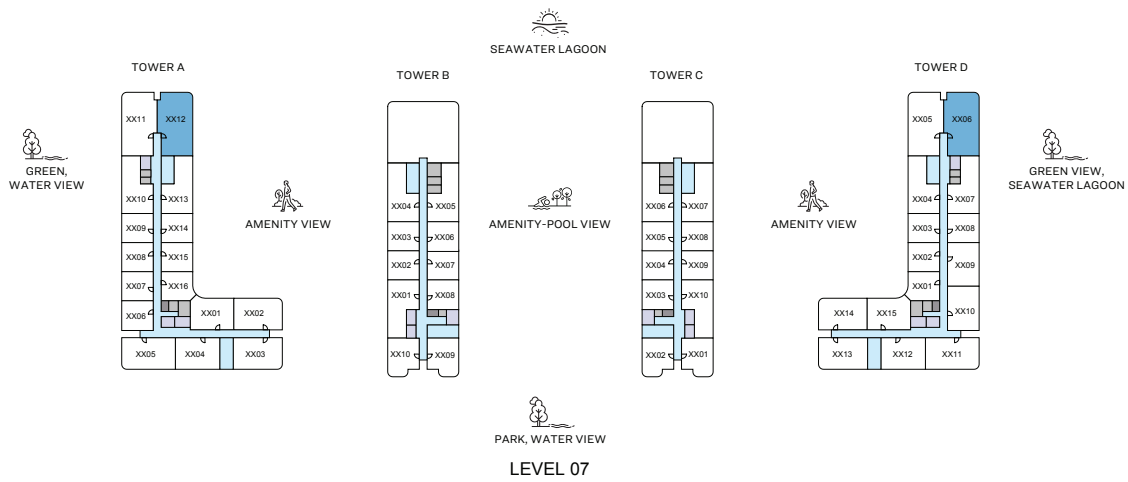
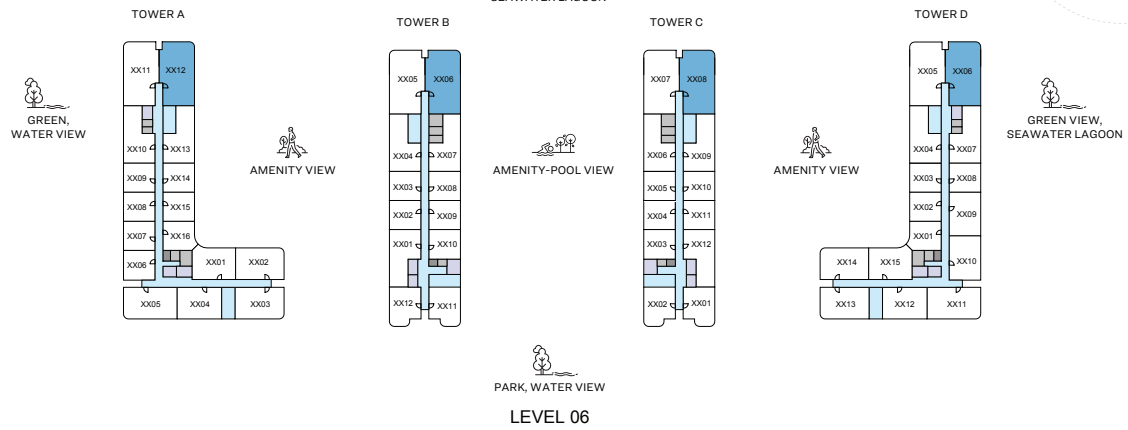
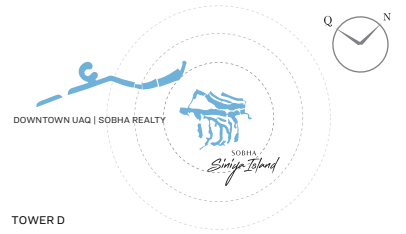
TOTAL SALEABLE AREA
SUITE RANGE = 1,066.81 - 1,067.46 SQ.FT.
BALCONY RANGE = 143.91 - 146.71 SQ.FT.
TOTAL RANGE = 1,210.72 - 1,214.17 SQ.FT.

List of unit numbers with this unit plan:

VIEWS

Green View, Seawater Lagoon
D-306, D-406, D-506, D-606, D-706, D-806

Seawater Lagoon
A-312, B-306, C-306, A-412, B-406, C-408, A-512, B-506, C-508, A-612, B-606, C-608, A-712, A-812



2
BEDROOM
APARTMENT

TYPE M VARIANT 1

(with powder room + balcony)

TOTAL SALEABLE AREA

SUITE RANGE = 1,066.81 - 1,067.46 SQ.FT.
BALCONY RANGE = 143.91 - 146.71 SQ.FT.
TOTAL RANGE = 1,210.72 - 1,214.17 SQ.FT.

List of unit numbers with this unit plan:

VIEWS

Green View, Seawater Lagoon
D-306, D-406, D-506, D-606, D-706, D-806

Seawater Lagoon

A-312, B-306, C-306, A-412, B-406, C-408, A-512, B-506, C-508, A-612, B-606, C-608, A-712, A-812



2

BEDROOM
APARTMENT

TYPE M VARIANT 1

(with powder room + balcony)

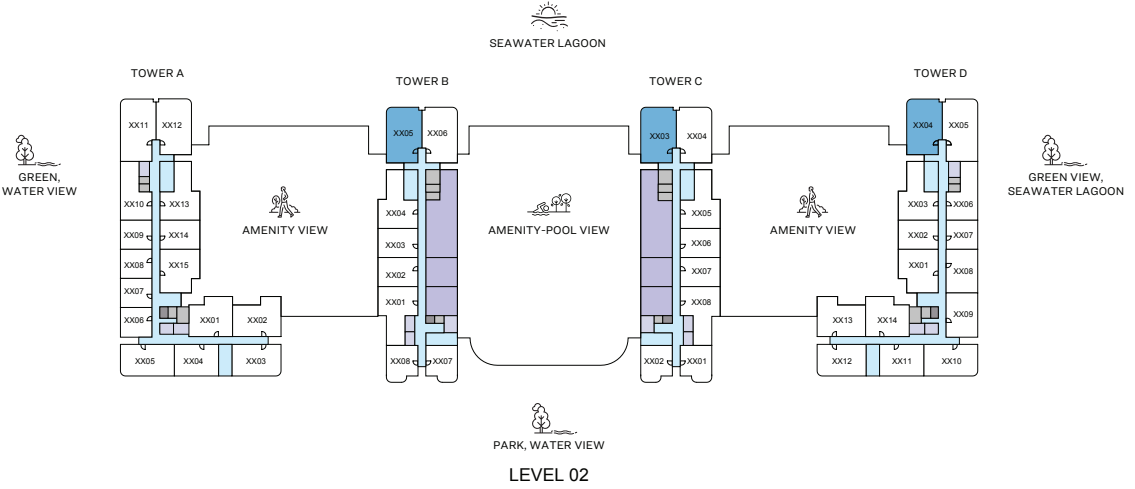
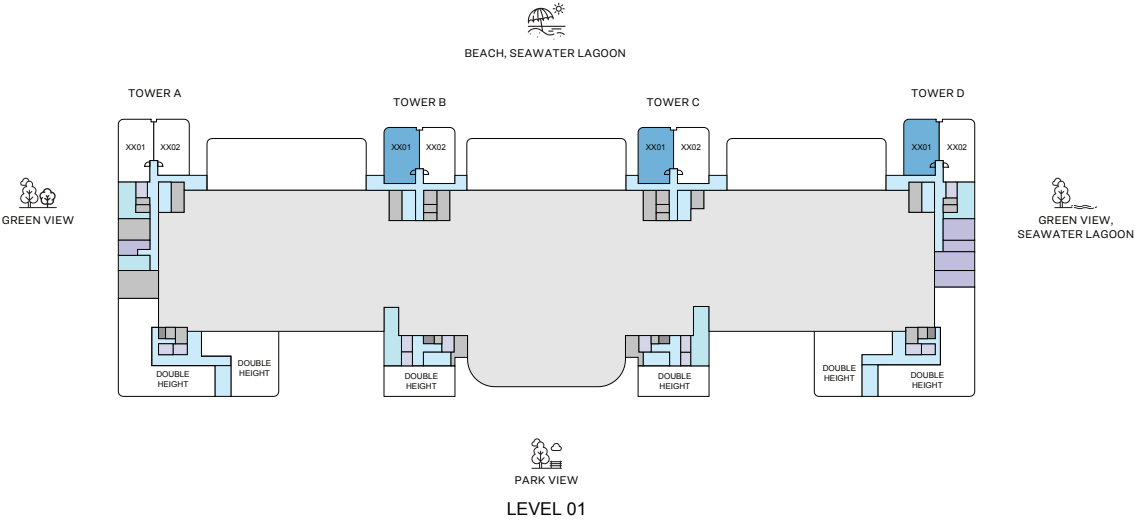
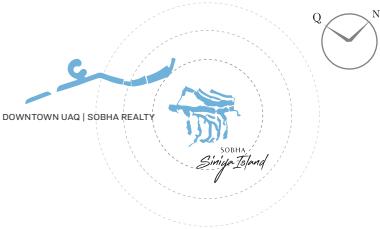
TOTAL SALEABLE AREA
SUITE RANGE = 1,066.81 - 1,067.46 SQ.FT.
BALCONY RANGE = 143.91 - 146.71 SQ.FT.
TOTAL RANGE = 1,210.72 - 1,214.17 SQ.FT.

List of unit numbers with this unit plan:

VIEWS

Green View, Seawater Lagoon
D-306, D-406, D-506, D-606, D-706, D-806

Seawater Lagoon
A-312, B-306, C-306, A-412, B-406, C-408, A-512, B-506, C-508, A-612, B-606, C-608, A-712, A-812



2

BEDROOM
APARTMENT

TYPE N

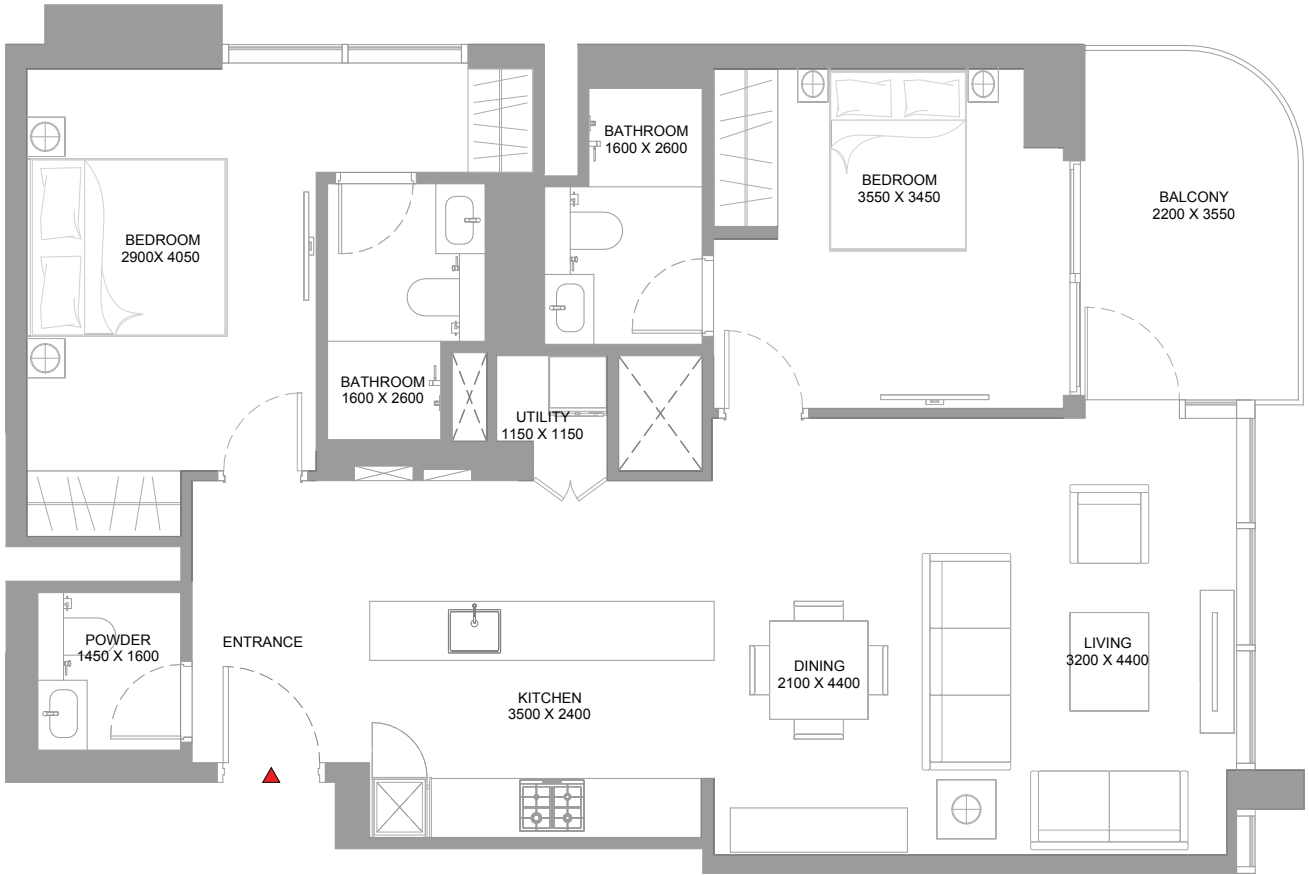
(with powder room + balcony)

TOTAL SALEABLE AREA
SUITE RANGE = 973.17 - 975.10 SQ.FT.
BALCONY RANGE = 86.86 - 88.26 SQ.FT.
TOTAL RANGE = 1,061.43 - 1,062.51 SQ.FT.

List of unit numbers with this unit plan:

VIEWS

- Beach, Seawater Lagoon
B-101, C-101, D-101
- Seawater Lagoon
B-205, C-203, D-204



2

BEDROOM
APARTMENT

TYPE N

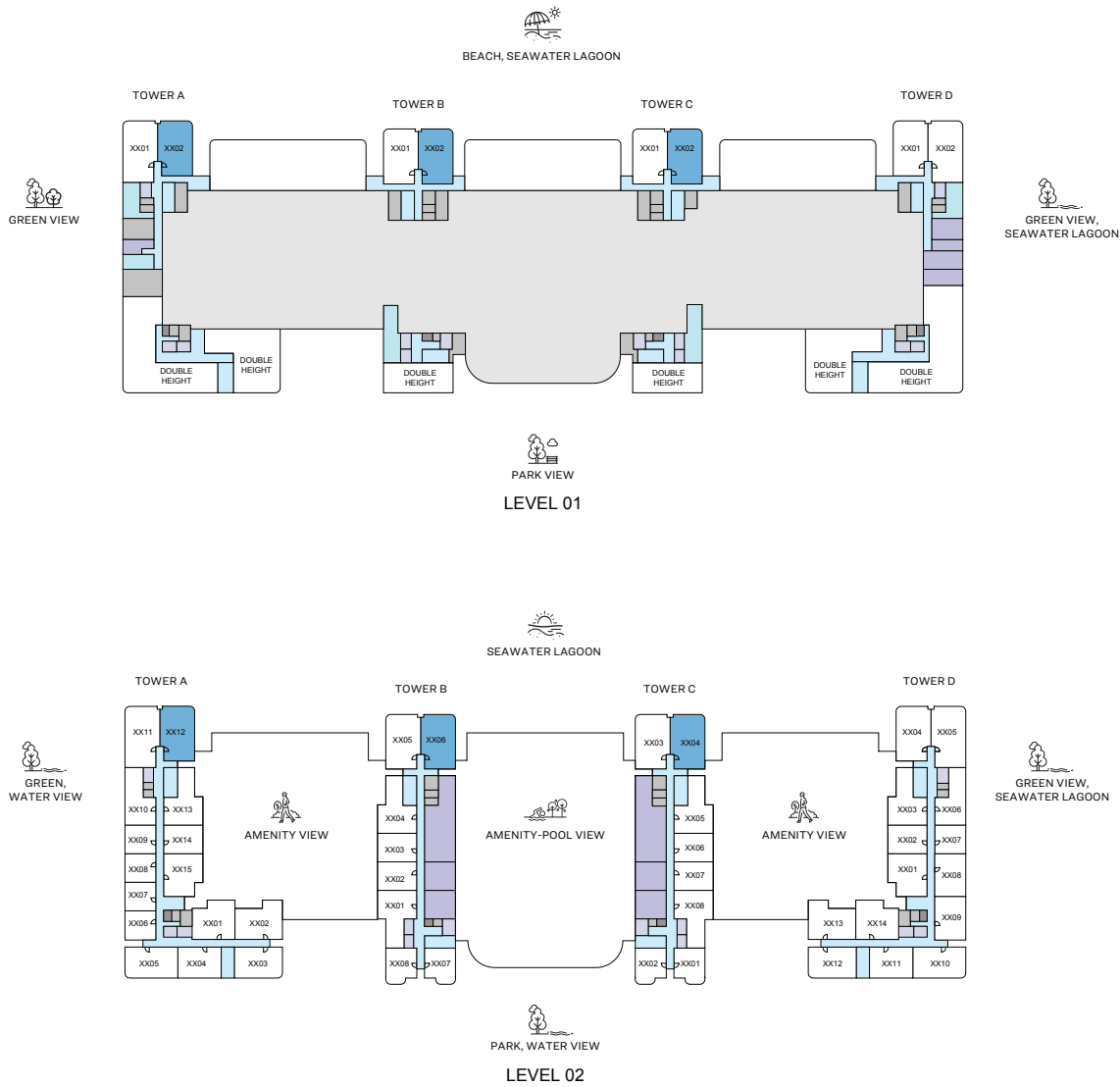
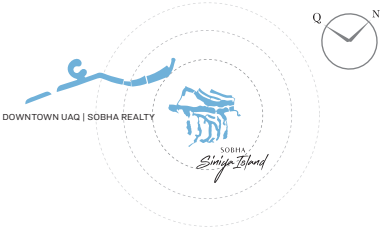
(with powder room + balcony)

TOTAL SALEABLE AREA
SUITE RANGE = 973.17 - 975.10 SQ.FT.
BALCONY RANGE = 86.86 - 88.26 SQ.FT.
TOTAL RANGE = 1,061.43 - 1,062.51 SQ.FT.

List of unit numbers with this unit plan:

VIEWS

- Beach, Seawater Lagoon
B-101, C-101, D-101
- Seawater Lagoon
B-205, C-203, D-204



2

BEDROOM
APARTMENT

TYPE N VARIANT 1

(with powder room + balcony)

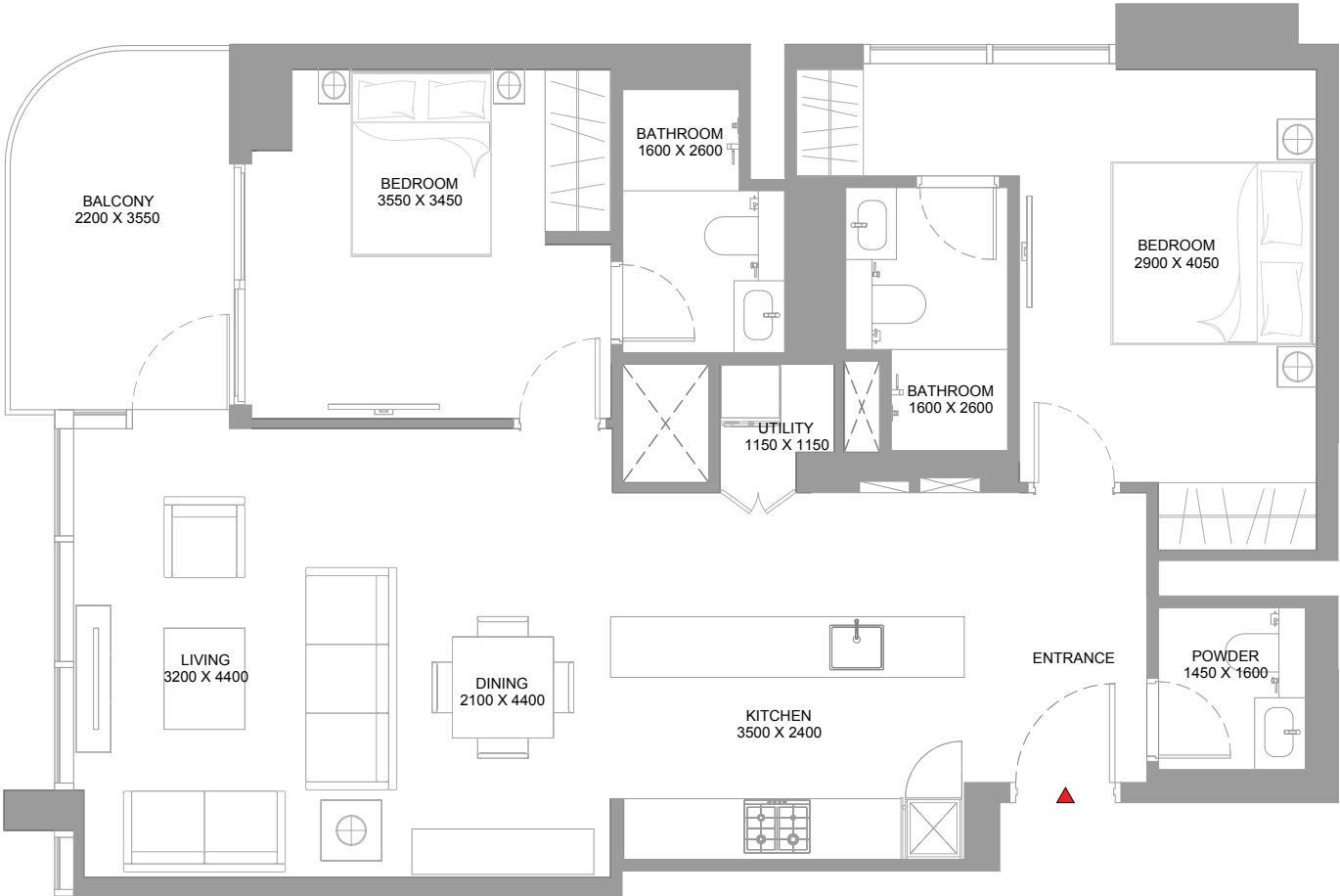
TOTAL SALEABLE AREA
SUITE RANGE = 973.17 - 974.99 SQ.FT.
BALCONY RANGE = 86.86 - 88.26 SQ.FT.
TOTAL RANGE = 1,061.32 - 1,062.51 SQ.FT.

List of unit numbers with this unit plan:

VIEWS

Beach, Seawater Lagoon
A-102, B-102, C-102

Seawater Lagoon
A-212, B-206, C-204



2

BEDROOM
APARTMENT

TYPE N VARIANT 1

(with powder room + balcony)

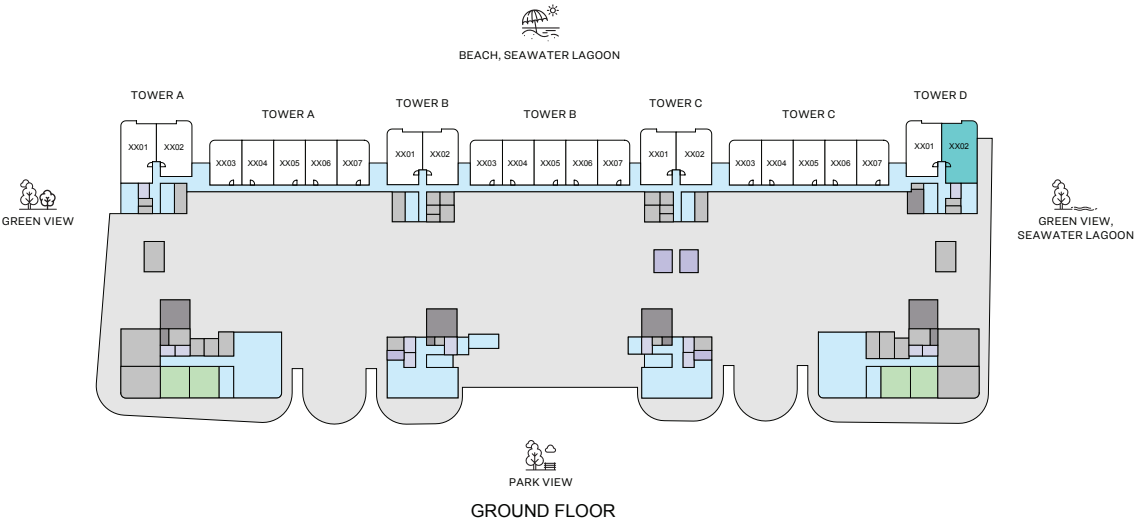
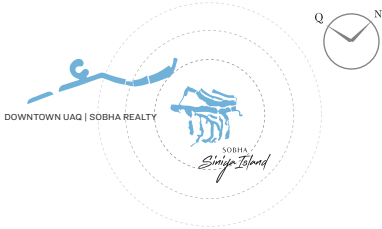
TOTAL SALEABLE AREA
SUITE = 973.17 - 974.99 SQ.FT.
BALCONY = 86.86 - 88.26 SQ.FT.
TOTAL = 1,061.32 - 1,062.51 SQ.FT.

List of unit numbers with this unit plan:

VIEWS

Beach, Seawater Lagoon
A-102, B-102, C-102

Seawater Lagoon
A-212, B-206, C-204



2

BEDROOM
APARTMENT

TYPE O

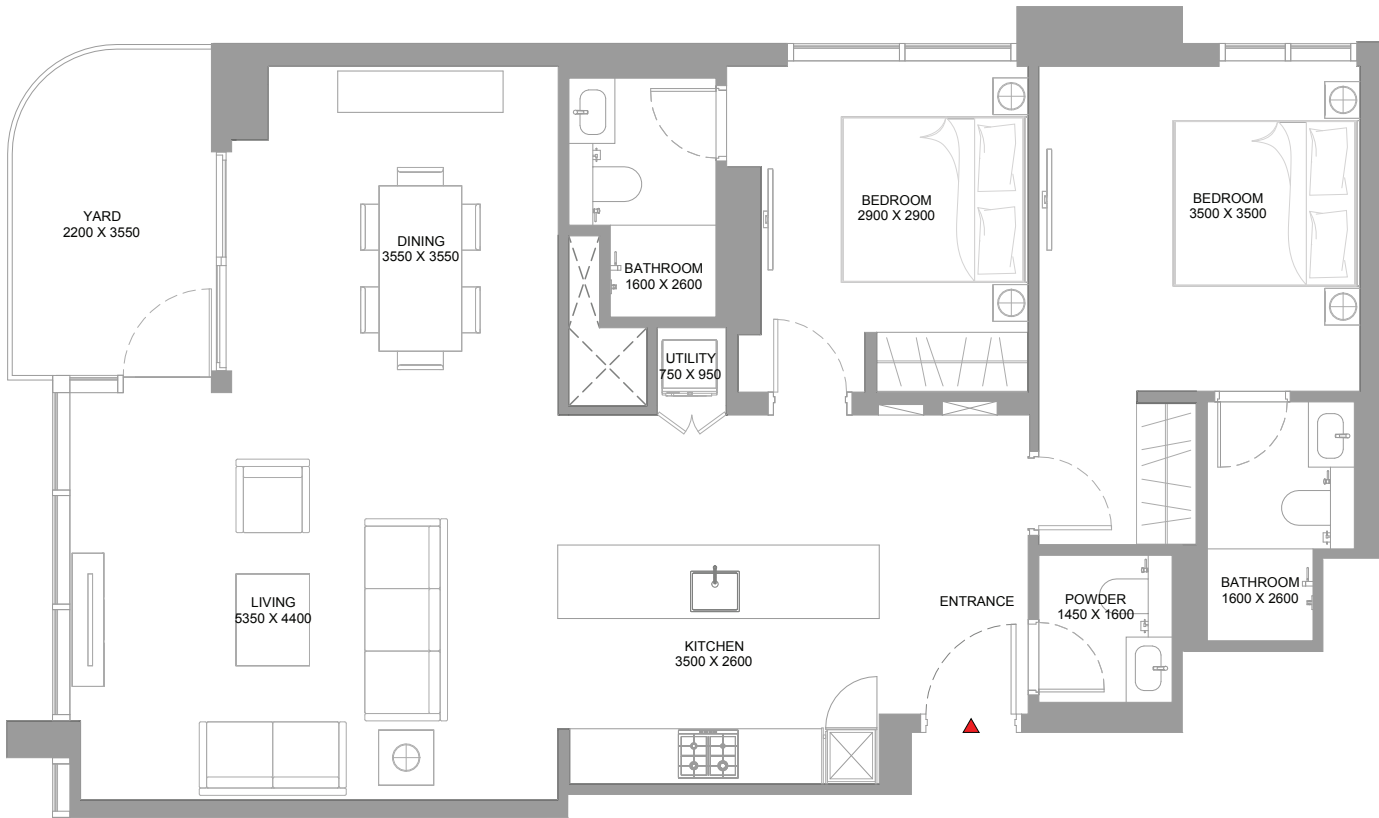
(with powder room + yard)

TOTAL SALEABLE AREA
SUITE = 1,106.75 SQ.FT.
YARD = 87.08 SQ.FT.
TOTAL = 1,193.83 SQ.FT.

List of unit numbers with this unit plan:

VIEWS

Beach, Green, Seawater Lagoon
D-02



2

BEDROOM
APARTMENT

TYPE O

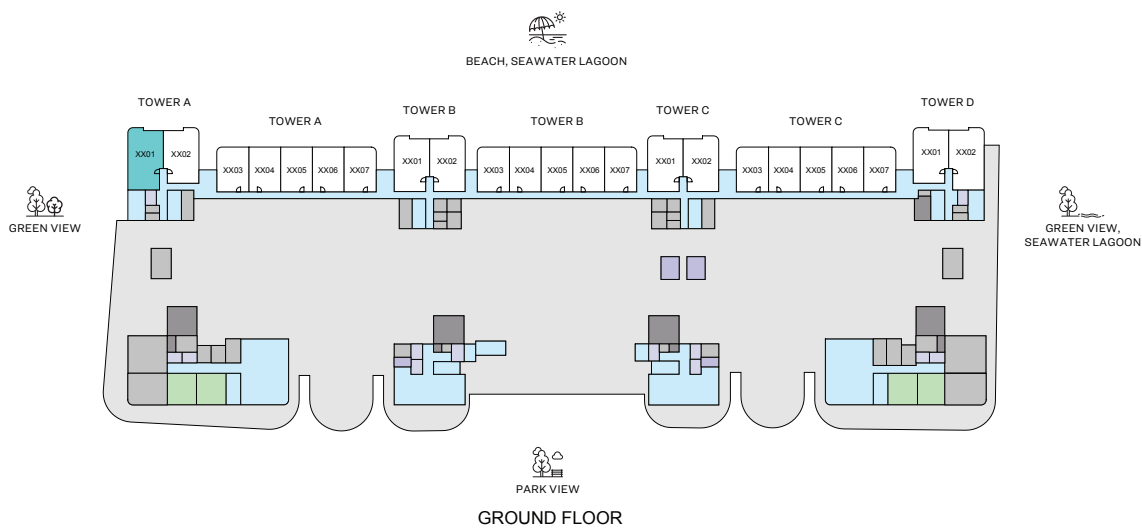
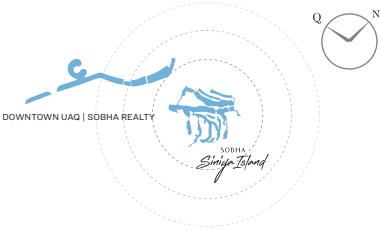
(with powder room + yard)

TOTAL SALEABLE AREA
SUITE = 1,106.75 SQ.FT.
YARD = 87.08 SQ.FT.
TOTAL = 1,193.83 SQ.FT.

List of unit numbers with this unit plan:

VIEWS

Beach, Green, Seawater Lagoon
D-02



2

BEDROOM
APARTMENT

TYPE O VARIANT 1

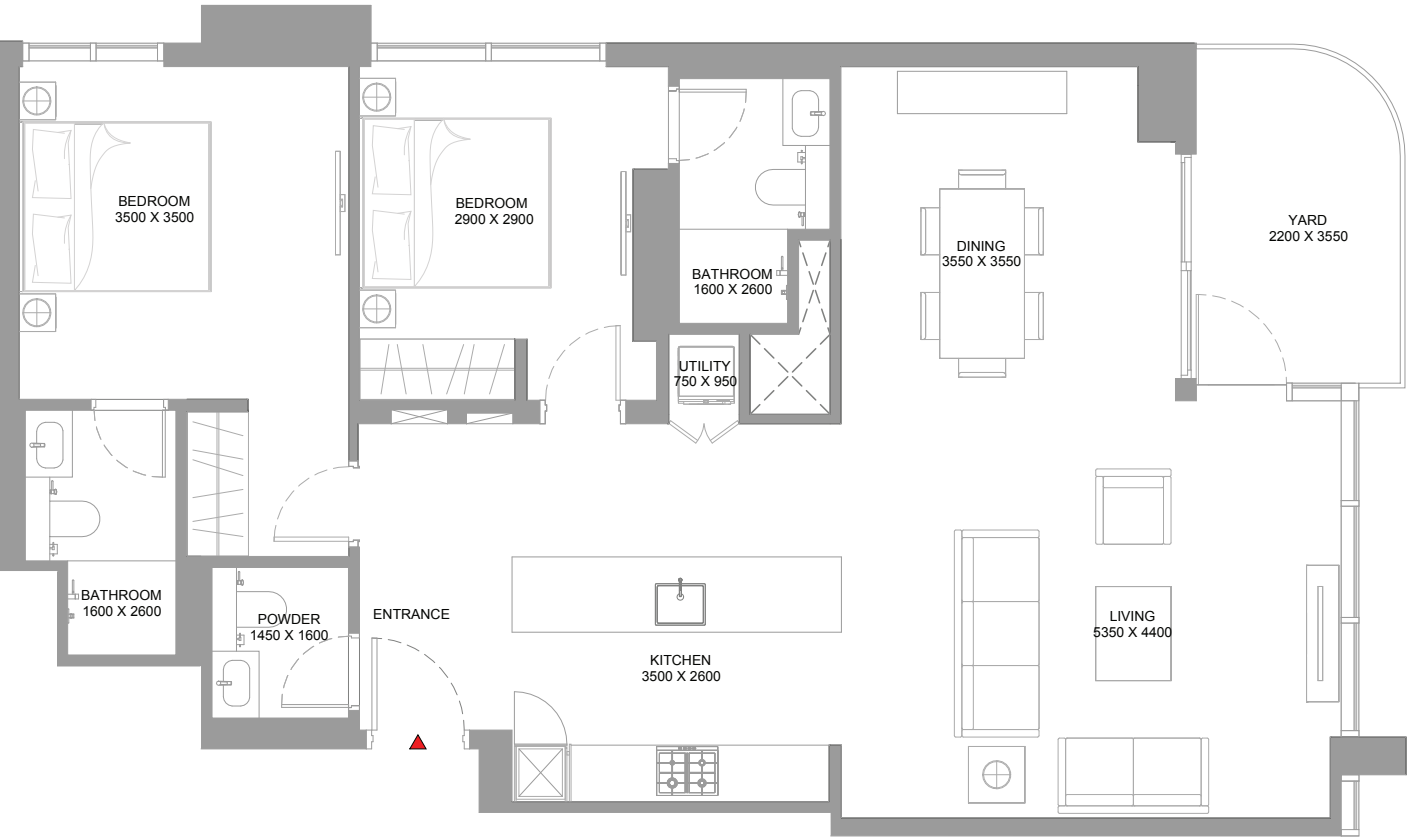
(with powder room + yard)

TOTAL SALEABLE AREA
SUITE = 1,106.85 SQ.FT.
YARD = 87.08 SQ.FT.
TOTAL = 1,193.93 SQ.FT.

List of unit numbers with this unit plan:

VIEWS

Beach, Green, Seawater Lagoon
A-01



2
BEDROOM
APARTMENT

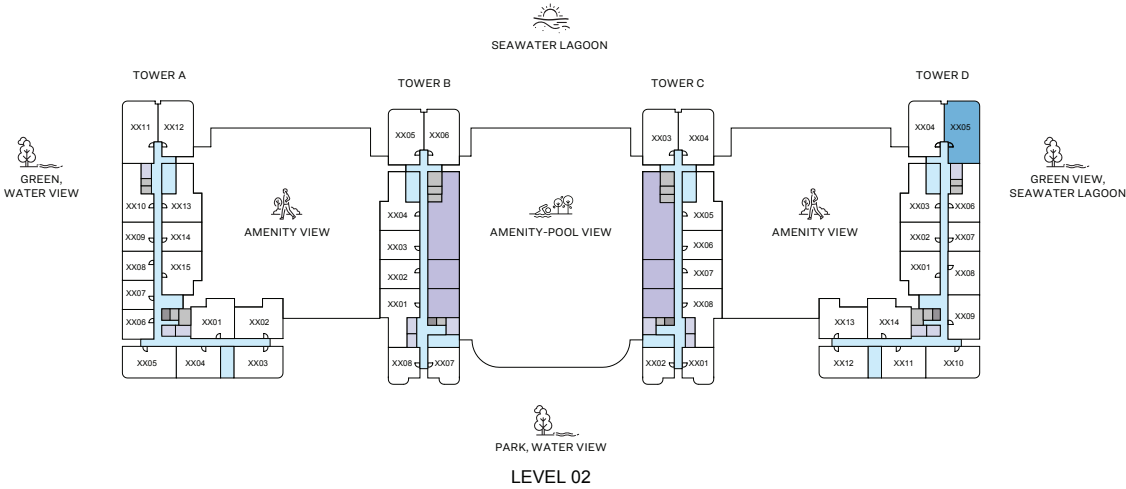
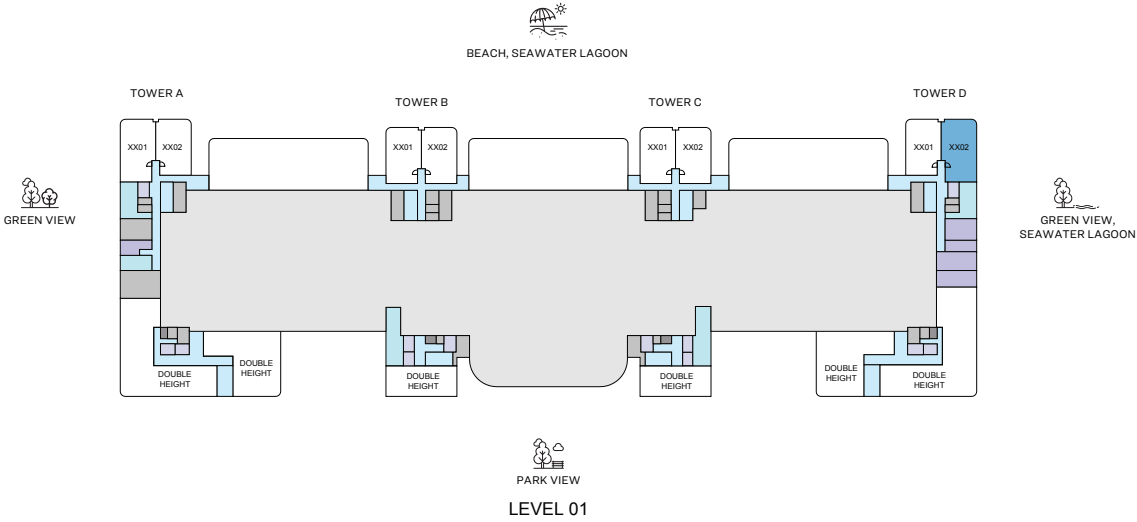
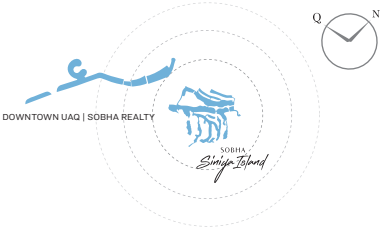
TYPE O
VARIANT 1
(with powder room + yard)

TOTAL SALEABLE AREA
SUITE = 1,106.85 SQ.FT.
YARD = 87.08 SQ.FT.
TOTAL = 1,193.93 SQ.FT.

List of unit numbers with this unit plan:

VIEWS

Beach, Green, Seawater Lagoon
A-01



2

BEDROOM
APARTMENT

TYPE P

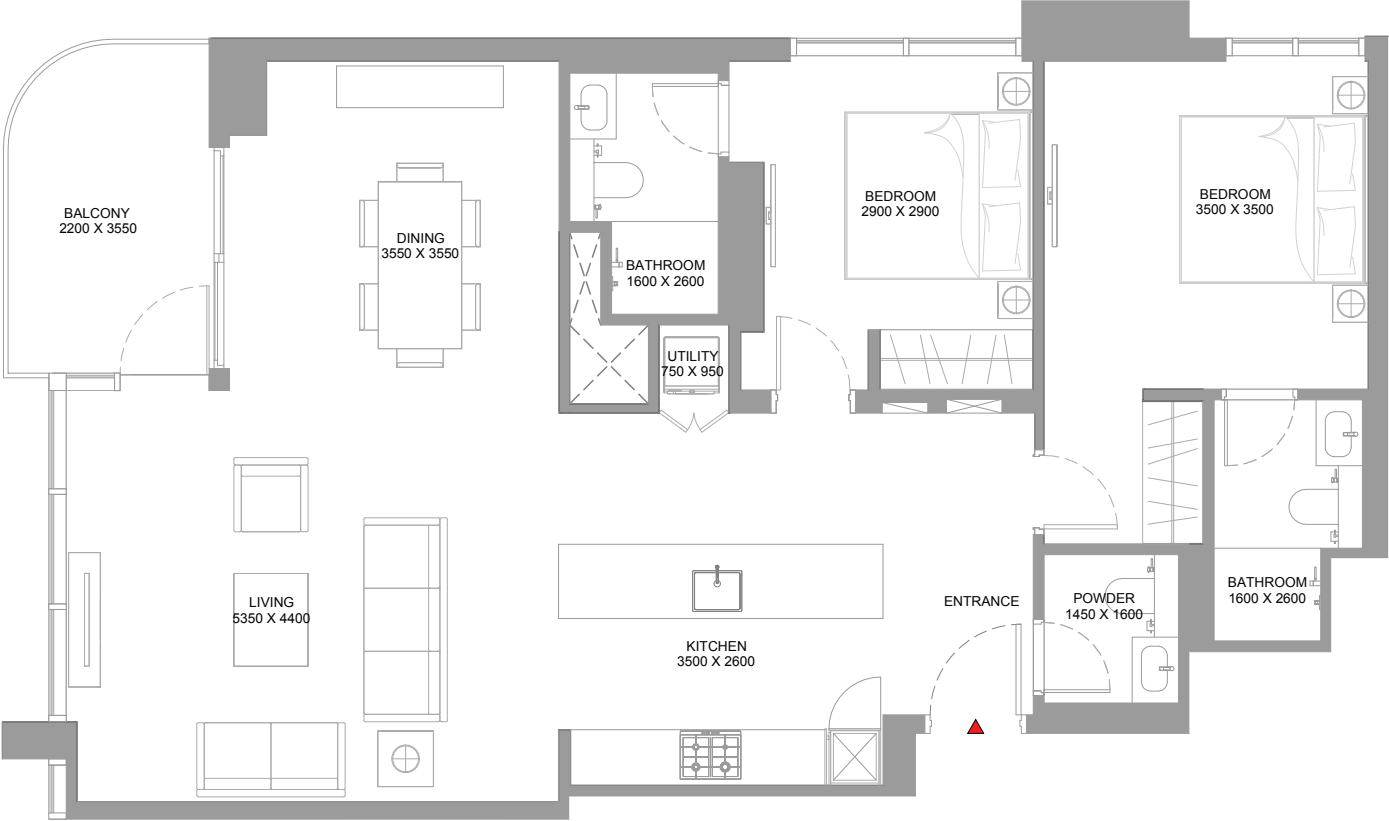
(with powder room + balcony)

TOTAL SALEABLE AREA
SUITE RANGE = 1,106.75 - 1,108.47 SQ.FT.
BALCONY = 86.86 SQ.FT.
TOTAL RANGE = 1,193.61 - 1,195.33 SQ.FT.

List of unit numbers with this unit plan:

VIEWS

- Beach, Green, Seawater Lagoon
D-102
- Green View, Seawater Lagoon
D-205



2

BEDROOM
APARTMENT

TYPE P

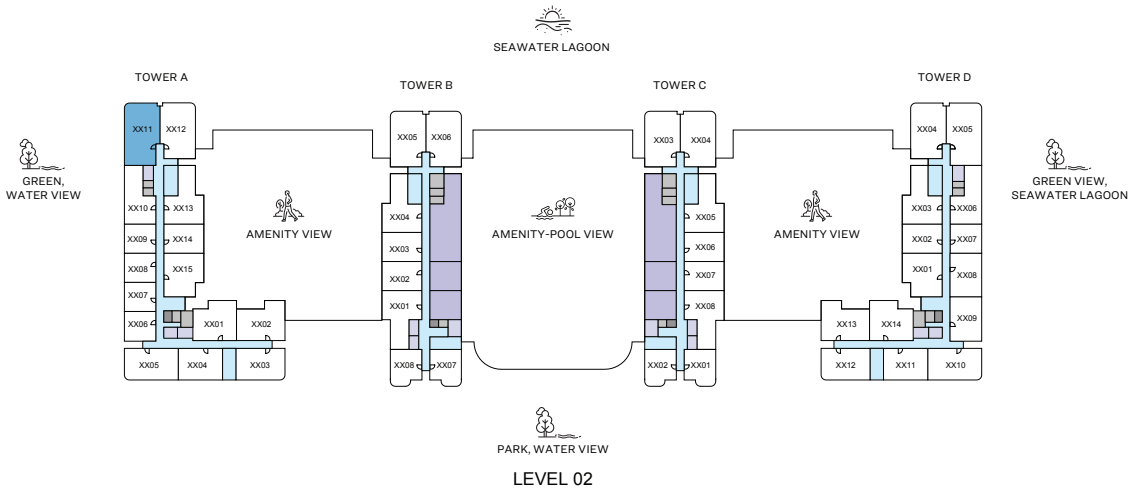
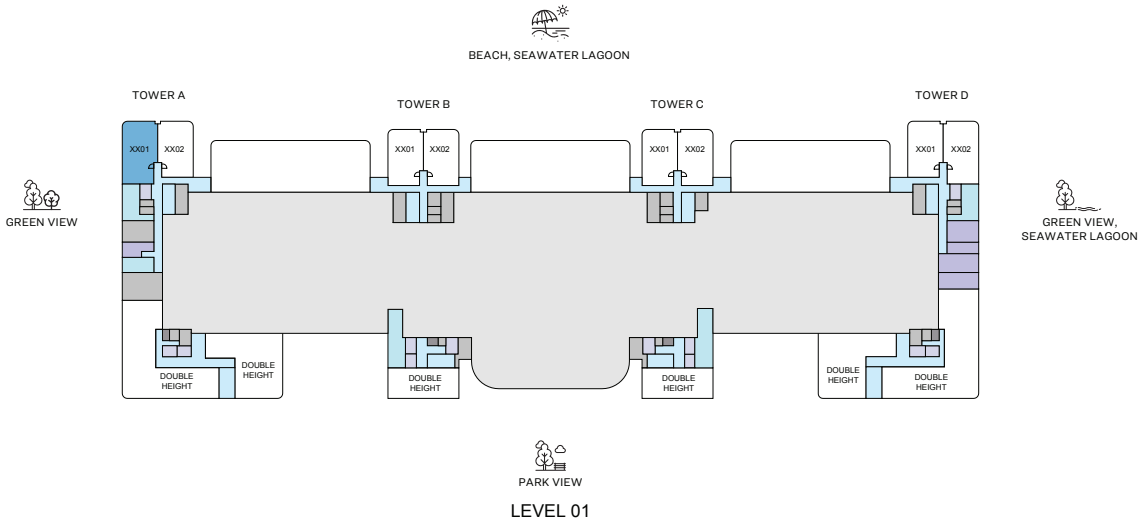
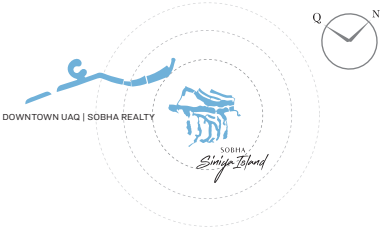
(with powder room + balcony)

TOTAL SALEABLE AREA
SUITE RANGE = 1,106.75 - 1,108.47 SQ.FT.
BALCONY = 86.86 SQ.FT.
TOTAL RANGE = 1,193.61 - 1,195.33 SQ.FT.

List of unit numbers with this unit plan:

VIEWS

- Beach, Green, Seawater Lagoon
D-102
- Green View, Seawater Lagoon
D-205



2

BEDROOM
APARTMENT

TYPE P VARIANT 1

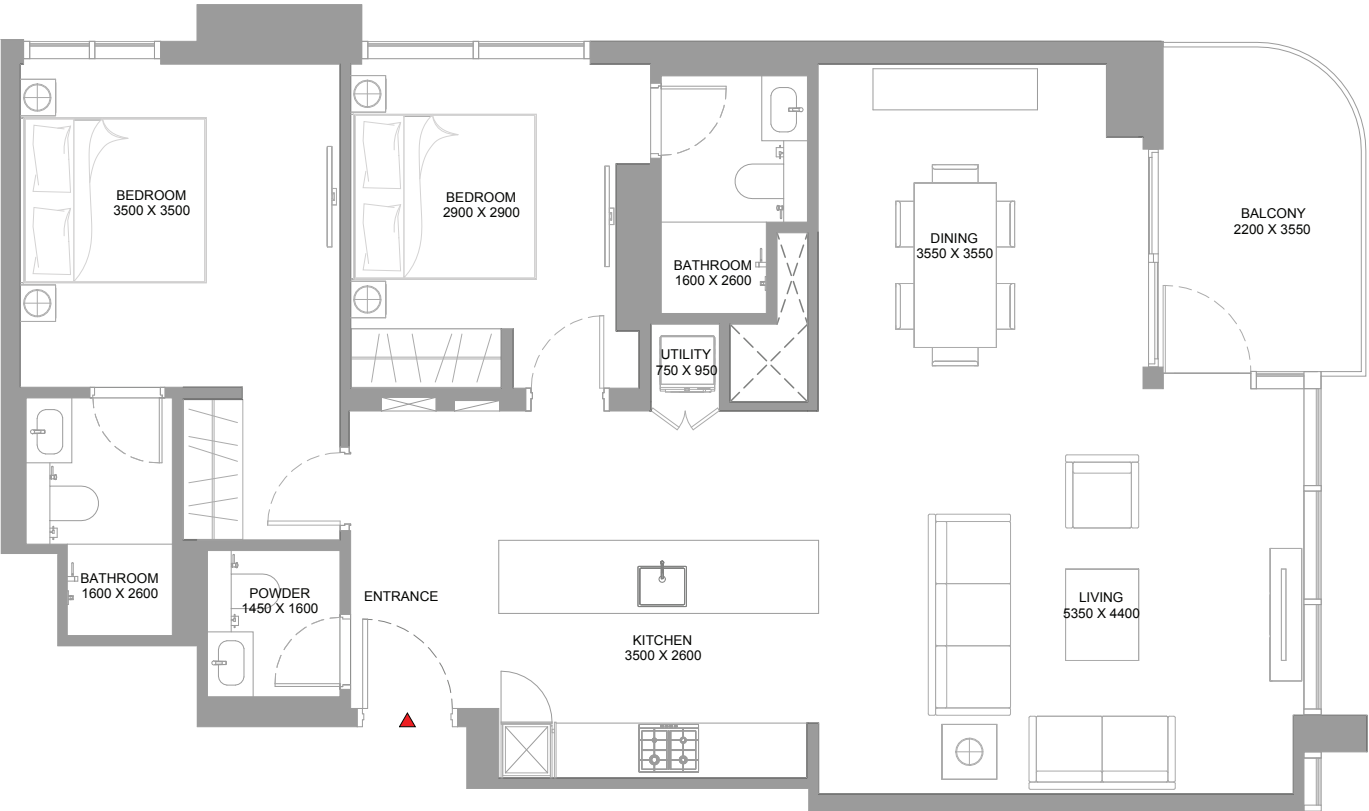
(with powder room + balcony)

TOTAL SALEABLE AREA
SUITE RANGE = 1,106.64 - 1,108.25 SQ.FT.
BALCONY = 86.86 SQ.FT.
TOTAL RANGE = 1,193.50 - 1,195.12 SQ.FT.

List of unit numbers with this unit plan:

VIEWS

- Beach, Green, Seawater Lagoon
A-101
- Green, Water View, Seawater Lagoon
A-211



2
BEDROOM
APARTMENT

TYPE P
VARIANT 1
(with powder room + balcony)

TOTAL SALEABLE AREA
SUITE RANGE = 1,106.64 - 1,108.25 SQ.FT.
BALCONY = 86.86 SQ.FT.
TOTAL RANGE = 1,193.50 - 1,195.12 SQ.FT.

List of unit numbers with this unit plan:

VIEWS

- Beach, Green, Seawater Lagoon
A-101
- Green, Water View, Seawater Lagoon
A-211

Disclaimer:

i For renders : The images use computer graphics technology (photorealistic rendering) to showcase the building and apartment's design, including the façade, elevations, and interiors. All furniture, lighting, finishes, facade, and art shown are for marketing purposes only. All contents in these images are for illustrative purposes only and subject to change.

ii Stock : The images shown are for illustration purposes only and may not be an exact representation of the product.

iii Amenities : The Amenities mentioned are only representational and informative. Information, images and visuals, or locations shown hereby are only an indicative of the envisaged developments and the same are subject to approvals from local authorities. The Developer reserves rights to make additions, deletions, alterations, or amendments without prior notice.

SOBHA
REALTY